



POLY 16

Quick Guide
Product Range 2009

Compression Fittings
for PE Pipe

Index

Page	Item	Page	Item
6	Adaptors - female	8	Stopcock-Plastic
5	Adaptors - male	8	Tee 90°
19	Insert sets	9	Tee 90° with Threaded female offtake
26	Bush - Reducing BSP		
25	Cap BSP	11	Tee 90° Reducing
20-24	Clamp saddles	11	Tee 90° Threaded male offtake
7	Couplings		
12	Elbow 90°	25	Tee 90° BSP female
12	Elbow 90° Reducing	15-16	Transition fittings
13	Elbow Wall-plate-metal	17	Universal Adaptor for Copper, Steel and PVC
13	Elbow 90° with Threaded female offtake	7	Universal Coupling
16	Elbow 90° with Threaded male offtake	12	Universal 90° Elbow
13	Elbow 90° BSP female	27	Valves -Ball
14	Elbow 90° BSP male x female	28	Valves - Foot
14	Elbow 45°	22	Key Kit for Tapping Saddle
14	Elbow 45° Threaded male offtake	22	Elbow Wall-plate-plastic
15	End cap		
15	Flanged joint		
3-4	Installation Guidelines		
16	Kits for copper		
17	Liner		
26	Nipple BSP		
26	Nipple Reducing BSP		
25	Plug BSP		
7	Repair couplings		
8	Reducing couplings		
16	Reducing kits		
25	Socket BSP		
26	Socket Reducing BSP		

Installation Guidelines

Metric Polyethylene

POLY16 fittings are supplied ready to use on blue or black MDPE pipe.

Cut pipe square. Insert pipe liner into end of pipe. Partially unscrew nut on fitting - do not remove. Push pipe into fitting, twisting slightly, through split ring & seal and until you reach a positive stop. Tighten the nut by hand and then firmly with a wrench.

Imperial PE sizes 1/2 to 1"

Cut pipe square. Unscrew nut and remove split ring and thrust ring. Select correct Insert Set. See pages 14-16 Slide new nut (black) onto pipe followed by new split ring, taper towards nut. Push or tap insert into end of pipe using a flat wooden object. Slide split ring up to insert shoulder. Push complete assembly into end of fitting and tighten the nut by hand and then firmly with a wrench.

Imperial Polyethylene sizes 1 1/2 and 2"

For these sizes simply change the rubber seal and grip ring (and thrust ring on the 1 1/2" size).

Lead Pipe

Cut pipe square. Ensure that outside of pipe is clean. Use a drift tool to round up inside of pipe. Unscrew nut and remove

split ring and thrust ring. Select correct Insert Set. See pages 14-16.

Use a 25mm fitting for 1/2" lead and a 32mm fitting for 3/4" lead.

Slide new nut (black) onto pipe followed by new split ring, taper towards nut. Push or tap insert firmly into end of pipe using a flat wooden object.

Slide split ring up to insert shoulder making sure that there is a 3mm gap in split ring.

Push complete assembly into end of fitting and tighten the nut by hand and then firmly with a wrench.

Copper Pipe

Cut pipe square and deburr. Clean outside of pipe with wire wool or similar and degrease. Unscrew nut and remove split ring, thrust ring and seal ring. Slide new nut (black) onto pipe before pushing the conversion rubber onto the pipe up to the stop. Push complete assembly into end of fitting and tighten the nut by hand and then firmly with a wrench.

End User Responsibility

POLY16 fittings are designed for cold water applications. Whilst polypropylene has excellent chemical resistance users must check suitability of the materials with us.

Warning

Care must be taken to ensure that earth continuity is maintained if inserting Polyethylene piping into existing Lead, Copper or Galvanised pipework.

Caution: Do not use heat

- WRc Approval for above and below ground use
- WRAS Approved
- 16bar max. working pressure
- Impact resistant
- Patented lip seal for improved performance



Male adaptor



Size	GF Code
16 x 1/2"	727926329
16 x 3/4"	727926330
20 x 1/2"	727926306
20 x 3/4"	727926333
20 x 1"	727926332
25 x 1/2"	727926337
25 x 3/4"	727926307
25 x 1"	727926336
32 x 3/4"	727926341
32 x 1"	727926308
32 x 1 1/4"	727926339
32 x 1 1/2"	727926340
40 x 1"	727926346
40 x 1 1/4"	727926309
40 x 1 1/2"	727926345
40 x 2"	727926347
50 x 1"	727926353
50 x 1 1/4"	727926352
50 x 1 1/2"	727926310
50 x 2"	727926351
63 x 1 1/2"	727926358
63 x 2"	727926311

Male adaptor



Size	GF Code
63 x 2 1/2"	727926357
75 x 2"	727926364
75 x 2 1/2"	727926312
75 x 3"	727926363
90 x 2"	727926371
90 x 2 1/2"	727926372
90 x 3"	727926313
90 x 4"	727926369
110 x 3"	727926376
110 x 4"	727926314

Female adaptor



Size	GF Code
16 x 1/2"	727916329
16 x 3/4"	727916330
20 x 1/2"	727916306
20 x 3/4"	727916333
25 x 1/2"	727916337
25 x 3/4"	727916307
25 x 1"	727916336
32 x 3/4"	727916341
32 x 1"	727916308
32 x 1 1/4"	727916340
40 x 1"	727916346
40 x 1 1/4"	727916309
40 x 1 1/2"	727916345
50 x 1"	727916353
50 x 1 1/4"	727916352
50 x 1 1/2"	727916310
50 x 2"	727916351
63 x 1 1/2"	727916358
63 x 2"	727916311
75 x 2"	727916364

Female adaptor



Size	GF Code
75 x 2 1/2"	727916312
90 x 2"	727916371
90 x 2 1/2"	727916372
90 x 3"	727916313
110 x 3"	727916376
110 x 4"	727916314

Coupling



Repair Coupling



Size	GF Code	Size	GF Code
16 x 16	727906305	20 x 20	727936306
20 x 20	727906306	25 x 25	727936307
25 x 25	727906307	32 x 32	727936308
32 x 32	727906308	40 x 40	727936309
40 x 40	727906309	50 x 50	727936310
50 x 50	727906310	63 x 63	727936311
63 x 63	727906311	75 x 75	727936312
75 x 75	727906312	90 x 90	727936313
90 x 90	727906313	110 x 110	727936314
110 x 110	727906314		

Universal Coupling



Size	GF Code
20 x 15 - 21	158001713
20 x 21 - 27	158001714
20 x 27 - 34	158001715
25 x 15 - 21	158001716
25 x 21 - 27	158001717
25 x 27 - 34	158001718
32 x 21 - 27	158001719
32 x 27 - 34	158001720

Reducing Coupling



Size	GF Code
20 x 16	727906334
25 x 16	727906335
25 x 20	727906337
32 x 20	727906340
32 x 25	727906341
40 x 25	727906347
40 x 32	727906346
50 x 32	727906353
50 x 40	727906352
63 x 32	727906356
63 x 40	727906357
63 x 50	727906358
75 x 50	727906363
75 x 63	727906364
90 x 63	727906371
90 x 75	727906370
110 x 90	727906376

Plastic Stopcock



Size	GF Code
20	158001872
25	158001874
32	158001876

Tee 90°



Size	GF Code
16 x 16 x 16	727206305
20 x 20 x 20	727206306
25 x 25 x 25	727206307
32 x 32 x 32	727206308
40 x 40 x 40	727206309
50 x 50 x 50	727206310
63 x 63 x 63	727206311
75 x 75 x 75	727206312
90 x 90 x 90	727206313
110x110 x110	727206314

Tee 90° with threaded female offtake



Size	GF Code
16 x 16 x 1/2"	727216329
16 x 16 x 3/4"	727216330
20 x 20 x 1/2"	727216306
20 x 20 x 3/4"	727216333
25 x 25 x 1/2"	727216337
25 x 25 x 3/4"	727216307
25 x 25 x 1"	727216336
32 x 32 x 1/2"	727216342
32 x 32 x 3/4"	727216341
32 x 32 x 1"	727216308
32 x 32 x 1 1/4"	727216340
40 x 40 x 3/4"	727216347
40 x 40 x 1"	727216346
40 x 40 x 1 1/2"	727216309
40 x 40 x 1 1/4"	727216345

Tee 90° with threaded female offtake



Size	GF Code
50 x 50 x 1"	727216353
50 x 50 x 1 1/4"	727216352
50 x 50 x 1 1/2"	727216310
50 x 50 x 2"	727216351
63 x 63 x 1 1/4"	727216359
63 x 63 x 1 1/2"	727216358
63 x 63 x 2"	727216311
75 x 75 x 2 1/2"	727216312
90 x 90 x 3"	727216313
110x110 x 4"	727216314

Tee 90° with threaded female offtake



Size	GF Code
16 x 16 x 1/2"	727226329
16 x 16 x 3/4"	727226330
20 x 20 x 1/2"	727226306
20 x 20 x 3/4"	727226333
25 x 25 x 1/2"	727226337
25 x 25 x 3/4"	727226307
25 x 25 x 1"	727226336
32 x 32 x 3/4"	727226341
32 x 32 x 1"	727226308
40 x 40 x 3/4"	727226347
40 x 40 x 1 1/4"	727226309
40 x 40 x 1 1/2"	727226349
50 x 50 x 3/4"	727226354
50 x 50 x 1 1/4"	727226355
50 x 50 x 1 1/2"	727226310
63 x 63 x 2"	727226311
63 x 63 x 2 1/2"	727226359

Tee 90° with threaded female offtake



Size	GF Code
50 x 50 x 1"	727216353
50 x 50 x 1 1/4"	727216352
50 x 50 x 1 1/2"	727216310
50 x 50 x 2"	727216351
63 x 63 x 1 1/4"	727216359
63 x 63 x 1 1/2"	727216358
63 x 63 x 2"	727216311
75 x 75 x 2 1/2"	727216312
90 x 90 x 3"	727216313
110x110 x 4"	727216314

Tee 90° with threaded male offtake



Size	GF Code
16 x 16 x 1/2"	727226329
16 x 16 x 3/4"	727226330
20 x 20 x 1/2"	727226306
20 x 20 x 3/4"	727226333
25 x 25 x 1/2"	727226337
25 x 25 x 3/4"	727226307
25 x 25 x 1"	727226336
32 x 32 x 3/4"	727226341
32 x 32 x 1"	727226308
40 x 40 x 3/4"	727226347
40 x 40 x 1 1/4"	727226309
40 x 40 x 1 1/2"	727226349
50 x 50 x 3/4"	727226354
50 x 50 x 1 1/4"	727226355
50 x 50 x 1 1/2"	727226310
63 x 63 x 2"	727226311
63 x 63 x 2 1/2"	727226359

Reducing/Increasing Tee 90°



Size	GF Code
20 x 20 x 16	727206334
20 x 20 x 25*	727206335
25 x 25 x 20	727206337
25 x 25 x 32*	727206338
32 x 32 x 25	727206341
40 x 40 x 32	727206346
50 x 50 x 32	727206353
50 x 50 x 40	727206352
*Indicates increasing on branch.	727206357
63 x 63 x 32	727206358
63 x 63 x 50	727206358
75 x 75 x 63	727206364

Elbow 90°



Elbow 90° reducing



Size	GF Code
16 x 16	727106305
20 x 20	727106306
25 x 25	727106307
32 x 32	727106308
40 x 40	727106309
50 x 50	727106310
63 x 63	727106311
75 x 75	727106312
90 x 90	727106313
110 x 110	727106314

Size	GF Code
20 x 16	158050442
25 x 20	158050443

Universal 90° Elbow



Size	GF Code
25 x 15 - 21	158001721
25 x 21 - 27	158001722
25 x 27 - 34	158001723

Elbow 90° with threaded female offtake



Elbow 90° with threaded female offtake



Size	GF Code
16 x 1/2"	727116329
16 x 3/4"	727116330
20 x 1/2"	727116306
20 x 3/4"	727116333
25 x 1/2"	727116337
25 x 3/4"	727116307
25 x 1"	727116336
32 x 1/2"	727116342
32 x 3/4"	727116341
32 x 1"	727116308
32 x 1 1/4"	727116340
40 x 3/4"	727116347
40 x 1"	727116346
40 x 1 1/4"	727116309
40 x 1 1/2"	727116345
50 x 1"	727116318
50 x 1 1/4"	727116319
50 x 1 1/2"	727116310
50 x 2"	727116351
63 x 1 1/4"	727116321
63 x 1 1/2"	727116320
63 x 2"	727116311

Size	GF Code
75 x 2 1/2"	727116312
90 x 3"	727116313
110 x 4"	727116314

Wall-plate elbow



Size	GF Code
20 x 1/2"	720100206
25 x 3/4"	720100207

Elbow 90° with threaded male offtake



Elbow 45°



Size	GF Code	Size	GF Code
16 x 1/2"	727126329	20 x 20	727156306
16 x 3/4"	727126330	25 x 25	727156307
20 x 1/2"	727126306	32 x 32	727156308
20 x 3/4"	727126333	40 x 40	727156309
25 x 1/2"	727126337	50 x 50	727156310
25 x 3/4"	727126307	63 x 63	727156311
25 x 1"	727126336		
32 x 1/2"	727126338		
32 x 3/4"	727126339		
32 x 1"	727126308		
40 x 1"	727126344		
40 x 1 1/4"	727126309		
40 x 1 1/2"	727126345		
50 x 1 1/4"	727126352		
50 x 1 1/2"	727126310		
63 x 1 1/4"	727126313		
63 x 1 1/2"	727126312		
63 x 2"	727126311		
63 x 2 1/2"	727126314		

Elbow 45° with threaded male offtake



Size	GF Code
20 x 1/2"	727166306
25 x 3/4"	727166307
32 x 1"	727166308
40 x 1 1/4"	727166309
50 x 1 1/2"	727166310
63 x 2"	727166311

End cap



Flanged joint



Size	GF Code	Size	GF Code
16	727966305	50 x 1 1/2"	727706350
20	727966306	50 x 2"	727706351
25	727966307	63 x 2"	727706311
32	727966308	63 x 2 1/2"	727706357
40	727966309	75 x 2 1/2"	727706312
50	727966310	75 x 3"	727706363
63	727966311	90 x 3"	727706313
75	727966312	90 x 4"	727706369
90	727966313	110 x 4"	727706314
110	727966314		

Transition fittings metal-plastic PN16

Male adaptor



Size	GF Code
20 x 1/2"	158001569
25 x 3/4"	158001570
32 x 3/4"	158001571
32 x 1"	158001572
32 x 1 1/4"	158001573
40 x 1"	158001574
40 x 1 1/4"	158001575
50 x 1 1/2"	158001576
63 x 2"	158001577

Female adaptor



Size	GF Code
20 x 1/2"	158001578
25 x 3/4"	158001579
32 x 1"	158001580
40 x 1 1/4"	158001581
50 x 1 1/2"	158001582
63 x 2"	158001583

Elbow 90° with threaded male offtake



Size	GF Code
20 x 1/2"	158001584
25 x 3/4"	158001585
32 x 3/4"	158001586
32 x 1"	158001587
40 x 1"	158001588
40 x 1 1/4"	158001589

Reducing kits



Size	GF Code
25 x 20	727826430
32 x 20	727826431
32 x 25	727826432
40 x 20	727826433
40 x 25	727826434
40 x 32	727826435
50 x 25	727826436
50 x 32	727826437
50 x 40	727826438
63 x 25	727826439
63 x 32	727826440
63 x 40	727826441
63 x 50	727826442

Kits for copper BS EN 1057



Size	GF Code
20mm x 15	727826400
25mm x 22	727826401
32mm x 28	727826402

Universal Adaptor for copper, steel & PVC

(Black)



Size	GF Code
20mm x 15	158007101
25mm x 22 ^(1/2)	158007102
32mm x 28 ^(3/4)	158007103
	non end load

Pipe Support Liner MDPE


BS 6572 (below ground) **BS6730** (above ground)



Size	GF Code
20mm	158007282
25mm	158007283
32mm	158007284
50mm	158007285
63mm	158007286

Insert for Imperial Polyethylene Pipe Insert/Split Ring Set BS 1972 LD Class D

(Light Green/Black)




Size	GF Code
1/2"	158007260
3/4"	158007265
1"	158007271
1 1/4"	158007275
1 1/2"	158007277

* full flow


Insert for Imperial Polyethylene Pipe Insert/Split Ring Set BS 1972 LD Class C

(Light Blue/Black)




Size	GF Code
3/8"	KN01700*
1/2"	158007258
3/4"	158007263
3/4" x 1/2"	158007262
1"	158007269
1" x 1/2"	158007267
1" x 3/4"	158007268
1 1/4"	158007273
1 1/2"	158007277
2"	158007278

**Insert for Imperial
Polyethylene Pipe
/Split Ring Set
BS 3284 HD Class C
(Dark Blue/Black)**




Size	GF Code
1/2"	158007259
3/4"	158007264
1"	158007270
1 1/4"	158007274
1 1/2"	158007277
2"	158007278

**Insert for Imperial
Polyethylene Pipe
Insert/Split Ring Set BS
3284 HD Class D
(Dark Green/Black)**



Size	GF Code
3/8"	KN01700*
1/2"	158007261
3/4"	158007266
1"	158007272
1 1/4"	158007276
1 1/2"	158007277
2"	158007278

**Insert/Split Ring Set BS
1972/61 IRS 134 Normal
Gauge
(Red)**



Size	GF Code
1/2"	158007293
3/4"	158007290
3/4" x 1/2"	158007294
1"	158007296
1" x 1/2"	158007297
1" x 3/4"	158007298
1 1/4"	158007300
1 1/2"	158007302
2"	158007278

**Insert/Split Ring Set BS
1972/61 IRS 135 Heavy
Gauge
(Pale Blue)**



Size	GF Code
1/2"	158007292
3/4"	158007291
1"	158007295
1 1/4"	158007299
1 1/2"	158007301

* full flow

Insert Set Lead

(Brown)



Size	GF Code
$\frac{1}{2}$ " x 7lb Use with 25mm fitting	158007280
$\frac{3}{4}$ " x 11lb Use with 32mm fitting	158007281

GRIP RING FOR PVC-U, ABS & PE-X



Size	GF Code
20mm	727826415
25mm	727826416
32mm	727826417
40mm	727826418
50mm	727826419
63mm	727826420

POLY16 Plus Tapping Saddles

680C - Tapping Saddle for PE pipes with compression fittings offtake, O-ring gasket and galvanised bolts and nuts



Size	GF Code	Size	GF Code
50	700627715	110	700627732
50	700627716	110	700627733
50	700627717	125	700627734
63	700627718	125	700627735
63	700627719	125	700627736
63	700627720	125	700627737
75	700627721	125	700627738
75	700627722	140	700627739
75	700627723	140	700627740
90	700627724	140	700627741
90	700627725	140	700627742
90	700627726	140	700627743
110	700627727	160	700627744
110	700627728	160	700627745
110	700627729	160	700627746
110	700627730	160	700627747
110	700627731		

680C - Tapping Saddle for PE pipes with threaded female offtake, O-ring gasket and galvanised bolts and nuts



Size	GF Code
50	700627781
63	700627782
75	700627783
90	700627784
90	700627785
110	700627786
110	700627787
125	700627788
140	700627789
160	700627790

684C - Tapping Saddle for PE and PVC pipes with compression fittings offtake, flat gasket and stainless steel bolts and nuts



Size	GF Code	Size	GF Code
50	700627748	110	700627765
50	700627749	110	700627766
50	700627750	125	700627767
63	700627751	125	700627768
63	700627752	125	700627769
63	700627753	125	700627770
75	700627754	125	700627771
75	700627755	140	700627772
75	700627756	140	700627773
90	700627757	140	700627774
90	700627758	140	700627775
90	700627759	140	700627776
110	700627760	160	700627777
110	700627761	160	700627778
110	700627762	160	700627779
110	700627763	160	700627780
110	700627764		

684F - Tapping Saddle for PE and PVC pipes with threaded female offtake, flat gasket and stainless steel bolts and nuts



Size	GF Code
50	700627791
63	700627792
75	700627793
90	700627794
90	700627795
110	700627796
110	700627797
125	700627798
140	700627799
160	700627800

Key Kit for Tapping Saddle Universal Line

Size	GF Code
L (little)	15805177'
M (medium)	15800177 _o
B (Big)	158001779



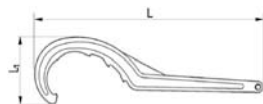
POLY16 Plus Plastic Wall Plate Elbow

Size	GF Code
20	158001919
25	158001920



Metal Tightening Wrench for POLY16 Plus fittings

Size	GF Code
16-32	799198097
40-63	799198098
75-110	799198099



Blanking Plug

Size	GF Code
20	158050437
25	158050438
32	158050439
40	158050440
50	158050441



Clamp Saddles with reinforcing ring, gasket and galvanized bolts



Size	GF Code	Size	GF Code
20 x 1/2"	158001041	125 x 1"	158001080
25 x 1/2"	158001042	125 x 1 1/4"	158001082
25 x 3/4"	158001043	125 x 1 1/2"	158001081
32 x 1/2"	158001044	125 x 2"	158001083
32 x 3/4"	158001045	125 x 3"	158001084
32 x 1"	158001046	125 x 4"	158001085
40 x 1/2"	158001047	140 x 1/2"	158001086
40 x 3/4"	158001048	140 x 3/4"	158001087
40 x 1"	158001049	140 x 1"	158001088
50 x 1/2"	158001050	140 x 1 1/4"	158001090
50 x 3/4"	158001051	140 x 1 1/2"	158001089
50 x 1"	158001052	140 x 2"	158001091
50 x 1 1/4"	158001053	140 x 3"	158001092
63 x 1/2"	158001054	140 x 4"	158001093
63 x 3/4"	158001055	160 x 1/2"	158001094
63 x 1"	158001056	160 x 3/4"	158001095
63 x 1 1/4"	158001058	160 x 1"	158001096
63 x 1 1/2"	158001057	160 x 1 1/4"	158001098
75 x 1/2"	158001059	160 x 1 1/2"	158001097
75 x 3/4"	158001060	160 x 2"	158001099
75 x 1"	158001061	160 x 3"	158001100
75 x 1 1/4"	158001063	160 x 4"	158001101
75 x 1 1/2"	158001062	200 x 1 1/2"	158001108
75 x 2"	158001064	200 x 2"	158001109
90 x 1/2"	158001065	200 x 3"	158001110
90 x 3/4"	158001066	200 x 4"	158001111
90 x 1"	158001067	225 x 1 1/2"	158001112
90 x 1 1/4"	158001069	225 x 2"	158001113
90 x 1 1/2"	158001068	225 x 3"	158001114
90 x 2"	158001070	225 x 4"	158001115
110 x 1/2"	158001071	250 x 2"	158001116
110 x 3/4"	158001072	250 x 3"	158001117
110 x 1"	158001073	250 x 4"	158001118
110 x 1 1/4"	158001075	280 x 2"	158001119
110 x 1 1/2"	158001074	280 x 3"	158001120
110 x 2"	158001076	280 x 4"	158001121
110 x 3"	158001077	315 x 2"	158001122
125 x 1/2"	158001078	315 x 3"	158001123
125 x 3/4"	158001079	315 x 4"	158001124

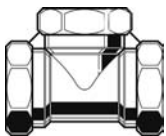
Double Clamp Saddle with reinforcing rings, gaskets and galvanized bolts



Size	GF Code	Size	GF Code
20 x 1/2"	158001125	125 x 3/4"	158001163
25 x 1/2"	158001126	125 x 1"	158001164
25 x 3/4"	158001127	125 x 1 1/4"	158001166
32 x 1/2"	158001128	125 x 1 1/2"	158001165
32 x 3/4"	158001129	125 x 2"	158001167
32 x 1"	158001130	125 x 3"	158001168
40 x 1/2"	158001131	125 x 4"	158001169
40 x 3/4"	158001132	140 x 1/2"	158001170
40 x 1"	158001133	140 x 3/4"	158001171
50 x 1/2"	158001134	140 x 1"	158001172
50 x 3/4"	158001135	140 x 1 1/4"	158001174
50 x 1"	158001136	140 x 1 1/2"	158001173
50 x 1 1/4"	158001137	140 x 2"	158001175
63 x 1/2"	158001138	140 x 3"	158001176
63 x 3/4"	158001139	140 x 4"	158001177
63 x 1"	158001140	160 x 1/2"	158001178
63 x 1 1/4"	158001142	160 x 3/4"	158001179
63 x 1 1/2"	158001141	160 x 1"	158001180
75 x 1/2"	158001143	160 x 1 1/4"	158001182
75 x 3/4"	158001144	160 x 1 1/2"	158001181
75 x 1"	158001145	160 x 2"	158001183
75 x 1 1/4"	158001147	160 x 3"	158001184
75 x 1 1/2"	158001146	160 x 4"	158001185
75 x 2"	158001148	200 x 2"	150001193
90 x 1/2"	158001149	200 x 3"	150001194
90 x 3/4"	158001150	200 x 4"	150001195
90 x 1"	158001151	225 x 1 1/2"	150001196
90 x 1 1/4"	158001153	225 x 2"	150001197
90 x 1 1/2"	158001152	225 x 3"	150001198
90 x 2"	158001154	225 x 4"	150001199
110 x 1/2"	158001155	250 x 2"	150001200
110 x 3/4"	158001156	250 x 3"	150001201
110 x 1"	158001157	250 x 4"	150001202
110 x 1 1/4"	158001159		
110 x 1 1/2"	158001158		
110 x 2"	158001160		
110 x 3"	158001161		
125 x 1/2"	158001162		

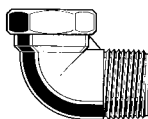
BSP Threaded Fittings

Tee Female



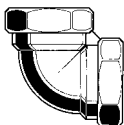
Size	GF Code
1/2"	ST 15
3/4"	ST 20
1"	ST 25
1 1/4"	ST 32
1 1/2"	ST 40
2"	ST 50

Elbow Male x Female



Size	GF Code
1/2"	SMFE 15
3/4"	SMFE 20
1"	SMFE 25
1 1/4"	SMFE 32

Elbow Female



Size	GF Code
1/2"	SE 15
3/4"	SE 20
1"	SE 25
1 1/4"	SE 32
1 1/2"	SE 40
2"	SE 50

Screwed Plug



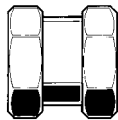
Size	GF Code
1/2"	SP15
3/4"	SP20
1"	SP25
1 1/4"	SP32
1 1/2"	SP40
2"	SP50

Cap



Size	GF Code
1/2"	SC15
3/4"	SC20
1"	SC25
1 1/4"	SC32
1 1/2"	SC40
2"	SC50

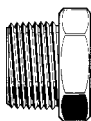
Socket



Size	GF Code
1/2"	SS15
3/4"	SS20
1"	SS25
1 1/4"	SS32
1 1/2"	SS40
2"	SS50

BSP Threaded Fittings

Reducing Bush



Size	GF Code
3/4" x 1/2"	SRB2015
1" x 3/8"	SRB2510
1" x 1/2"	SRB2515
1" x 3/4"	SRB2520
1 1/4" x 3/4"	SRB3220
1 1/4" x 1"	SRB3225
1 1/2" x 3/4"	SRB4020
1 1/2" x 1"	SRB4025
1 1/2" x 1 1/4"	SRB4032
2" x 3/4"	SRB5020
2" x 1"	SRB5025
2" x 1 1/4"	SRB5032
2" x 1 1/2"	SRB5040

Nipple



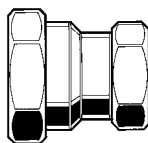
Size	GF Code
1/2"	SHN15
3/4"	SHN20
1"	SHN25
1 1/4"	SHN32
1 1/2"	SHN40
2"	SHN50

Nipple Reducing



Size	GF Code
3/4" x 1/2"	SRHN2015
1" x 1/2"	SRHN2515
1" x 3/4"	SRHN2520
1 1/4" x 3/4"	SRHN3220
1 1/4" x 1"	SRHN3225
1 1/2" x 3/4"	SRHN4020
1 1/2" x 1"	SRHN4025
1 1/2" x 1 1/4"	SRHN4032
2" x 3/4"	SRHN5020
2" x 1"	SRHN5025
2" x 1 1/4"	SRHN5032
2" x 1 1/2"	SRHN5040

Reducing Socket



Size	GF Code
3/4" x 1/2"	SRS2015
1" x 1/2"	SRS2515
1" x 3/4"	SRS2520
1 1/4" x 3/4"	SRS3220
1 1/4" x 1"	SRS3225
1 1/2" x 3/4"	SRS4020
1 1/2" x 1"	SRS4025
1 1/2" x 1 1/4"	SRS4032
2" x 3/4"	SRS5020
2" x 1"	SRS5025
2" x 1 1/2"	SRS5040

Plastic Valves

Ball Valve
Valve with BSP threaded
female ends
ISO/BS PN 16



Size	Code
3/8"	VSI12F160
1/2"	VSI12F200
3/4"	VSI12F250
1"	VSI12F320
1 1/4"	VSI12F400
1 1/2"	VSI12F500
2"	VSI12F630
2 1/2"	VSI12F750
3"	VSI12F900
4"	VSI12F910

Ball Valve
Valve with BSP threaded
male/female ends
ISO/BS PN 16



Size	Code
3/8"	VSI13F160
1/2"	VSI13F200
3/4"	VSI13F250
1"	VSI13F320
1 1/4"	VSI13F400
1 1/2"	VSI13F500
2"	VSI13F630

Ball Valve
Valve with nut & hose
adaptor
ISO/BS PN 16



Size	Code
3/8" x 16	VSI14P16A
3/8" x 20	VSI14P16B
1/2" x 16	VSI14P20A
1/2" x 20	VSI14P20B
3/4" x 20	VSI14P25B
3/4" x 25	VSI14P25C
1" x 25	VSI14P32C
1" x 32	VSI14P40D

Ball Valve
Valve with quick joint
ISO/BS PN 16



Size	Code
1/2" x 20	VSI16P200
3/4" x 25	VSI16P250
1" x 32	VSI16P320
1 1/4" x 40	VSI16P400
1 1/2" x 50	VSI16P500
2" x 63	VSI16P630

Plastic Valves

Foot Valve BSP
threaded with PP
screen



Size	Code
1"	FV 25
1 ¹ / ₄ "	FV 32
1 ¹ / ₂ "	FV 40
2"	FV 50
2 ¹ / ₂ "	FV 63

Stockist



George Fischer Sales Limited
Paradise Way, Coventry CV2 2ST
Tel. 024 7653 5535, Fax. 024 7653 0450
email uk.ps@georgfischer.com
website www.georgfischer.co.uk



PE

Pipe, Fittings &
Accessories

Product Range 2010

Introduction

In the field of thermoplastic materials, George Fischer is considered to be a pioneer, as well as one of the best known producers, utilising the most advanced technology in the world. Our test laboratory is one of the most famous in the world in the field of plastic materials and is completely dedicated to research, development and testing of new products. The equipment and instruments used are the most modern and up to date on the market today, this makes it possible to carry out the most sophisticated tests. This all comes together with the highest standard of technology, production, logistics and customer service, which contributes to guaranteeing the best products.

Application and Benefits of PE

The most widespread use of PE is for buried gas and water pipelines, where its benefits of low weight, ductile failure characteristics and toughness can be translated to industrial and building services application. Typical applications here include:

- Cold water services including potable water
- Chilled water services
- Cooling applications
- Compressed air

GF's PE range has many advantages for a variety of applications:

- Light and clean to handle
- Good chemical resistance
- No costly flushing procedures
- Corrosion free
- No phenolic blocks required on the chilled water lines
- No heavy or messy plant required to prepare the installation
- No hot works certificate required
- 50 year life expectancy
- Maintenance free
- Certificated jointing training
- Low theft value
- Environmentally friendly.

We know that our company's success can only be secured if we meet the high expectations of our customers with corresponding and consistent high performance. Therefore, quality for us means more than the manufacture of functioning products. Quality means the reliable and constant correlation of requirement and performance.

GF Customisation & Fabrication Facility

Customisation

In addition to the wide range of pipe, fittings and valves GF also offer a customisation service.

Housed in a large, dedicated area of our Coventry facility, fully trained GF staff can pre-assemble pipe and fittings in any of our materials, using whichever jointing method is most appropriate for the material.

We can translate our customer's drawings into convenient size assemblies for transportation using our CAD facility. Drawings can be sent and received by email or in paper form.

Fabrication

There are numerous advantages to using this service: Pre-assembled pipe runs can be delivered to site to fit in with your precise schedule. Long pipe runs can be installed quickly and easily offering large savings on site labour costs and ensuring site deadlines are met. Plus, no-one knows our products like we do.

You can rest assured that all assembly work is carried out by staff who work with the products every day. As an added benefit we can also pre-insulate the pipework.

All jointing is carried out in our purpose built assembly area by qualified GF personnel.

All joints are individually marked for traceability.

No need for you to worry about jointing being carried out correctly on site - let our expert staff take care of it beforehand.

The only limit on the size of assembly is transport. We can deliver coiled assemblies of any length or straight assemblies up to 12 metres long. This service is particularly useful when dealing with larger diameter pipe and fittings. All deliveries can be 'just in time' thus removing the likelihood of site damage.




Queen Alexandra Hospital - Portsmouth
Haydon Mechanical & Electrical



Wembley Stadium - London



Fabrication Area - GF Coventry



KITEMARK CERTIFICATE

Kitemark[®] Licence



PRESENTATION COPY

This is to certify that

Georg Fischer Piping Systems Ltd
Ebnatstrasse 111
8201 Schaffhausen
Switzerland

Is the holder of Kitemark Licence No. KM 501591

In respect of:

BS EN 12201-3

Plastics piping systems for water supply - Polyethylene (PE) - Fittings

and is entitled to use the Kitemark in respect of their products in accordance with the specification(s) as detailed on the Licence document.

For and on behalf of BSI:

David Ford, Managing Director, BSI Product Services

Licence granted: 1 Oct 2008

This is not a legal document and should not be used as such

The licence remains the property of BSI and shall be returned immediately upon request. This licence does not expire. To check its validity telephone +44 (0)8450 765600
BSI is incorporated by Royal Charter

BSI
Product Services

BSI Product Services
Kitemark House, Maylands Avenue, Hemel Hempstead, Hertfordshire HP2 4SQ
United Kingdom
Tel: +44 (0)8450 765600 Website: www.bsi-global.com

BSI Global Headquarters: 389 Chiswick High Road, London W4 4AL Tel: +44 (0)2015 996 9000 P5027/0607/EP

GF PE pipes and fittings are designed, manufactured and supplied under a BS EN ISO 9001 : 2000 accredited Quality Management system.
GF operate and maintain an environmental system accredited to BS EN ISO 14001 : 2004

WRAS Approved

WRAS
APPROVED
PRODUCT

Materials used for industrial pipe work

The material polyethylene (PE)

PE properties (reference values)

	PE 80	PE 100		
Characteristics	Value	Value	Units	Test Standard
Density	0.93	0.95	g/cm ³	EN ISO 1183-1
Yield stress at 23 °C	18	25	N/mm ²	EN ISO 527-1
Tensile e-modulus at 23 °C	700	900	N/mm ²	EN ISO 527-1
Charpy notched impact strength at 23 °C	110	83	kJ/ m ²	EN ISO 179-1/1eA
Charpy notched impact strength at -40 °C	7	13	kJ/ m ²	EN ISO 179-1/1eA
Ball indentation hardness (132N)	37		MPa	EN ISO 2039-1
Crystallite melting point	131	130	°C	DIN 51007
Thermal expansion coefficient	0.15 ... 0.20		mm/m K	DIN 53752
Heat conductivity at 23 °C	0.43	0.38	W/m K	EN 12664
Water absorption at 23 °C	0.01 - 0.04		%	EN ISO 62
Colour	9005		-	RAL
Limiting oxygen index (LOI)	17.4		%	ISO 4589-1

General

Polymers which consist only of carbon and hydrogen (hydrocarbons) are called polyolefins. Polyethylene (PE) belongs to this group. It is a semi-crystalline thermoplastic. Polyethylene is the best known standard polymer.

The chemical formula is: $(\text{CH}_2-\text{CH}_2)_n$. It is an environmentally friendly hydrocarbon product.

PE and PP belong to the non-polar materials. Because of this, the material does not dissolve in common solvents and, in addition, hardly swells. As a result, PE pipes cannot be solvent cemented. The appropriate jointing method for this material is welding. For piping installations we offer three welding techniques in our product range: butt fusion, socket welding and electrofusion.

The latter jointing technique is preferred for piping systems transporting gas, water, compressed air or other less aggressive media. Butt and socket welding are preferably used on a diameter-specific basis.

High molecular PE grades of medium to high density have become state of the art for industrial piping installations. The grades are classified in accordance with their internal pressure resistance in PE80 (MRS 8 MPa) and PE100 (MRS 10 MPa).

In this context, we also talk about PE grades of the 3rd generation. PE80 grades belong, in most cases, to the 2nd generation. PE grades of the 1st generation – PE63 according to current classifications— have practically no application anymore.

In piping construction, PE is mostly used for buried gas and water lines. For this range of applications, polyethylene has become the dominant material in numerous countries. But also building technology and industrial piping installations make use of the advantages of this material.

The advantages include:

- low weight
- outstanding flexibility
- good abrasion resistance
- corrosion resistance
- high impact resistance even at very low temperatures
- good chemical resistance
- safe and easy jointing by welding
- excellent cost-performance ratio

Mechanical properties

Modern PE100 grades show a bimodal molecular weight distribution, i. e. they consist of two different kinds of molecular chains (short and long). These polyethylenes combine a high tensile strength with a high resistance against fast and slow crack propagation. In addition, the short molecular chains provide a good processability.

Similar to ABS, PE also shows a very high impact strength, even at low temperatures. For this test, a specimen is weakened with a sharp notch and then struck. In doing this the impact energy absorbed by the material is measured. This test proves that polyethylene is insensitive to surface damage with subsequent impact stress. A robust behaviour like this, combined with a high elongation to break, is of big advantage in a lot of applications, e.g. in regions that have a high risk of earthquakes.

The long-term behaviour for internal pressure resistance is provided by the hydrostatic strength curve based on the EN ISO 15494 standard (see the Calculation and Long-Term Behaviour section for PE). The ap-

plication limits for pipes and fittings, as shown in the pressure-temperature diagram, can be derived from these curves.

Chemical, weathering, and abrasion resistance

Due to its non-polar nature as a hydrocarbon of high molecular weight, polyethylene shows a high resistance against chemical attack. PE is resistant to acids, alkaline solutions, solvents, alcohol and water. Fat and oil swell PE slightly. PE is not resistant against oxidising acids, ketones, aromatic hydrocarbons and chlorinated hydrocarbons.

For detailed information, please refer to the detailed list of chemical resistance from GF or contact your local GF subsidiary.

If polyethylene is exposed to direct sunlight over a long period of time, it will, like most natural and plastic materials, be damaged by the short wave UV portion of sunlight together with oxygen in the air, causing photo-oxidation. Because of this, our black polyethylene grades are effectively stabilised against UV light by adding carbon black.

As with ABS, PE also has excellent resistance against abrasion. As a result, PE piping systems are used in numerous applications for transporting solids and slurries. Experience has shown that PE as well as ABS offers considerable advantages over metal and other plastics for many such applications.

Please contact GF if you are planning such an application. We would be glad to advise you about the suitability of our PE, ABS and other materials for your media.

Thermal properties

Polyethylene pipes can be used at temperatures ranging from -50 °C to +60 °C.

At higher temperatures, the tensile strength and stiffness of the material are reduced. Therefore, please consult the pressure-temperature diagram. For temperatures below 0 °C it must be ensured, as for every other material, that the medium does not freeze, consequently damaging the piping system.

Like all thermoplastics, PE shows a higher thermal expansion than metal. Our PE has a coefficient of linear thermal expansion of 0.15 to 0.20 mm/m K, which is 1.5 times greater than that of e. g. PVC. As long as this is taken into account during the planning of the installation, there should be no problems in this regard.

The thermal conductivity is 0.38 W/m K. Because of the resulting insulation properties, a PE piping system is notably more economical in comparison to a system made of a metal like copper.

Combustion behaviour

Polyethylene belongs to the flammable plastics. The oxygen index amounts to 17 %. (Materials that burn with less than 21 % of oxygen in the air are considered to be flammable).

PE drips and continues to burn without soot after removing the flame. Basically, toxic substances are released by all burning processes. Carbon monoxide is generally the combustion product most dangerous to humans. When PE burns, primarily carbon dioxide, carbon monoxide and water are formed.

The following classifications in accordance with different combustion standards are used: According to UL94, PE is classified as HB (Horizontal Burning) and according to DIN 53438-1 as K2. According to DIN 4102-1 and EN 13501-1, PE is listed as B2 (normally flammable). In the French classification of building materials, polyethylene corresponds to M3 (of average flammability rating).

The self-ignition temperature is 350 °C.

Suitable fire-fighting agents are water, foam, carbon dioxide or powder.

Electrical properties

Because of the low water absorption of PE, its electrical properties are hardly affected by continuous water contact.

Since PE is a non-polar hydrocarbon polymer, it is an outstanding insulator. These properties, however, can be worsened considerably as a result of pollution, effects of oxidising media or weathering. The specific volume resistance is $>10^{17}$ Ωcm; the dielectric strength is 220 kV/mm.

Because of the possible development of electrostatic charges, caution is recommended when using PE in applications where the danger of fires or explosion is given.

Physiological properties

The black material types from GF are authorised for use in food applications. The fittings are odourless and tasteless as well as physiologically inert. Usage in all related areas is thus possible.

Application area of pipes and fittings

Pressure/temperature diagram for PE

PE 100

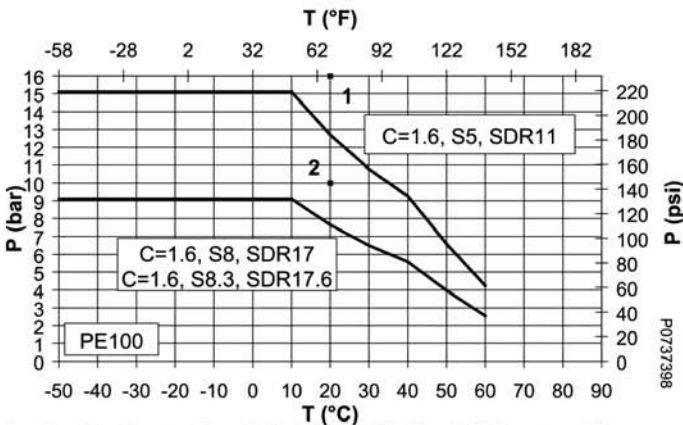
The following pressure/temperature diagram for PE100 pipes and fittings is valid for a lifetime of 25 years.

The design factor of 1.6 (respective 1.25) recommended by GF is incorporated.

It can be used for water or media resembling water, in other words, media which have no derating factor regarding the chemical resistance.

Remark: Please take into account the pressure/temperature diagrams for valves and special fittings. Because of the construction and/or sealing material used, differences are possible when compared with pipes and fittings. This information can be found in the planning fundamentals of the relevant types of valves, respectively special fittings.

In case of long-term applications at continuous pressure with temperatures above 40 °C, please contact your GF representative.



- 1 Design Factor C = 1.25, S5, SDR11 for 20 °C water, 50 years
- 2 Design Factor C=1.25, S8.3, SDR17.6 and S8, SDR17 for 20 °C water, 50 years

P Permissible pressure in bar, psi
T Temperature in °C, °F

PE 80

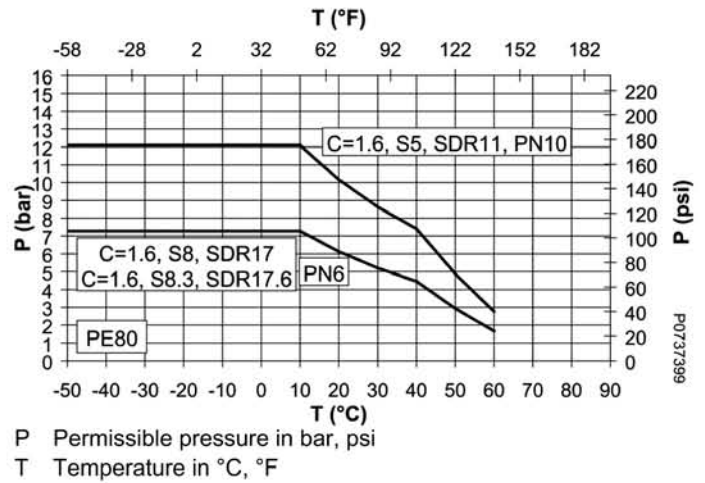
The following pressure/temperature diagram for PE80 pipes and fittings is valid for a lifetime of 25 years.

The design factor of 1.6 recommended by GF is incorporated.

It can be used for water or media resembling water, in other words, media which have no derating factor regarding the chemical resistance.

Remark: Please take into account the pressure/temperature diagrams for valves and special fittings. Because of the construction and/or sealing material used, differences are possible when compared with pipes and fittings. This information can be found in the planning fundamentals of the relevant types of valves, respectively special fittings.

In case of long-term applications at continuous pressure with temperatures above 40 °C please contact your GF representative.



Comparison of nominal pressure for SDR17 and SDR17.6

Ascertaining the nominal pressure (PN)

According to the standard, the nominal pressure is a numeric measure of the size of a pipeline part, which refers to the mechanical properties of that pipeline part. Besides the geometric sizes such as SDR, the creep strength/dimensioning tension and the minimum design factor are also taken into consideration.

For plastic piping systems intended to carry water, the nominal pressure value indicates the maximum permitted operating pressure in bar, at a temperature of 20°C, and 50 years in water, referenced to the minimum value of the total (calculation) coefficients. It is calculated using the following equation:

$$[PN] = 10 \cdot \sigma_s / [S] = 20 \cdot \sigma_s / (SDR - 1) \quad (\sigma_s \text{ in MPa, PN in bar})$$

Minimum required strength (MRS):

The value of σ_{LCL} at 20°C and 50 years in water, rounded down to the next value in the R10 standard series of numbers.

σ_{LCL} is understood to mean the equivalent stress ascertained for a given period and a given temperature from the time-dependent creep diagram. LCL stands for Lower Confidence Limit. The R10 standard series of numbers is a Renard standard series of numbers as per ISO 3 and ISO 497.

Design stress (σ_s):

The permitted stress for a particular application or operating conditions stated in megapascal. It is derived by dividing the MRS by coefficient C and is calculated as shown in the equation below:

$$\sigma_s = MRS / C$$

The calculated value is rounded down to the next value in the R10 standard series of numbers.

Total operating (calculation) coefficient (C):

A total coefficient having a value greater than one, which takes into account both the operating conditions and also the characteristics of the pipeline component that have not yet been entered into the lower confidence limit σ_{LCL} .

If we use the above definition to calculate the relevant nominal pressure for both SDR classes, the result for a PE 100 pipe is as follows:

SDR17	SDR17.6
MRS = 10 MPa	MRS = 10 MPa
C = 1.25 (minimum factor)	C = 1.25 (minimum factor)
$\sigma_s = 8.0$ MPa	$\sigma_s = 8.0$ MPa
PN = 10 bar	PN = 9.6 bar

The above definitions thus produce a difference of 0.4 bar in PN, but in actual practice this does not matter, as shown below:

1.) Industrial pipelines are normally designed for a service life of 25 years. If from the time-dependent creep diagrams we ascertain for ELTEX TUB 121 or CRP 100 an equivalent stress of σ_{LCL} for the operating point of 25 years and 20°C, we obtain a tension of 10.6 MPa (minimum value of both PE100 materials as per manufacturer's data).

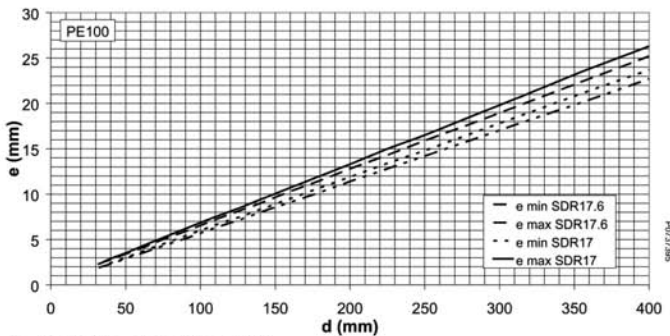
2.) If we use this tension to ascertain the dimensioning tension σ_s , and do not round it down, we obtain the value of 8.48 MPa.

3.) Thus the actual nominal pressure in practice is:
for SDR 17 =>PN = 10.6 bar and for
SDR 17.6 =>PN = 10.2 bar.

To summarise: Both SDR classes comply with requirements for industrial applications mentioning a PN10 system.

Comparison of geometric dimensions

The two SDR classes differ only slightly in wall thickness, as can be seen from the diagram below. This shows that there is an area where the wall thickness complies with both requirements of both SDR classes.



- d Outside pipe diameter
- e Wall thickness


For butt fusion the wall thickness gap may not exceed 10 %. Looking at the differences of the wall thicknesses of SDR17 and SDR17.6 the resulting gap is much lower, that means butt fusion of both SDR's is no problem.

Training

Invest in the training of your employees

Qualified personnel is one of the key factors for the success of a company.

Only skilled employees with the appropriate know-how and customer focus are reliable partners.



We offer you an interesting training experience

GF Piping Systems, as a professional system and solution provider, offers you training courses with a focus on products, applications, sales arguments and different customer requirements.

The jointing technologies, as well as measurement and control technology are increasingly innovative. To stay up-to-date, you need continuing education.

GF Piping Systems contributes essentially to your know-how. No matter what your expert field may be – utilities, building technology or industrial applications – you can benefit from the training courses, which are adapted to the different market segments and applications.

We offer a customised programme for salespersonnel and occupational groups like installers, planners and constructors. Besides the theory, we attach great importance to hands-on practice. Our rooms are especially equipped for practical training. They are suitable for simultaneous training of up to 100 persons under ideal conditions.

For the choice of trainers, we work closely with our sales staff. There are Basic, Advanced and Master Courses covering the full spectrum of issues. More information about our current training program:

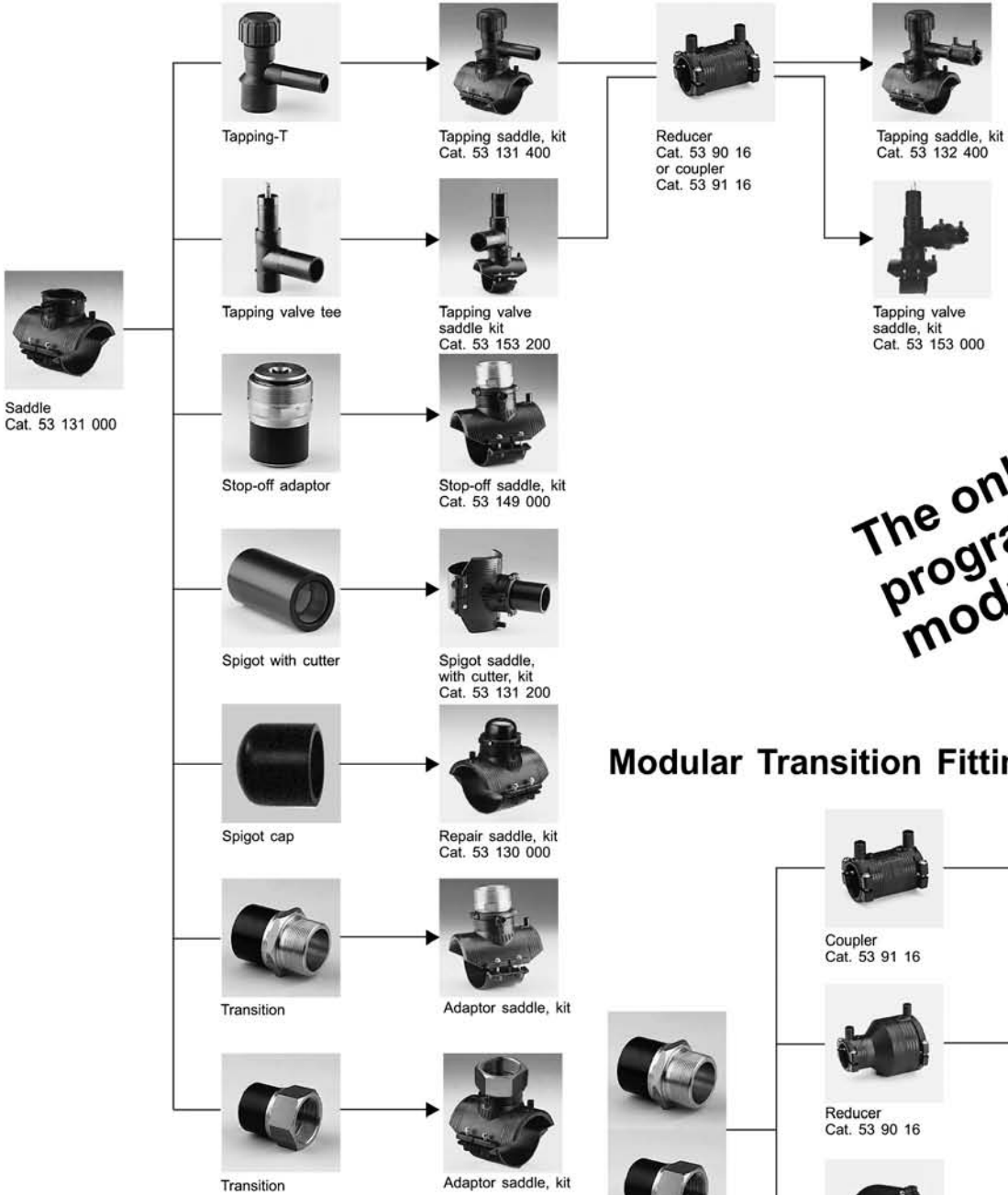
<http://www.piping.georgfischer.com>



Modular system ELGEF® Plus

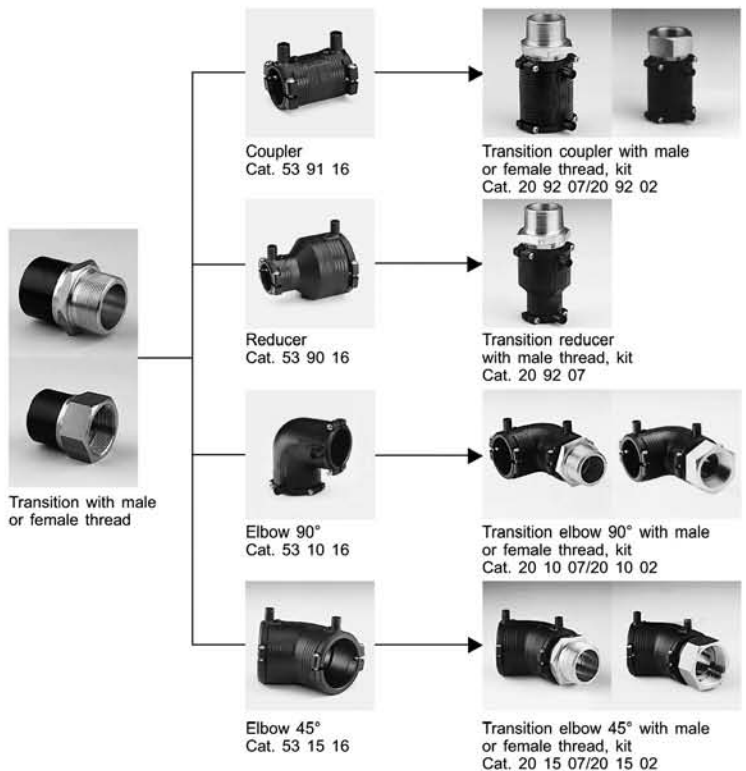
Less stock, higher flexibility, more variations – a contradiction? Not with the ELGEF Plus modular system. It is that easy:

Modular System Saddles










The only programme with a modular system

Modular Transition Fitting System



ELGEF Plus Assembly Instructions for Saddles and Tapping Valves

Sequence of work	Tapping saddle Monoblock d 40–d 63	Tapping saddle with rotatable outlet d 63–d 315	Pressure tapping valve d 63–d 315	Spigot saddle d 63–d 315	Stopoff saddle d 63–d 315	Repair saddle d 63–d 315	Strengthening saddle (24 V) d 40–d 250
							
1 Clean pipe in fusion area, remove oxide film of pipe using scraper (machine it)							
2 Clean pipe in fusion area using duster and PE cleaner							
3 Remove saddle from packaging, and locate lower part in hinge (without touching fusion surfaces)							
4 Place saddle on pipe and tighten with pre-mounted screws (stress clamp for strengthening saddle)		<= 250	<= 250	<= 250	<= 250	<= 250	
5 Remove modular system component from the packaging and assemble (without touching fusion surface)							
6 Place saddle on pipe and assemble with top-Load tool (detailed assembly instructions)		>= 250	>= 250	>= 250	>= 250	>= 250	
7 Align rotatable outlet and firmly fasten integrated bracket of saddle outlet							
8 Fusion in accordance with operating instructions of unit							
9 After fusion: Check fusion indicator; check fusion unit display, then remove cable							
10 Wait for minimum time until pressure test, then conduct pressure test 1							
11 Remove screw and fusion cap							
12 Tap clockwise, withdraw cutter up to top stop; (detailed assembly instructions) 1							
13 Fasten screw and fusion cap by hand							
14 Fusion in accordance with operating instructions of unit							







 = compulsory  = if required

*1 Minimum cooling time for saddles in minutes

d (mm)	Pressure test/Tapping	
	p <= 6 bar (min)	p <= 24 bar (min)
40	10	30
63–315	20	60

p = test pressure

ELGEF Plus assembly instructions for sockets, fittings and transition adaptors

Sequence of tasks	Socket Fittings d 20-d 63	Socket Fittings d 75-d 500	Terminal caps d 20-d 63	Terminal caps kit d 75-d 225	Transition adaptor d 20-d 63	Transition adaptor with loose cl nut d 20-d 63
						
1 Clean pipe(s), cut at right angles and trim						
2 Remove oxide film of pipe(s) using scraper						
3 Clean pipe(s) in fusion zone with duster and PE cleaner						
4 Mark the insertion depth on the pipe *1						
5 Remove fitting(s) from the packaging without touching the fusion surface						
6 Screw or unscrew transfer adaptor						
7 Push in the PE pipe up to center stop or marking						
8 Firmly fasten integrated bracket						
9 Mount and fix assembly attachment						
10 Slide in second pipe up to center stop or marking						
11 Firmly fasten integrated bracket						
12 Mount and fix assembly attachment						
13 Fusion in accordance with operating instructions of the unit						
14 After fusion: Check fusion indicator on fitting and fusion unit display, then remove cable						
15 Wait for cooling, finally remove assembly attachment *2						
16 Screw or unscrew transition adaptor with loose clamping nut (if required)						
17 Wait minimum waiting time until pressure test, then conduct pressure test *2						

 = compulsory  = if required

*1 Insertion depth L1 in mm

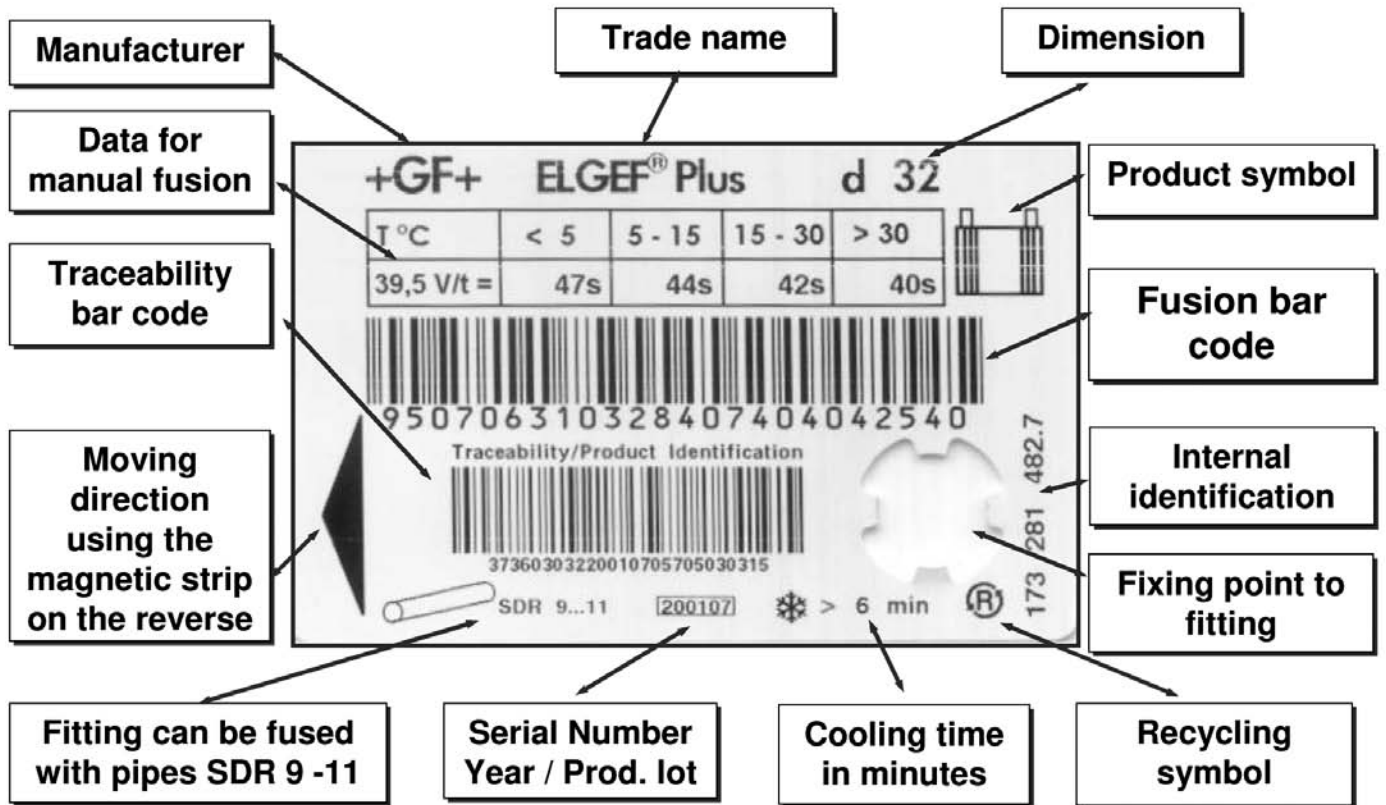
d		(mm)	20	25	32	40	50	63	75	90	110	125	140	160	180	200	225	250	280	315	355	400	450	500
L1	SDR 11	(mm)	34	34	36	40	44	48	55	62	72	79	84	90	97	104	112	112	112	112	122	122	-	-
L1	SDR 17	(mm)	-	-	-	-	-	-	-	-	-	-	-	95	100	105	110	123	135	123	123	123	145	145

*2 Minimum cooling time for sockets and fittings in minutes

d	SDR	Remove bracket	Pressure test		SDR	Remove bracket	Pressure test	
			p <= 6 bar	p <= 24 bar			p <= 6 bar	p <= 24 bar
(mm)		(min)	(min)	(min)		(min)	(min)	(min)
20- 63	11	6	10	30	-	-	-	-
75-110	11	10	20	60	-	-	-	-
125-160	11	15	30	75	17	15	30	75
180-225	11	20	45	90	17	20	45	90
250-400	11	30	60	150	17	30	60	150
450-500	-	-	-	-	17	40	60	150

p = test pressure

Magnetic card layout























ELGEF Plus Electrofusion products are supplied with a magnetic card, which contains all relevant product information, including traceability, and fusion data.

List of abbreviations

AL	Number of bolt holes
ABS	Acrylonitrile Butadiene Styrene
ANSI	American National Standard Institute
CR	Chloroprene Rubber, e.g. Neopren
d	Pipe outside diameter
DIN	German standard
DN	Nominal bore
e	Wall thickness
EPDM	Ethylene Propylene Rubber
FM	Fusion Method
FPM	Fluorine Rubber, e.g. Viton®
kg	Weight in kilograms
G	Pipe thread, not pressure tight in the thread to ISO 288
HTR	High Temperature Resistant
ISO	International Standardization Organisation
Ms	Brass
NBR	Nitrile Rubber
NPT	Taper male thread pressure tight in the thread to ANSI B 1.20.1
PA	Polyamide
PBTP	Polybutylene therephthalate
PE	Polyethylene
PN	Nominal pressure at 20°C, water
PP	Polypropylene, heat stabilised
PTFE	Polytetrafluorethylene, e.g. Teflon®
PVC-C	Polyvinyl Chloride, chlorinated
PVC-U	Unplasticised Polyvinyl, chloride
PVDF	Polyvinylidene fluoride
R	Taper male thread, pressure tight in the thread to ISO 7
Rp	Parallel female thread, pressure tight in the thread to ISO 7
®	Registered trade-mark
s	Across flats
SAN	Styrene-acrylonitrile
SC	Size of hexagon bolts
SP	Standard pack. The figure given indicates the quantity of fittings contained in a standard pack
St	Steel
Tg	Malleable Iron
TM	Trade-mark
Tr	Trapezoid thread
PP-GF	Polypropylene, glassfibre reinforced

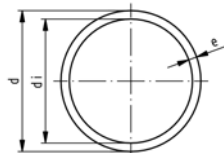
PE SYSTEMS

		Page
	PE100 pipes	3
	ELGEF Plus Electrofusion Fittings	5
	ELGEF Plus Saddles and Valves	24
	Stop-off Valves PE 100	33
	Hydrants	37
	PE100 - Spigot Fittings for Electrofusion and Butt Fusion (Long Ends)	40
	Fabricated Spigot Fittings in PE100	62
	Butt fusion fittings PE100	72
	Adaptor fittings for butt fusion PE100	87
	Unions for butt fusion	88
	Socket fusion fittings	89
	Adaptor fittings for socket fusion PE80	92
	Unions for socket fusion	93

		Page
	Union ends	94
	Union bushes	95
	Backing Flanges, Steel	96
	Backing flanges PP-V	102
	Backing flanges PP-Steel	105
	Gaskets	109
	Seals	111
	Pipe clips metric	113
	Cleaner	116
	Machines	117
	Special Parts	119

PE100 pipes

93 01 71



Pipe PE100 S5/SDR11

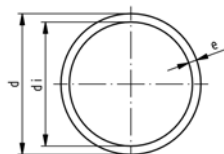
Model:

- Material: PE 100, Polyethylene
- Colour: RAL 9011 graphite black
- Dimension: DIN 8074
- Pipe length: 5m, with plain ends

* In these two sizes, stiffeners Code No. 733 900 006 (20 x 1,9) and 733 900 007 (25 x 2.3) must be used with socket fusion joints.

d [mm]	PN	Code	GBP/m	e [mm]	di [mm]
* 20	16	193 017 156	1.03	1,9	16.2
* 25	16	193 017 157	1.41	2,3	20.4
32	16	193 017 158	1.97	2,9	26.2
40	16	193 017 159	2.91	3,7	32.6
50	16	193 017 160	4.24	4,6	40.8
63	16	193 017 161	6.66	5,8	51.4
75	16	193 017 162	9.31	6,8	61.4
90	16	193 017 163	13.46	8,2	73.6
110	16	193 017 164	19.99	10,0	90.0
125	16	193 017 165	25.90	11,4	102.8
140	16	193 017 166	32.26	12,7	114.6
160	16	193 017 167	42.38	14,6	130.8
180	16	193 017 168	53.51	16,4	147.2
200	16	193 017 169	66.02	18,2	163.6
225	16	193 017 170	83.62	20,5	184.0
250	16	193 017 171	102.49	22,7	204.6
280	16	193 017 172	128.90	25,4	229.2
315	16	193 017 173	162.85	28,6	257.8
355	16	193 017 174	206.86	32,2	290.6
400	16	193 017 175	262.19	36,3	327.4

93 01 71



Pipe PE100 S8.3/SDR17.6

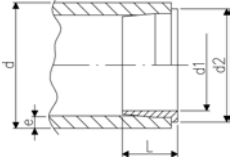
Model:

- Material: PE 100, Polyethylene
- Colour: RAL 9011 graphite black
- Dimension: DIN 8074
- Pipe length: 5m, with plain ends

d [mm]	PN	Code	GBP/m	e [mm]	di [mm]
50	10	193 017 110	2.87	2,9	44.2
63	10	193 017 111	4.37	3,6	55.8
75	10	193 017 112	6.21	4,3	66.4
90	10	193 017 113	8.80	5,1	79.8
110	10	193 017 114	13.20	6,3	97.4
125	10	193 017 115	16.91	7,1	110.8
140	10	193 017 116	21.19	8,0	124.0
160	10	193 017 117	27.67	9,1	141.8
180	10	193 017 118	34.83	10,2	159.6
200	10	193 017 119	43.13	11,4	177.2
225	10	193 017 120	54.32	12,8	199.4
250	10	193 017 121	67.28	14,2	221.6
280	10	193 017 122	83.62	15,9	248.2
315	10	193 017 123	106.26	17,9	279.2
355	10	193 017 124	134.55	20,1	290.6
400	10	193 017 125	171.02	22,7	354.6

33 90 00

Stiffeners, PE100



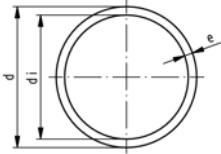
Model:

- Material: PE100
- Used as support during d20 and d25 socket fusion jointing to prevent the pipe from collapsing during the heating and jointing process.

d [mm]	Code	GBP	L [mm]	e [mm]	d1 [mm]	D2 [mm]	d2 [mm]
20	733 900 006	0.70	10	1,9	14	18	18
25	733 900 007	0.76	11	2,3	18	22	23

93 01 72

Pipe PE100 S3.2/SDR7.4



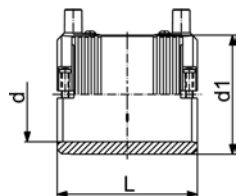
Model:

- Dimension: DIN 8074
- Colour: RAL 9011 graphite black
- Length: 5 m
- for socket fusion without stiffeners
- Not suitable for butt fusion

d [mm]	Code	GBP/m	e [mm]	di [mm]
20	193 017 206	1.41	2,8	14.4
25	193 017 207	1.88	3,5	18.0

ELGEF Plus Electrofusion Fittings

53 91 16

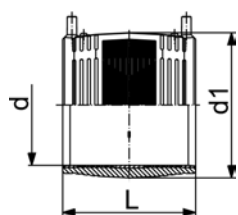


Coupler with integral pipe fixation

- PE 100 SDR 11 (ISO S5)
- 10 bar Gas / 16 bar Water
- 4 mm pin connectors
- Limited path fusion indicators
- Removable centre stop

d [mm]	Code	GBP	GP	kg	d1 [mm]	L [mm]
20	753 911 606	6.33	50	0.054	31	68
25	753 911 607	6.33	50	0.060	36	68
32	753 911 608	6.33	50	0.072	44	72
40	753 911 609	9.48	50	0.100	54	80
50	753 911 610	9.75	10	0.136	66	88
63	753 911 611	11.73	10	0.194	81	96

53 91 16

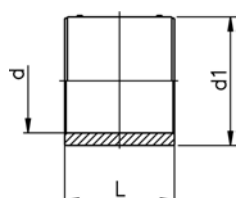


Coupler

- PE 100 SDR 11 (ISO S5)
- 10 bar Gas / 16 bar Water
- 4 mm pin connectors
- Limited path fusion indicators
- Removable centre stop up to d160

d [mm]	Code	GBP	GP	kg	d1 [mm]	L [mm]
75	753 911 612	18.01	12	0.287	96	110
90	753 911 613	18.17	10	0.421	113	125
110	753 911 614	27.85	5	0.697	138	145
125	753 911 615	31.91	5	0.738	154	158
140	753 911 616	40.93	5	0.968	172	168
160	753 911 617	49.90	6	1.390	196	180
180	753 911 618	58.87	5	1.750	219	194
200	753 911 619	83.54	4	2.350	244	208
225	753 911 620	94.73	3	3.193	273	224
250	753 911 621	136.49	2	4.210	304	244
280	753 911 622	206.52	1	5.675	340	252
315	753 911 623	228.88	1	8.000	382	268
355	753 911 624	418.43	1	12.110	432	290
400	753 911 625	457.54	1	15.993	487	290

53 91 18

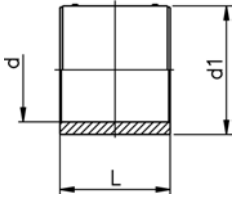


Coupler

- PE 100 SDR 17 (ISO S8)
- 5 bar Gas / 10 bar Water
- 4 mm pin connectors
- Limited path fusion indicators
- d160 with removable centre stop

d [mm]	Code	GBP	GP	kg	d1 [mm]	L [mm]
160	753 911 817	38.40	6	1.050	186	180
180	753 911 818	53.83	6	1.450	213	194
200	753 911 819	69.55	4	1.800	233	208
225	753 911 820	89.21	3	2.385	261	224
250	753 911 821	123.98	2	4.345	304	244
280	753 911 822	180.23	1	5.675	340	252
315	753 911 823	205.03	1	8.000	382	268
355	753 911 824	319.38	1	8.200	414	290
400	753 911 825	400.31	1	15.993	487	290
450	753 911 826	650.49	1	16.000	522	313
500	753 911 827	698.46	1	22.000	579	343

53 91 18

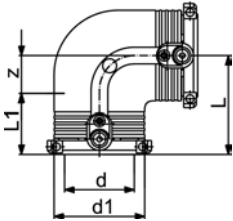


Coupler

- PE 100 SDR 17 (ISO S8)
- 5 bar Gas / 10 bar Water
- 4 mm pin connectors
- Limited path fusion indicators
- 2 separate welding zones
- **Installation only with pressure pad kit (799 301 561)**
- For welding with MSA fusion units a generator with min. 4 kW power output is recommended

d [mm]	Code	GBP	GP	kg	d1 [mm]	L [mm]	
560	753 911 828	1050.15	1	25.500	638	392	
630	753 911 829	1947.95	1	35.000	716	442	

53 10 16

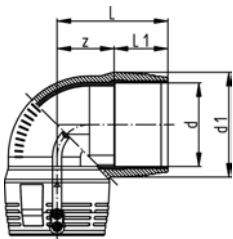


Elbow 90° with integral pipe fixation

- PE 100 SDR 11 (ISO S5)
- 10 bar Gas / 16 bar Water
- 4 mm pin connectors
- Limited path fusion indicators

d [mm]	Code	GBP	GP	kg	d1 [mm]	L [mm]	L1 [mm]	z [mm]
20	753 101 606	14.78	10	0.093	35	54	34	20
25	753 101 607	14.78	10	0.078	35	54	34	20
32	753 101 608	14.78	10	0.098	44	53	36	17
40	753 101 609	21.12	10	0.142	54	62	39	23
50	753 101 610	29.00	10	0.215	66	71	43	28
63	753 101 611	30.90	10	0.280	81	81	48	32

53 10 18

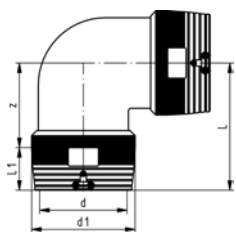


Elbow 90°

- PE 100 SDR 11 (ISO S5)
- 10 bar Gas / 16 bar Water
- 4 mm pin connectors
- Limited path fusion indicators

d [mm]	Code	GBP	GP	kg	d1 [mm]	L [mm]	L1 [mm]	z [mm]
75	753 101 812	41.90	33	0.530	97	101	61	40
90	753 101 813	44.10	15	0.822	115	122	62	60
110	753 101 814	67.25	8	1.190	140	147	72	76
125	753 101 815	102.21	5	1.829	151	142	74	68
160	753 101 817	202.56	4	3.433	196	178	92	86
180	753 101 818	255.43	4	4.286	219	195	95	100

53 10 18

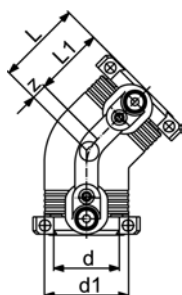


Elbow 90°

- PE 100 SDR 11 (ISO S5)
- 10 bar Gas / 16 bar Water
- 4 mm pin connectors
- Limited path fusion indicators
- Two separate fusion zones

d [mm]	Code	GBP	GP	kg	d1 [mm]	L [mm]	L1 [mm]	z [mm]
200	753 101 819	564.64	1	8.173	245	265	104	161
225	753 101 820	696.56	1	12.440	274	305	112	193
250	753 101 821	905.03	1	15.800	305	335	123	212

53 15 16

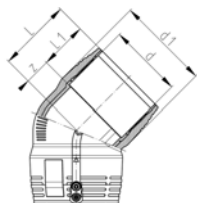


Elbow 45° with integral pipe fixation

- PE 100 SDR 11 (ISO S5)
- 10 bar Gas / 16 bar Water
- 4 mm pin connectors
- Limited path fusion indicators

d [mm]	Code	GBP	GP	kg	d1 [mm]	L [mm]	L1 [mm]	z [mm]
32	753 151 608	14.78	20	0.087	44	44	36	8
40	753 151 609	21.12	10	0.121	54	50	39	11
50	753 151 610	29.00	10	0.140	66	56	43	13
63	753 151 611	30.90	10	0.274	81	63	48	15

53 15 18



Elbow 45°

- PE 100 SDR 11 (ISO S5)
- 10 bar Gas / 16 bar Water
- 4 mm pin connectors
- Limited path fusion indicators

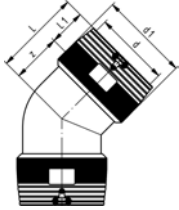
d [mm]	Code	GBP	GP	kg	d1 [mm]	L [mm]	L1 [mm]	z [mm]
75	753 151 812	41.90	40	0.437	97	79	62	17
90	753 151 813	44.10	20	0.537	115	91	62	29
110	753 151 814	67.25	12	0.974	140	112	72	40
125	753 151 815	102.21	6	1.420	160	127	78	49
160	753 151 817	202.56	5	1.800	196	134	92	42
180	753 151 818	255.43	4	3.200	217	142	95	47

53 15 18

Elbow 45°



- PE 100 SDR 11 (ISO S5)
- 10 bar Gas / 16 bar Water
- 4 mm pin connectors
- Limited path fusion indicators
- Two separate fusion zones



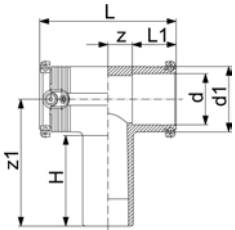
d [mm]	Code	GBP	GP	kg	d1 [mm]	L [mm]	L1 [mm]	z [mm]	
200	753 151 819	564.64	1	6.810	245	215	104	111	
225	753 151 820	696.56	1	10.590	274	235	112	123	
250	753 151 821	905.03	1	12.740	305	263	123	140	

53 21 16

Tee 90°, equal with integral pipe fixation



- PE 100 SDR 11 (ISO S5)
- 10 bar Gas / 16 bar Water
- 4 mm pin connectors
- Limited path fusion indicators



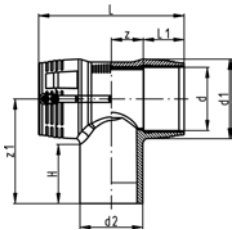
d [mm]	Code	GBP	GP	kg	d1 [mm]	L [mm]	L1 [mm]	z [mm]	z1 [mm]	H [mm]
20	753 211 606	13.89	10	0.100	35	90	34	11	92	67
25	753 211 607	13.74	10	0.088	35	90	34	11	92	70
32	753 211 608	14.78	10	0.115	44	102	36	15	100	74
40	753 211 609	22.91	10	0.176	54	120	39	21	114	82
50	753 211 610	27.95	5	0.268	66	135	43	24	126	90
63	753 211 611	31.41	5	0.429	81	152	48	28	150	102

53 20 18

Tee 90° equal

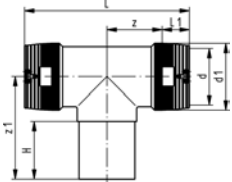


- PE 100 SDR 11 (ISO S5)
- 10 bar Gas / 16 bar Water
- 4 mm pin connectors
- Limited path fusion indicators



d [mm]	Code	GBP	GP	kg	d1 [mm]	L [mm]	L1 [mm]	z [mm]	z1 [mm]	H [mm]
75	753 201 812	47.26	26	0.597	97	187	61	33	126	78
90	753 201 813	54.19	10	0.910	115	205	62	41	161	94
110	753 201 814	81.04	6	1.420	140	255	72	56	184	104
125	753 201 815	104.22	4	2.200	161	276	78	60	207	113
160	753 201 817	172.04	3	4.893	196	325	92	71	206	103
180	753 201 818	269.84	2	6.770	225	344	90	82	250	110

53 20 18

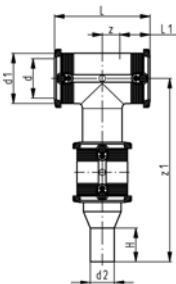


Tee 90°, equal

- PE 100 SDR 11 (ISO S5)
- 10 bar Gas / 16 bar Water
- 4 mm pin connectors
- Limited path fusion indicators
- Two separate fusion zones

d [mm]	Code	GBP	GP	kg	d1 [mm]	L [mm]	L1 [mm]	z [mm]	z1 [mm]	H [mm]
200	753 201 819	567.28	1	10.100	245	560	104	176	250	117
225	753 201 820	722.99	1	15.145	274	610	112	193	270	122
250	753 201 821	943.29	1	18.100	305	667	123	211	288	127

93 28 10

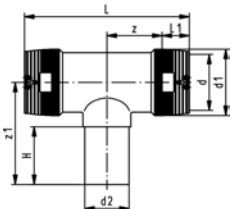


Tee 90°, reduced (Kit)

- PE 100 SDR 11 (ISO S5)
- 10 bar Gas / 16 bar Water
- Integral pipe fixation (up to d63)
- 4 mm pin connectors
- Limited path fusion indicators
- Supplied as kit including ELGEF® Plus Coupler and Spigot Reducer

d [mm]	d2 [mm]	Code	GBP	kg	d1 [mm]	L [mm]	L1 [mm]	z [mm]	z1 [mm]	H [mm]
40	20	193 281 004	30.07	0.314	54	120	39	21	244	212
40	25	193 281 005	30.07	0.319	54	120	39	21	244	212
75	40	193 280 998	72.05	1.060	97	187	61	33	296	248
90	50	193 280 999	89.93	1.620	112	202	61	41	336	274
110	63	193 280 961	110.65	2.670	136	242	65	56	366	293
125	63	193 280 963	151.59	3.690	151	256	75	53	361	279
125	110	193 280 965	151.59	3.920	151	256	75	53	389	307
160	125	193 280 969	227.86	8.250	196	325	92	71	451	348
180	90	193 281 032	372.85	10.056	225	344	90	82	487	347
180	110	193 281 033	372.85	10.246	225	344	90	82	495	355

53 21 10



Tee 90°, reduced

- PE 100 SDR 11 (ISO S5)
- 10 bar Gas / 16 bar Water
- 4 mm pin connectors
- Limited path fusion indicators
- Two separate fusion zones

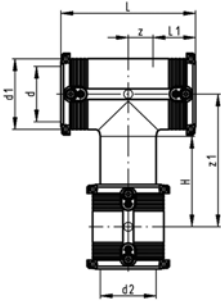
d [mm]	d2 [mm]	Code	GBP	GP	kg	d1 [mm]	L [mm]	L1 [mm]	z [mm]	z1 [mm]	H [mm]
* 110	90	753 211 034	131.89	5	1.652	140	255	72	56	245	80
* 125	90	753 211 035	178.46	6	2.236	156	255	75	53	245	80
160	63	753 211 037	476.07	2	4.940	196	405	90	113	176	65
160	90	753 211 039	476.07	2	5.040	196	405	90	113	188	79
160	110	753 211 040	476.07	2	5.160	196	405	90	113	195	85
* 180	90	753 211 041	457.78	2	6.600	225	344	90	82	304	79
* 180	110	753 211 042	457.78	2	6.800	225	344	90	82	307	82
200	90	753 211 059	814.35	1	11.260	245	557	104	175	215	81
200	110	753 211 060	814.35	1	11.260	245	557	104	175	218	84
200	160	753 211 063	814.35	1	11.260	245	557	104	175	236	101
225	90	753 211 069	999.76	1	12.700	274	615	112	196	226	80
225	110	753 211 070	999.76	1	12.750	274	615	112	196	235	85
225	160	753 211 073	999.76	1	13.200	274	615	112	196	255	105
250	110	753 211 080	1185.44	1	11.260	305	668	123	211	245	85
250	160	753 211 083	1185.44	1	11.260	305	668	123	211	264	101

53 20 16



Tee 90° with weldable outlet (Kit) equal or reduced

- PE 100 SDR 11 (ISO S5)
- 10 bar Gas / 16 bar Water
- Integral pipe fixation (up to d63)
- 4 mm pin connectors
- Limited path fusion indicators
- Supplied as kit including ELGEF® Plus Coupler or ELGEF® Plus Reducer



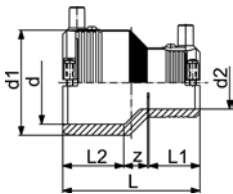
d [mm]	d2 [mm]	Code	GBP	GP	kg	d1 [mm]	L [mm]	L1 [mm]	z [mm]	z1 [mm]	H [mm]
20	20	753 201 606	21.07	6	0.170	35	90	34	11	92	67
25	25	753 201 607	21.07	6	0.170	35	90	34	11	92	70
32	32	753 201 608	21.15	6	0.213	44	102	36	15	100	74
40	32	193 281 006	30.35	6	0.248	54	120	39	21	127	95
40	40	753 201 609	23.86	6	0.295	54	120	39	21	114	82
50	32	193 281 007	38.36	4	0.364	66	135	43	24	144	108
50	40	193 281 008	36.36	4	0.404	66	135	43	24	140	104
50	50	753 201 610	33.16	4	0.419	66	135	43	24	126	90
63	32	193 280 997	44.46	4	0.550	81	152	48	28	173	125
63	40	193 281 009	48.86	4	0.605	81	152	48	28	169	121
63	50	193 281 010	48.86	4	0.618	81	152	48	28	165	117
63	63	753 201 611	35.20	4	0.641	81	152	48	28	150	102
90	63	193 281 011	74.70	3	1.300	112	202	61	41	182	120
90	90	753 201 613	70.99	3	1.450	112	202	61	41	146	84
110	90	193 281 012	115.70	2	2.294	136	242	65	56	200	127
110	110	753 201 614	on request	2	2.400	136	242	65	56	161	88
125	90	193 281 013	148.96	1	2.850	151	256	75	53	214	132
125	125	753 201 615	130.61	1	2.930	151	256	75	53	174	92
160	110	193 281 030	223.33	1	6.093	196	325	92	71	271	168
160	160	753 201 617	243.44	1	6.664	196	325	92	71	206	103
180	125	193 281 031	337.96	1	8.770	225	344	90	82	330	190
180	180	753 201 618	280.58	1	9.600	225	344	90	82	250	110

53 90 16



Reducer with integral pipe fixation

- PE 100 SDR 11 (ISO S5)
- 10 bar Gas / 16 bar Water
- 4 mm pin connectors
- Limited path fusion indicators



d [mm]	d2 [mm]	Code	GBP	GP	kg	d1 [mm]	L [mm]	L1 [mm]	L2 [mm]	z [mm]
25	20	753 901 639	9.84	20	0.059	35	74	34	34	6
32	20	753 901 640	9.84	20	0.071	44	79	33	36	10
32	25	753 901 641	9.84	20	0.060	44	79	33	36	10
40	20	753 901 644	13.04	20	0.069	54	88	33	39	15
40	25	753 901 645	13.04	20	0.071	54	88	33	39	15
40	32	753 901 646	13.04	20	0.072	54	88	33	39	13
50	32	753 901 651	18.80	10	0.096	66	96	35	43	18
50	40	753 901 652	20.18	15	0.136	66	96	39	43	14
63	32	753 901 656	16.28	10	0.171	81	106	35	48	23
63	40	753 901 657	16.28	10	0.176	81	106	39	48	19
63	50	753 901 658	18.75	10	0.189	81	106	43	48	15

53 90 18

Reducer

- PE 100 SDR 11 (ISO S5)
- 10 bar Gas / 16 bar Water
- 4 mm pin connectors
- Limited path fusion indicators

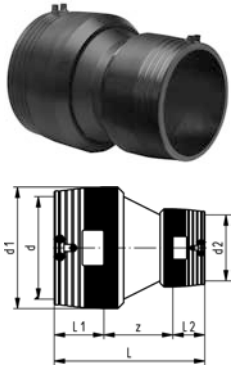


d [mm]	d2 [mm]	Code	GBP	GP	kg	d1 [mm]	L [mm]	L1 [mm]	L2 [mm]	z [mm]
90	63	753 901 831	32.73	30	0.360	113	146	63	47	36
110	90	753 901 833	49.64	16	0.657	138	173	73	63	38
125	90	753 901 836	62.81	12	0.878	152	180	79	61	40
160	110	753 901 834	81.59	5	1.200	196	226	91	70	65
180	125	753 901 835	89.36	4	2.000	220	247	97	70	80

53 90 18

Reducer

- PE 100 SDR 11 (ISO S5)
- 10 bar Gas / 16 bar Water
- 4 mm pin connectors
- Limited path fusion indicators
- Two separate fusion zones



d [mm]	d2 [mm]	Code	GBP	GP	kg	d1 [mm]	L [mm]	L1 [mm]	L2 [mm]	z [mm]
200	160	753 901 837	427.25	1	4.150	245	311	104	90	117
225	160	753 901 838	524.90	1	5.240	274	331	112	90	129
250	160	753 901 840	634.76	2	7.100	305	362	123	90	149
250	200	753 901 841	634.76	2	7.680	305	380	123	104	153

93 28 09

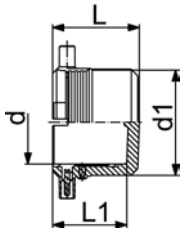
Reducer (Kit)

- PE 100 SDR 11 (ISO S5)
- 10 bar Gas / 16 bar Water
- Integral pipe fixation (up to d63)
- 4 mm pin connectors
- Limited path fusion indicators
- Supplied as kit including ELGEF® Plus Coupler and Spigot Reducer



d [mm]	d2 [mm]	Code	GBP	kg	d1 [mm]	L [mm]	L1 [mm]	L2 [mm]	z [mm]
75	40	193 280 992	35.16	0.567	96	265	55	40	170
75	50	193 280 993	40.94	0.610	96	269	55	44	170
75	63	193 280 994	39.48	0.700	96	273	55	48	170
90	50	193 280 958	56.59	0.848	113	297	63	44	190
90	75	193 280 995	56.59	1.070	113	308	63	55	190
110	63	193 280 950	62.94	1.490	138	326	73	48	205
110	75	193 280 996	64.35	1.480	138	333	73	55	205
125	63	193 280 953	71.96	1.580	154	314	79	48	187
125	110	193 280 951	99.85	2.360	154	367	79	73	215
160	90	193 280 954	129.93	3.060	196	370	90	63	217
160	125	193 280 952	142.18	3.680	196	414	90	79	245
180	110	193 280 959	165.26	4.167	214	413	95	73	245

53 96 16

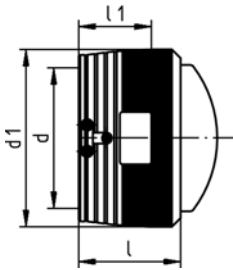


End Cap with integral pipe fixation

- PE 100 SDR 11 (ISO S5)
- 10 bar Gas / 16 bar Water
- 4 mm pin connectors
- Limited path fusion indicators

d [mm]	Code	GBP	GP	kg	d1 [mm]	L [mm]	L1 [mm]
20	753 961 606	11.25	50	0.038	35	52	44
25	753 961 607	12.05	50	0.030	35	52	44
32	753 961 608	13.18	50	0.080	44	52	44
40	753 961 609	15.33	50	0.074	54	56	47
50	753 961 610	22.42	10	0.086	66	60	49
63	753 961 611	25.36	10	0.154	81	66	54

53 96 16

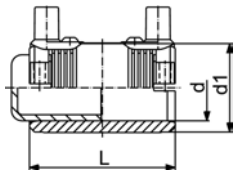


End Cap

- PE 100 SDR 11 (ISO S5)
- 10 bar Gas / 16 bar Water
- 4 mm pin connectors
- Limited path fusion indicators

d [mm]	Code	GBP	GP	kg	d1 [mm]	L [mm]	L1 [mm]
160	753 961 617	126.87	2	1.840	196	129	90
200	753 961 619	265.85	2	3.040	245	147	104
225	753 961 620	322.65	4	4.140	274	157	112
250	753 961 621	422.61	1	5.860	305	173	123

53 96 17

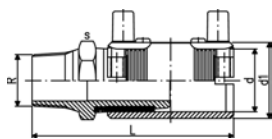


End cap (Kit)

- PE 100 SDR 11 (ISO S5)
- 10 bar Gas / 16 bar Water
- 4 mm pin connectors
- Limited path fusion indicators
- Supplied as kit including ELGEF® Plus Coupler
- * Article to be discontinued, replaced by 53 96 16

d [mm]	Code	GBP	GP	kg	d1 [mm]	L [mm]
75	753 961 712	46.31	6	0.446	96	110
90	753 961 713	52.21	5	0.680	113	125
110	753 961 714	75.00	3	1.126	133	145
125	753 961 715	84.20	3	1.594	155	158
140	753 961 716	96.26	1	2.250	175	170
* 160	753 961 717	80.51	1	2.712	197	180
180	753 961 718	165.71	1	4.136	220	194
* 200	753 961 719	152.09	1	4.906	245	208
* 225	753 961 720	177.52	1	6.500	296	224

20 92 07

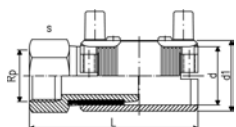


Transition Coupler PE/brass (Ms 58) Male Thread

- PE 100 SDR 11 (ISO S5)
- 10 bar Gas / 16 bar Water
- With integral pipe fixation
- 4 mm pin connectors
- Limited path fusion indicators
- Supplied as a kit

d [mm]	R [inch]	Code	GBP	GP	kg	d1 [mm]	L [mm]	s [mm]
20	½	720 920 756	25.66	6	0.217	31	110	30
20	1	720 920 754	30.29	6	0.344	44	124	40
25	¾	720 920 757	26.46	6	0.280	36	111	35
25	1	720 920 763	30.29	6	0.364	44	124	40
32	½	720 920 764	30.29	6	0.235	44	121	30
32	¾	720 920 765	30.29	6	0.287	44	122	35
32	1	720 920 758	27.01	6	0.355	44	117	40
32	1 ¼	720 920 766	35.97	6	0.543	54	135	50
32	1 ½	720 920 767	35.97	6	0.685	60	143	60
32	2	720 920 768	55.66	3	1.000	81	157	70
40	1	720 920 771	37.86	6	0.387	54	133	40
40	1 ¼	720 920 759	30.50	6	0.541	54	127	50
40	1 ½	720 920 772	37.86	6	0.694	66	143	60
40	2	720 920 773	55.66	3	0.992	81	157	70
50	1	720 920 776	43.00	6	0.416	66	141	40
50	1 ¼	720 920 777	43.00	3	0.578	66	143	50
50	1 ½	720 920 760	35.17	6	0.670	66	135	60
50	2	720 920 778	55.66	3	0.994	81	157	70
63	1	720 920 781	40.01	3	0.460	81	151	40
63	1 ¼	720 920 782	53.26	3	0.626	81	153	40
63	1 ½	720 920 783	53.26	3	0.741	81	153	60
63	2	720 920 761	47.71	4	1.005	81	147	70

20 92 02

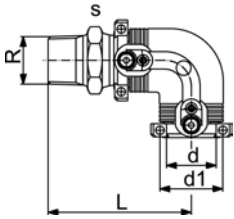


Transition Coupler PE/brass (Ms 58) Female Thread

- PE 100 SDR 11 (ISO S5)
- 10 bar Gas / 16 bar Water
- With integral pipe fixation
- 4 mm pin connectors
- Limited path fusion indicators
- Supplied as a kit

d [mm]	Rp [inch]	Code	GBP	GP	kg	d1 [mm]	L [mm]	s [mm]
32	1	720 920 258	32.31	6	0.338	44	108	40
40	1 ¼	720 920 259	36.35	6	0.511	54	118	50
50	1 ½	720 920 260	41.27	6	0.744	66	126	60
63	1	720 920 281	54.36	3	1.280	81	138	70
63	1 ¼	720 920 282	54.36	3	1.230	81	138	70
63	1 ½	720 920 283	54.36	3	1.115	81	138	70
63	2	720 920 261	51.45	3	1.016	81	138	70

20 10 07

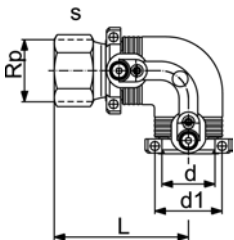


Transition Elbow 90° PE/brass (Ms 58) Male Thread

- PE 100 SDR 11 (ISO S5)
- 10 bar Gas / 16 bar Water
- With integral pipe fixation
- 4 mm pin connectors
- Limited path fusion indicators
- Supplied as a kit

d [mm]	R [inch]	Code	GBP	GP	kg	d1 [mm]	L [mm]	s [mm]
20	½	720 100 756	35.17	6	0.240	31	96	30
25	¾	720 100 757	35.17	6	0.260	36	97	35
32	1	720 100 758	35.17	6	0.383	44	98	40
32	1 ¼	720 100 766	44.13	6	0.500	44	100	50
32	1 ½	720 100 767	44.13	6	0.562	44	100	60
40	1	720 100 771	48.93	6	0.528	54	107	50
40	1 ¼	720 100 759	41.61	6	0.584	54	109	50
40	1 ½	720 100 772	48.93	6	0.642	54	109	60
50	1	720 100 776	54.61	6	0.710	66	116	60
50	1 ¼	720 100 777	54.61	6	0.771	66	118	60
50	1 ½	720 100 760	46.74	6	0.757	66	118	60
63	1 ¼	720 100 782	67.52	3	1.040	81	128	70
63	1 ½	720 100 783	67.52	3	1.045	81	128	70
63	2	720 100 761	62.01	3	1.115	81	132	70

20 10 02

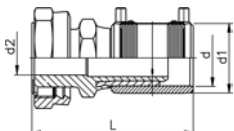


Transition Elbow 90° PE/brass (Ms 58) Female Thread

- PE 100 SDR 11 (ISO S5)
- 10 bar Gas / 16 bar Water
- With integral pipe fixation
- 4 mm pin connectors
- Limited path fusion indicators
- Supplied as a kit

d [mm]	Rp [inch]	Code	GBP	GP	kg	d1 [mm]	L [mm]	s [mm]
32	1	720 100 258	40.47	6	0.365	44	89	40
40	1 ¼	720 100 259	47.41	6	0.556	54	100	50
50	1 ½	720 100 260	52.88	6	0.819	66	109	60
63	1	720 100 281	68.66	3	1.420	81	123	70
63	1 ¼	720 100 282	68.66	3	1.380	81	123	70
63	1 ½	720 100 283	68.66	3	1.305	81	123	70
63	2	720 100 261	65.76	3	1.165	81	123	70

20 91 00

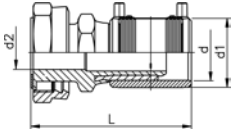


Transition Coupler PE/brass (Ms 58) with loose Nut

- PE 100 SDR 11 (ISO S5)
- With integral pipe fixation
- 4 mm pin connectors
- Limited path fusion indicators
- Delivered as a kit. Further combinations: modular system with threaded adapter and reductions
- Incl. flat gasket for water applications (KTW / WRAS approved)

d [mm]	Rp [inch]	Code	GBP	GP	kg	d1 [mm]	d2 [mm]	L [mm]
25	¾	720 910 007	39.34	8	0.240	36	15	104
25	1	720 910 017	39.34	8	0.315	36	16	106
32	1	720 910 008	43.04	6	0.342	44	20	110
32	1 ¼	720 910 018	43.04	6	0.460	44	22	114
32	1 ½	720 910 028	47.92	6	0.480	44	22	114
40	1	720 910 009	50.23	6	0.465	54	21	119
40	1 ¼	720 910 019	50.23	6	0.520	54	25	123
40	1 ½	720 910 029	50.23	6	0.595	54	28	123

table continued next page



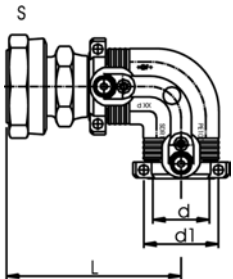
d [mm]	Rp [inch]	Code	GBP	GP	kg	d1 [mm]	d2 [mm]	L [mm]
50	1	720 910 020	62.18	6	0.685	66	20	128
50	1 ¼	720 910 030	62.18	6	0.730	66	25	133
50	1 ½	720 910 010	62.18	6	0.774	66	29	133
50	2	720 910 040	62.18	3	0.980	66	36	137
63	1	720 910 021	80.19	3	1.025	81	20	137
63	1 ¼	720 910 031	80.19	3	1.060	81	25	141
63	1 ½	720 910 041	80.19	3	1.070	81	29	141
63	2	720 910 011	80.19	3	1.235	81	36	145

20 10 00



Transition Elbow 90° PE/brass (Ms 58) with loose Nut

- PE 100 SDR 11 (ISO S5)
- Gas on request / 16 bar Water
- With integral pipe fixation
- 4 mm pin connectors
- Limited path fusion indicators
- Supplied as a kit
- Incl. flat gasket for water applications (KTW / WRAS approved)



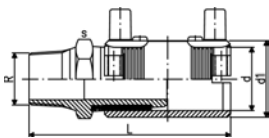
d [mm]	Rp [inch]	Code	GBP	GP	kg	d1 [mm]	L [mm]
25	¾	720 100 007	47.92	8	0.260	36	90
25	1	720 100 017	47.92	8	0.335	36	92
32	1	720 100 008	51.58	6	0.370	44	91
32	1 ¼	720 100 018	51.58	6	0.490	44	95
40	1	720 100 009	61.85	6	0.505	54	101
40	1 ¼	720 100 019	61.85	6	0.565	54	105
40	1 ½	720 100 029	61.85	6	0.635	54	105
50	1	720 100 020	74.30	6	0.760	66	111
50	1 ½	720 100 010	74.30	6	0.850	66	116
50	2	720 100 040	74.30	3	1.060	66	120
63	1	720 100 021	95.17	3	1.171	81	121
63	1 ½	720 100 041	95.17	6	1.210	81	125
63	2	720 100 011	95.17	3	1.375	81	129

24 92 07



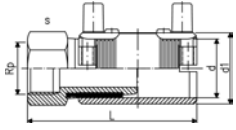
Transition Coupler PE/steel (stainless 1.4305) Male Thread

- PE 100 SDR 11 (ISO S5)
- 10 bar Gas / 16 bar Water
- With integral pipe fixation
- 4 mm pin connectors
- Limited path fusion indicators
- Delivered as a kit. Further combinations: modular system with threaded adapter and reductions



d [mm]	R [inch]	Code	GBP	GP	kg	d1 [mm]	L [mm]	s [mm]
20	½	724 920 756	61.68	6	0.210	31	110	30
25	¾	724 920 757	64.71	6	0.260	36	111	35
32	1	724 920 758	67.74	6	0.347	44	117	40
32	1 ½	724 920 767	92.68	6	0.330	44	125	60
40	1 ¼	724 920 759	80.69	6	0.519	54	127	50
40	1 ½	724 920 772	81.11	6	0.690	66	143	60
50	1 ½	724 920 760	89.36	6	0.657	66	135	60
63	1 ½	724 920 771	97.10	3	0.904	81	147	70
63	2	724 920 761	106.90	3	0.963	81	147	70

24 92 02

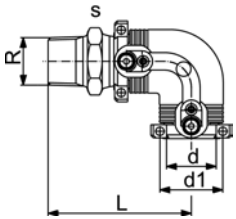


Transition Coupler PE/steel (stainless 1.4305) Female Thread

- PE 100 SDR 11 (ISO S5)
- 10 bar Gas / 16 bar Water
- With integral pipe fixation
- 4 mm pin connectors
- Limited path fusion indicators
- Supplied as a kit

d [mm]	Rp [inch]	Code	GBP	GP	kg	d1 [mm]	L [mm]	s [mm]
20	½	724 920 256	64.12	6	0.197	31	100	30
25	¾	724 920 257	68.58	6	0.253	36	101	35
32	1	724 920 258	73.92	6	0.340	44	108	40
40	1 ¼	724 920 259	87.05	6	0.505	54	118	50
50	1 ½	724 920 260	92.35	6	0.725	66	126	60
63	2	724 920 261	110.82	3	0.995	81	138	70

24 10 07

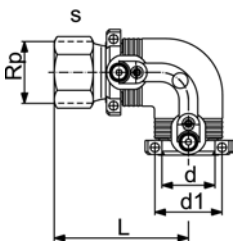


Transition Elbow 90° PE/steel (stainless 1.4305) Male Thread

- PE 100 SDR 11 (ISO S5)
- 10 bar Gas / 16 bar Water
- With integral pipe fixation
- 4 mm pin connectors
- Limited path fusion indicators
- Supplied as a kit

d [mm]	R [inch]	Code	GBP	GP	kg	d1 [mm]	L [mm]	s [mm]
20	½	724 100 756	78.97	6	0.211	31	96	30
25	¾	724 100 757	80.40	6	0.230	36	97	35
32	1	724 100 758	83.43	6	0.370	44	98	40
40	1 ¼	724 100 759	102.02	6	0.560	54	109	50
40	1 ½	724 100 772	102.44	6	0.730	54	109	60
50	1 ½	724 100 760	110.94	6	0.730	66	118	60
63	1 ½	724 100 771	124.36	3	1.040	81	132	70
63	2	724 100 761	134.46	3	1.105	81	132	70

24 10 02

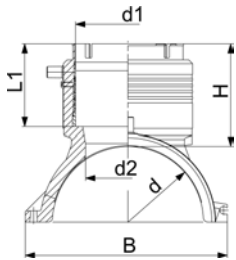


Transition Elbow 90° PE/steel (stainless 1.4305) Female Thread

- PE 100 SDR 11 (ISO S5)
- 10 bar Gas / 16 bar Water
- With integral pipe fixation
- 4 mm pin connectors
- Limited path fusion indicators
- Supplied as a kit

d [mm]	Rp [inch]	Code	GBP	GP	kg	d1 [mm]	L [mm]	s [mm]
20	½	724 100 256	81.41	6	0.211	31	86	30
25	¾	724 100 257	84.31	6	0.237	36	87	35
32	1	724 100 258	89.65	6	0.360	44	89	40
40	1 ¼	724 100 259	108.33	6	0.545	54	100	50
50	1 ½	724 100 260	114.69	6	0.805	66	109	60
63	2	724 100 261	138.33	3	1.135	81	123	70

51 336 001

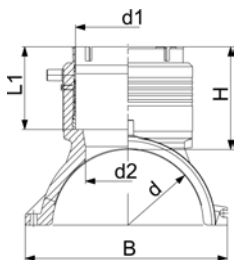


Branch Fitting

- PE 100 SDR 11 (ISO S5)
- 10 bar Gas / 16 bar Water
- Branch Fitting complete, incl. lower part and 3 screws
- Additional fixing with snatch hinge
- Electrofusion outlet with integrated pipe fixation
- Protected wire without medium contact
- 4 mm pin connectors
- Limited path fusion indicators
- * Delivered without lower part. Pipe fixation with multiple use assembly tool no. 193 281 027

d [mm]	d1 [mm]	Code	GBP	GP	kg	H [mm]	L [mm]	L1 [mm]	B [mm]	d2 [mm]
110	90	193 135 009	176.31	4	1.074	101	220	82	164	65
110	110	193 135 010	184.20	4	1.152	107	220	88	164	65
125	90	193 135 019	215.31	4	1.134	101	220	82	179	65
125	110	193 135 020	223.19	4	1.258	107	220	88	179	65
* 140	90	193 135 029	231.63	4	1.134	101	220	81	195	65
* 140	110	193 135 030	231.63	4	1.258	107	220	87	195	65
160	90	193 135 039	240.79	4	1.444	102	240	82	215	65
160	110	193 135 040	248.96	4	1.523	108	240	88	215	86
160	125	193 135 041	257.12	4	1.738	129	240	99	215	86
180	90	193 135 049	251.23	1	1.714	102	260	82	237	65
180	110	193 135 050	259.39	1	1.782	108	260	88	237	86
180	125	193 135 051	267.55	1	1.972	129	260	99	237	86
200	90	193 135 059	259.10	1	1.811	102	260	82	253	65
200	110	193 135 060	267.26	1	1.879	108	260	88	253	86
200	125	193 135 061	275.02	1	2.069	129	260	99	253	86
225	90	193 135 069	270.22	1	1.959	102	260	82	287	65
225	110	193 135 070	280.78	1	2.027	108	260	88	287	86
225	125	193 135 071	290.08	1	2.217	129	260	99	287	86
250	90	193 135 079	287.27	1	2.116	102	260	82	312	65
250	110	193 135 080	297.12	2	2.184	108	260	88	312	86
250	125	193 135 081	306.99	1	2.374	129	260	99	312	86

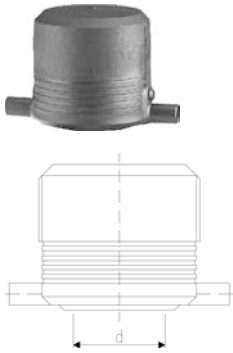
51 336 001



Branch Fitting Topload

- PE 100 SDR 11 (ISO S5)
- 10 bar Gas / 16 bar Water
- Branch Fitting for assembling as Topload with tool 799.350.477; angle adaptors (799.350.340) for fusion cable required
- Electrofusion outlet with integrated pipe fixation
- Protected wire without medium contact
- 4 mm pin connectors
- Limited path fusion indicators

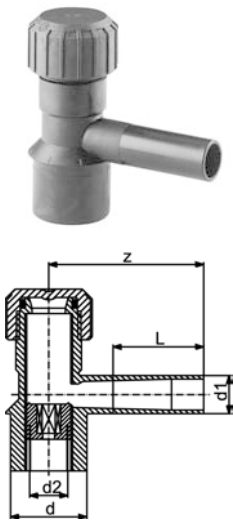
d [mm]	d1 [mm]	Code	GBP	GP	kg	H [mm]	L [mm]	L1 [mm]	B [mm]	d2 [mm]
280	90	193 135 289	392.95	5	1.180	102	260	82	243	65
280	110	193 135 290	392.95	5	1.280	108	260	88	243	86
280	125	193 135 291	392.95	5	1.480	129	260	99	243	86
315 - 355	90	193 135 309	428.68	5	1.180	102	260	82	249	65
315 - 355	110	193 135 310	428.68	4	1.280	108	260	88	249	86
315 - 355	125	193 135 311	428.68	5	1.480	129	260	99	249	86
400 - 450	90	193 135 329	428.68	5	1.180	102	260	82	256	65
400 - 450	110	193 135 330	428.68	4	1.280	108	260	88	256	86
400 - 450	125	193 135 331	428.68	4	1.280	129	260	99	256	86
500 - 630	90	193 135 159	662.33	5	1.060	102	260	82	263	65
500 - 630	110	193 135 160	662.33	5	1.160	108	260	88	263	86
500 - 630	125	193 135 161	662.33	4	1.360	129	260	99	263	86



Electrofusion Cap

- PE 100 SDR 11 (ISO S5)
- 10 bar Gas / 16 bar Water
- For ELGEF® Plus Tapping Saddles
- 193 280 153 suits for all Tapping Saddles Type Monobloc d63 mm and all Tapping Tees with outlet d20, d25, d32, d40 mm
- 193 280 154 is suitable for all Tapping Tees with d63 mm outlet

d [mm]	Code	GBP	GP	kg	
55	193 280 153	13.88	10	0.125	
68	193 280 154	13.88	10	0.207	



Tapping Tee

- PE 100 SDR 11 (ISO S5)
- 10 bar Gas / 16 bar Water
- With integrated cutter to tap live mains under pressure
- Long fusion outlet
- O-ring-sealed screw cap
- For ELGEF Plus Branch Saddle (53 131 000) d63-225mm, pipe SDR 11
- For ELGEF Plus Branch Saddle (53 131 000) d75-315mm, pipe SDR 17
- *For ELGEF Plus Branch Saddle (53 131 000) d250-315mm, pipe SDR 11 and d250-400mm, pipe SDR 17
- **For ELGEF Plus Branch Saddle (53 131 000) d110 - 225mm, pipe SDR11 and d110 - 315mm, pipe SDR17

d [mm]	d1 [mm]	Code	GBP	GP	kg	d2 [mm]	L [mm]	z [mm]	SW [mm]	
63	20	193 280 358	25.31	15	0.384	32	69	130	17	
63	25	193 280 359	25.31	15	0.383	32	70	130	17	
63	32	193 280 184	25.31	12	0.383	32	76	130	17	
63	40	193 280 360	30.29	12	0.401	32	81	137	17	
63	63	193 280 185	30.29	12	1.120	32	100	160	17	
* 63	63	193 280 711	30.29	12	1.120	35	100	160	17	
** 63	63	193 280 290	40.80	12	1.100	41	100	160	17	



Tapping Tee with Electrofusion Cap

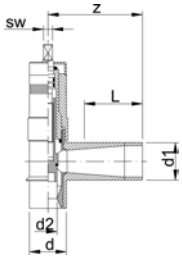
- PE 100 SDR 11 (ISO S5)
- 10 bar Gas / 16 bar Water
- With integrated cutter to tap live mains under pressure
- For ELGEF Plus Branch Saddle (53 131 000) d63-225mm, pipe SDR 11
- For ELGEF Plus Branch Saddle (53 131 000) d75-315mm, pipe SDR 17
- Long fusion outlet

d [mm]	d1 [mm]	Code	GBP	GP	kg	D2 [mm]	d2 [mm]	L [mm]	z [mm]	SW [mm]	
63	32	193 280 300	39.21	20	0.430	32	32	76	130	17	
63	63	193 280 301	44.18	5	1.200	32	32	100	160	17	

Tapping Valve Tee



- PE 100 SDR 11 (ISO S5)
- 10 bar Gas / 16 bar Water
- With integrated drill bit to tap live mains under pressure
- For ELGEF Plus Branch Saddle (53 131 000) d63-225mm, pipe SDR 11
- For ELGEF Plus Branch Saddle (53 131 000) d75 - 315mm, pipe SDR 17 and d250 - 400mm, pipe SDR 26
- Spindle size (SW) 14
- Long fusion outlet

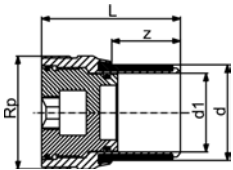


d [mm]	d1 [mm]	Code	GBP	GP	kg	d2 [mm]	L [mm]	z [mm]	Description
63	32	193 281 558	208.38	5	1.430	21	70	127	System P
63	63	193 280 680	235.44	5	2.600	30	100	160	System P
63	32	193 281 250	182.00	5	1.405	27	70	127	System C
63	63	193 280 410	165.47	5	2.405	33	100	160	System C

Stop-Off Adaptor with brass plug

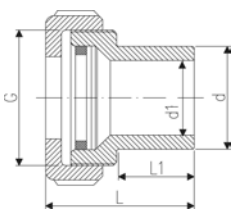


- PE 100 SDR 11 (ISO S5)
- 10 bar Gas / 16 bar Water
- For ELGEF Plus Branch Saddle (753 131 000) d63 - 400mm, pipe SDR 11
- For main dimension d63 and d75mm we recommend a maximum cutting diameter of d = 39mm



d [mm]	Rp [inch]	Code	GBP	GP	kg	d1 [mm]	L [mm]	z [mm]	SW [mm]
63	2 ½	193 280 274	66.18	6	1.489	50	93	46	19
63	2 ½	193 280 294	97.46	6	1.462	56	93	46	19

Stop-Off Adaptor PE



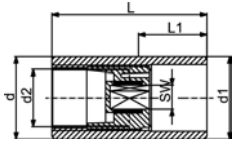
- PE 100 SDR 11 (ISO S5)
- 10 bar Gas / 16 bar Water
- For ELGEF Plus Branch Saddle (753 131 000) d63 - 400mm, pipe SDR 11, d75 - 400mm, pipe SDR 17
- PE Stop-Off insert d 63
- Plug with rubber seal
- PVP nut
- For main dimension d63 and d75mm we recommend a maximum cutting diameter of d = 39mm

d [mm]	G [inch]	Code	GBP	GP	kg	d1 [mm]	L [mm]	z [mm]
63	2 ¾	193 280 279	46.12	10	0.300	51	87	45

Spigot with Cutter



- PE 100 SDR 11 (ISO S5)
- 10 bar Gas / 16 bar Water
- For ELGEF Plus Branch Saddle (53 131 000) d63-225mm, pipe SDR 11
- For ELGEF Plus Branch Saddle (53 131 000) d75 - 315mm, pipe SDR 17 and d250 - 400mm, pipe SDR 26



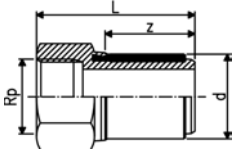
d [mm]	d1 [mm]	Code	GBP	GP	kg	d2 [mm]	L [mm]	L1 [mm]	SW [mm]
63	32	193 280 272	23.89	20	0.200	19	113	50	13
63	63	193 280 273	48.17	12	0.701	32	120	50	17

20 92 02

Transition Adaptor PE/brass (Ms 58) Female thread



- PE 100 SDR 11 (ISO S5)
- 10 bar Gas / 16 bar Water
- For ELGEF® Plus Couplers and Fittings



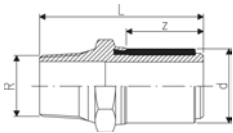
d [mm]	Rp [inch]	Code	GBP	kg	L [mm]	z [mm]
32	1	720 920 208	21.36	0.250	71	35
40	1 ¼	720 920 209	24.54	0.397	77	39
50	1 ½	720 920 210	28.80	0.589	81	43
63	1	720 920 221	35.78	1.071	89	47
63	1 ¼	720 920 231	35.78	1.027	89	47
63	1 ½	720 920 241	35.78	0.950	89	47
63	2	720 920 211	41.04	0.800	89	47

20 92 07

Transition Adaptor PE/brass (Ms 58) Male thread

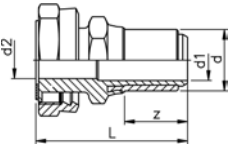


- PE 100 SDR 11 (ISO S5)
- 10 bar Gas / 16 bar Water
- For ELGEF® Plus Couplers and Fittings



d [mm]	R [inch]	Code	GBP	kg	L [mm]	z [mm]
20	½	720 920 706	19.61	0.151	75	33
25	¾	720 920 707	19.61	0.195	76	33
32	1	720 920 708	19.61	0.273	80	35
32	1 ¼	720 920 718	28.57	0.389	82	35
32	1 ½	720 920 728	28.57	0.454	82	35
40	1	720 920 719	30.08	0.370	84	39
40	1 ¼	720 920 709	22.72	0.425	86	39
40	1 ½	720 920 729	30.08	0.490	86	39
50	1	720 920 720	30.96	0.479	88	43
50	1 ¼	720 920 730	30.96	0.546	90	43
50	1 ½	720 920 710	23.10	0.528	90	43
63	1 ¼	720 920 721	40.60	0.702	94	47
63	1 ½	720 920 731	40.60	0.698	94	47
63	2	720 920 711	35.09	0.792	98	47

20 92 00

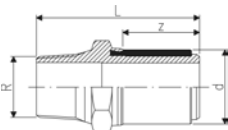


Transition Adaptor PE/brass Loose nut (Ms 58)

- PE 100 SDR 11 (ISO S5)
- For ELGEF® Plus Couplers and Fittings
- Incl. flat gasket for water applications (KTW / WRAS approved)

d [mm]	Rp [inch]	Code	GBP	kg	d2 [mm]	L [mm]	z [mm]
25	¾	720 920 007	30.07	0.165	15	68	32
25	1	720 920 017	30.07	0.240	16	70	32
32	1	720 920 008	33.10	0.255	20	72	34
32	1 ¼	720 920 018	33.10	0.374	22	76	34
32	1 ½	720 920 028	37.62	0.393	22	76	34
40	1	720 920 009	37.62	0.349	21	77	38
40	1 ¼	720 920 019	37.62	0.406	25	81	38
40	1 ½	720 920 029	37.62	0.480	28	81	38
50	1	720 920 020	42.83	0.532	20	82	42
50	1 ¼	720 920 030	42.83	0.577	25	87	42
50	1 ½	720 920 010	42.83	0.621	29	87	42
50	2	720 920 040	42.83	0.831	36	91	42
63	1	720 920 021	57.15	0.816	20	87	46
63	1 ¼	720 920 031	57.15	0.850	25	91	46
63	1 ½	720 920 041	57.15	0.862	29	91	46
63	2	720 920 011	57.15	1.025	36	95	46

24 92 07

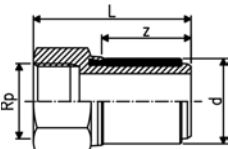


Transition Adaptor PE/steel (stainless 1.4305) Male thread

- PE 100 SDR 11 (ISO S5)
- 10 bar Gas / 16 bar Water
- For ELGEF® Plus Couplers and Fittings

d [mm]	R [inch]	Code	GBP	kg	L [mm]	z [mm]
20	½	724 920 706	27.81	0.139	75	33
25	¾	724 920 707	28.32	0.189	76	33
32	1	724 920 708	29.14	0.256	80	35
32	1 ½	724 920 718	30.21	0.400	80	35
40	1 ¼	724 920 709	35.78	0.404	86	39
40	1 ½	724 920 719	39.10	0.572	86	39
50	1 ½	724 920 710	36.06	0.502	90	43
63	1 ½	724 920 721	44.97	0.690	98	47
63	2	724 920 711	44.97	0.756	98	47

24 92 02

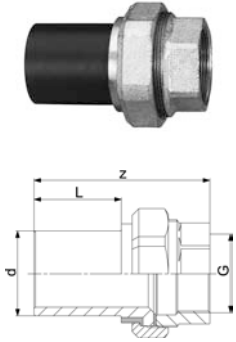


Transition Adaptor PE/steel (stainless 1.4305) Female thread

- PE 100 SDR 11 (ISO S5)
- 10 bar Gas / 16 bar Water
- For ELGEF® Plus Couplers and Fittings

d [mm]	Rp [inch]	Code	GBP	kg	L [mm]	z [mm]
20	½	724 920 206	27.18	0.153	65	33
25	¾	724 920 207	28.32	0.195	66	33
32	1	724 920 208	30.85	0.250	71	35
40	1 ¼	724 920 209	37.16	0.388	77	39
50	1 ½	724 920 210	37.16	0.575	81	43
63	2	724 920 211	44.97	0.785	89	47

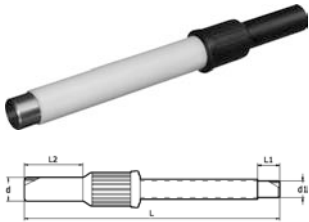
Union Adaptor



- With female thread and PE-union end
- The Code Nr. includes the entire union (galvanised)
- **PE 100 SDR 11 (ISO S5)**

d [mm]	Rp [inch]	Code	GBP	GP	kg	L [mm]	L2 [mm]	SW1 [mm]	G [inch]
20	1/2	701 485 560	8.60	30	0.152	94	52	27	1
25	3/4	701 485 561	12.35	25	0.252	100	52	32	1 1/4
32	1	701 485 562	13.81	20	0.331	108	54	34	1 1/2
40	1 1/4	701 485 563	16.80	12	0.590	114	57	43	2
50	1 1/2	701 485 564	22.15	15	0.645	124	65	50	2 1/4
63	2	701 485 565	28.60	16	0.975	134	65	61	2 3/4

Transition Fittings PE / steel



- **PE 100 SDR 11 (ISO S5)**
- 6 bar Gas / 16 bar Water
- Electrofusion weldable
- Steel pipe acc. to EN 10208-1, PE coated for corrosion resistance
- * Steel pipe without plastic shroud

d [mm]	d1 [inch]	Code	GBP	kg	d [mm]	L [mm]	L1 [mm]	L2 [mm]
* 20	1/2	775 641 502	20.44	0.500	20	427	35	41
25	3/4	775 641 507	25.82	0.640	25	462	35	41
32	1	775 641 510	30.24	0.940	32	462	35	44
40	1 1/4	775 641 514	32.09	1.200	40	470	35	49
50	1 1/2	775 641 518	34.72	1.440	50	475	35	55
63	2	775 641 524	41.72	1.930	63	480	35	63
75	2 1/2	775 641 632	92.40	2.800	75	545	35	70
90	3	775 641 636	108.30	3.700	90	562	45	79
110	3	775 641 640	127.96	3.800	110	580	45	82
110	4	775 641 641	133.56	6.600	110	580	45	82
125	4	775 641 645	155.85	6.700	125	584	45	87
160	6	775 641 655	267.12	11.300	160	607	45	98
180	6	775 641 659	289.41	11.800	180	605	45	105
200	8	775 642 664	367.30	19.100	200	615	45	112
225	8	775 642 669	389.54	19.500	225	620	45	120
250	8	775 642 665	422.97	20.500	250	640	45	129
250	10	775 642 666	756.84	30.000	250	645	45	129
280	10	775 642 673	946.06	31.000	280	637	45	139
315	12	775 642 672	934.92	47.000	315	730	45	150
355	12	775 642 675	1062.88	49.000	355	732	45	164
400	16	775 642 678	2615.54	94.000	400	770	45	179

73 28 19

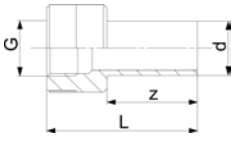
PE Adaptor Female thread



- **PE 80 SDR 11 (ISO S5)**
- 5 bar Gas / 12,5 bar Water
- Connection to plastic or metal
- Reinforcing ring stainless (A2)
- For ELGEF Plus Branch Saddle (753 131 000) d63 - 400mm, pipe SDR 11, d75 - 400mm, pipe SDR 17
- Parallel female thread
- *PE 100 SDR 11 (ISO S5)

d [mm]	Rp [inch]	Code	GBP	GP	kg	L [mm]
63	1 1/2	173 281 925	12.60	30	0.096	54

Instrument Installation Spigots, PE80, Thread G



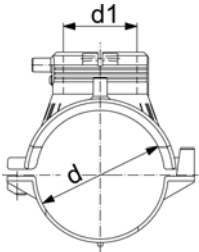
Model:

- For the connection of measuring instruments only
- Usable with all types of electrofusion couplers

d [mm]	G [inch]	Code	GBP	GP	kg	L [mm]	z [mm]
20	½	701 473 809	on request	-	0.050	90	52
25	½	701 473 803	on request	-	0.050	90	52
25	¾	701 473 810	on request	-	0.060	90	52
32	½	701 473 804	on request	-	0.060	90	52
32	1	701 473 811	on request	-	0.060	90	54
40	½	701 473 812	on request	-	0.049	75	57
40	1 ¼	701 473 806	on request	-	0.090	100	57
50	½	701 473 813	on request	-	0.075	80	63
50	1 ¼	701 473 805	on request	-	0.060	80	63
50	1 ½	701 473 807	on request	-	0.100	105	63
63	½	701 473 814	on request	-	0.117	80	65
63	2	701 473 808	on request	-	0.110	110	65

ELGEF Plus Saddles and Valves

53 131 000



L = length / Länge

Electrofusion Saddle

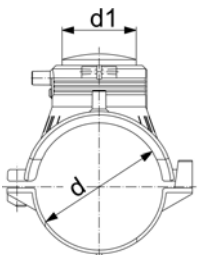
- PE 100 SDR 11 (ISO S5)
- 10 bar Gas / 16 bar Water
- Complete with lower part
- ***Complete with moulded-on lower part
- 4 mm pin connectors
- Limited path fusion indicators

*not suitable for all tapping-tees, tapping-valves and spigots with cutter of the modular systems

** = not suitable for all tapping-tees, tapping-valves and spigots with cutter of the modular systems / delivery without lower part for assembling as Top load with tool 799.350.475

d [mm]	d1 [mm]	Code	GBP	GP	kg	L [mm]
63	63	193 131 037	23.69	5	0.335	165
75	63	193 131 047	27.18	5	0.465	165
90	63	193 131 057	27.30	5	0.425	165
110	63	193 131 067	32.14	3	0.493	165
125	63	193 131 077	39.46	3	0.523	165
140	63	193 131 087	55.70	3	0.523	165
160	63	193 131 097	63.19	4	0.526	165
180	63	193 131 107	68.20	5	0.632	165
200	63	193 131 117	84.06	5	0.651	165
225	63	193 131 127	90.08	4	0.653	165
* 250	63	193 131 137	134.63	4	0.665	165
** 280	63	193 131 147	134.63	8	0.370	165
** 315 - 400	63	193 131 157	138.96	8	0.370	165

53 130 000



L = length / Länge

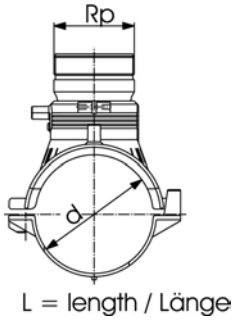
Repair Saddle

- PE 100 SDR 11 (ISO S5)
- 10 bar Gas / 16 bar Water
- Complete with lower part
- 4 mm pin connectors
- Limited path fusion indicators
- Supplied as kit including Spigot Cap (753.961.011)
- *Delivery without lower part for assembling as Top Load with tool no. 799.350.475; angle adaptor (799.350.340) for fusion cable required

d [mm]	d1 [mm]	Code	GBP	GP	kg	L [mm]
63	63	193 130 037	34.08	5	0.433	165
75	63	193 130 047	37.57	3	0.574	165
90	63	193 130 057	37.70	5	0.538	165
110	63	193 130 067	42.58	3	0.592	165
125	63	193 130 077	49.85	3	0.622	165
140	63	193 130 087	66.14	3	0.660	165
160	63	193 130 097	73.63	3	0.627	165
180	63	193 130 107	78.59	5	0.733	165
200	63	193 130 117	94.49	5	0.751	165
225	63	193 130 127	100.47	5	0.768	165
250	63	193 130 137	145.02	3	0.758	165
* 280	63	193 130 147	145.02	6	0.450	165
* 315 - 400	63	193 130 157	149.40	6	0.450	165

53 149 000

Stop-Off Saddle (Kit) maximum passage 56 mm

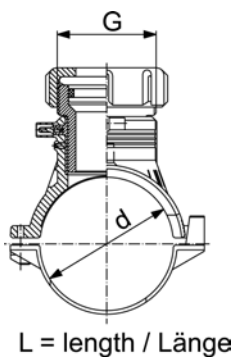


- PE 100 SDR 11 (ISO S5)
- 10 bar Gas / 16 bar Water
- Complete with lower part
- Stop-Off insert (brass 58) and plug
- 4 mm pin connectors
- Limited path fusion indicators
- Stop-Off insert with outside thread Rp 2 1/2" and internal thread Rp 2" suited for common tapping devices permitting "gas-tight" installation
- *Delivery without lower part for assembling as Top Load with tool no. 799.350.475; angle adaptor (799.350.340) for fusion cable required
- For main dimension d63 and d75mm we recommend a maximum cutting diameter of d = 39mm

d [mm]	Rp [inch]	Code	GBP	GP	kg	L [mm]
63	2 ½	193 149 437	114.34	3	1.744	165
75	2 ½	193 149 447	115.93	3	1.900	165
90	2 ½	193 149 457	115.93	3	1.865	165
110	2 ½	193 149 467	119.86	3	1.916	165
125	2 ½	193 149 477	130.21	3	1.945	165
140	2 ½	193 149 487	141.18	3	1.945	165
160	2 ½	193 149 497	141.18	5	1.954	165
180	2 ½	193 149 507	155.46	5	2.055	165
200	2 ½	193 149 517	163.35	5	2.074	165
225	2 ½	193 149 527	167.25	5	2.062	165
250	2 ½	193 149 537	183.02	5	2.080	165
* 280	2 ½	193 149 547	214.28	5	1.550	165
* 315 - 400	2 ½	193 149 557	214.28	5	1.550	165

53 149 200

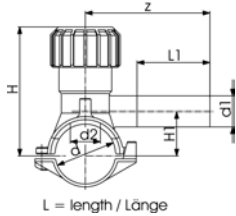
Stop-off Saddle with PE-Adaptor maximum passage 50 mm



- PE 100 SDR 11 (ISO S5)
- 10 bar Gas / 16 bar Water
- Complete with lower part
- Supplied as Kit with PE-Stop-Off Adaptor
- PE Stop-Off insert (for use with by-pass unit 799150376)
- 4 mm pin connectors
- Limited path fusion indicators
- *Delivery without lower part for assembling as Top Load with tool no. 799.350.475; angle adaptor (799.350.340) for fusion cable required

d [mm]	G [inch]	Code	GBP	GP	kg	L [mm]
63	2 ¾	193 149 237	62.21	5	0.630	165
75	2 ¾	193 149 247	63.80	5	0.765	165
90	2 ¾	193 149 257	63.80	5	0.734	165
110	2 ¾	193 149 267	67.73	5	0.782	165
125	2 ¾	193 149 277	78.08	5	0.820	165
140	2 ¾	193 149 287	89.12	3	0.820	165
160	2 ¾	193 149 297	89.12	5	0.816	165
180	2 ¾	193 149 307	103.33	5	0.920	165
200	2 ¾	193 149 317	111.23	5	0.944	165
225	2 ¾	193 149 327	115.04	5	0.943	165
250	2 ¾	193 149 337	130.91	5	0.950	165
* 280	2 ¾	193 149 347	162.16	6	0.920	165
* 315 - 400	2 ¾	193 149 357	162.16	5	0.920	165

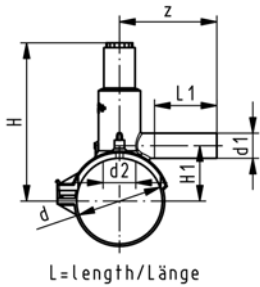
53 131 400



Tapping Saddle Monobloc version

- PE 100 SDR 11 (ISO S5)
- 10 bar Gas / 16 bar Water
- With integrated cutter to tap live mains under pressure
- Complete with lower part
- 4 mm pin connectors
- Limited path fusion indicators
- Long fusion outlet
- O-ring-sealed screw cap

d [mm]	d1 [mm]	Code	GBP	GP	kg	d2 [mm]	H [mm]	H1 [mm]	L [mm]	L1 [mm]	z [mm]
40	20	193 131 412	35.85	6	0.270	16	99	33	103	70	102
40	25	193 131 413	35.85	6	0.272	16	99	33	103	70	102
40	32	193 131 414	35.85	6	0.277	16	99	33	103	70	120
50	20	193 131 422	39.21	5	0.260	16	104	38	103	70	102
50	25	193 131 423	39.21	5	0.262	16	104	38	103	70	102
50	32	193 131 424	39.21	5	0.270	16	104	38	103	70	120
63	20	193 131 432	42.53	6	0.428	25	134	44	126	70	115
63	25	193 131 433	42.53	6	0.431	25	134	44	126	70	115
63	32	193 131 434	42.53	6	0.433	25	134	44	126	70	130



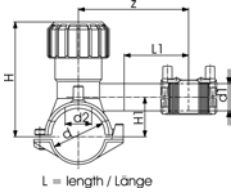
Tapping Saddle Monobloc version



- PE 100 SDR 11 (ISO S5)
- 10 bar Gas / 16 bar Water
- With integrated cutter to tap live mains under pressure
- Complete with moulded-on lower part
- 4 mm pin connectors
- Limited path fusion indicators
- Long fusion outlet
- O-ring-sealed screw cap

d [mm]	d1 [mm]	Code	GBP	GP	kg	d2 [mm]	H [mm]	H1 [mm]	L [mm]	L1 [mm]	z [mm]
63	20	193 131 932	42.53	20	0.390	25	146	44	144	76	110
63	25	193 131 933	42.53	20	0.390	25	146	44	144	76	110
63	32	193 131 934	42.53	20	0.390	25	146	44	144	76	110
90	20	193 131 952	44.18	12	0.450	32	198	61	162	76	115
90	25	193 131 953	44.18	12	0.450	32	198	61	162	76	115
90	32	193 131 954	44.18	12	0.450	32	198	61	162	76	115
110	20	193 131 962	48.63	9	0.535	32	208	71	162	76	115
110	25	193 131 963	48.63	9	0.665	32	208	71	162	76	115
110	32	193 131 964	48.63	9	0.535	32	208	71	162	76	125
110	63	193 131 967	52.42	8	0.600	32	208	71	162	100	160
125	20	193 131 972	55.32	6	0.600	32	216	79	162	76	120
125	25	193 131 973	55.32	6	0.600	32	216	79	162	76	120
125	32	193 131 974	55.32	6	0.600	32	216	79	162	76	120
160	20	193 131 992	77.08	6	0.665	32	233	96	162	76	120
160	25	193 131 993	77.08	6	0.665	32	233	96	162	76	125
160	32	193 131 994	77.08	6	0.665	32	233	96	162	76	130
160	63	193 131 997	80.86	6	0.700	32	233	96	162	100	170

53 132 400

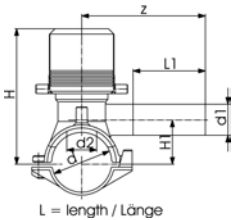


Tapping Saddle (Kit) Monobloc version

- PE 100 SDR 11 (ISO S5)
- 10 bar Gas / 16 bar Water
- With integrated cutter to tap live mains under pressure
- Complete with lower part
- 4 mm pin connectors
- Limited path fusion indicators
- Long fusion outlet
- O-ring-sealed screw cap
- Supplied as Kit with enclosed service line fitting (ELGEF Plus Coupler or Reducer)

d [mm]	d1 [mm]	Code	GBP	GP	kg	d2 [mm]	H [mm]	H1 [mm]	L [mm]	L1 [mm]	z [mm]
40	20	193 132 412	41.15	6	0.324	16	99	33	103	70	102
40	25	193 132 413	41.86	6	0.331	16	99	33	103	70	102
40	32	193 132 414	42.32	5	0.353	16	99	33	103	70	120
50	20	193 132 422	44.47	5	0.325	16	105	38	103	70	102
50	25	193 132 423	45.18	5	0.323	16	105	38	103	70	102
50	32	193 132 424	45.65	5	0.342	16	105	38	103	70	120
63	20	193 132 432	47.79	6	0.486	25	134	44	126	70	115
63	25	193 132 433	48.51	6	0.492	25	134	44	126	70	115
63	32	193 132 434	48.97	6	0.507	25	134	44	126	70	130
63	40	193 132 435	52.04	6	0.534	25	134	44	126	70	130

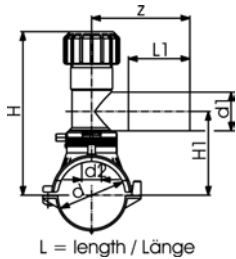
53 131 600



Tapping Saddle with Electrofusion Cap Monobloc version

- PE 100 SDR 11 (ISO S5)
- 10 bar Gas / 16 bar Water
- With integrated cutter to tap live mains under pressure
- Complete with lower part
- 4 mm pin connectors
- Limited path fusion indicators
- Long fusion outlet
- Electrofusion Cap

d [mm]	d1 [mm]	Code	GBP	GP	kg	d2 [mm]	H [mm]	H1 [mm]	L [mm]	L1 [mm]	z [mm]
63	20	193 131 632	46.83	6	0.479	25	134	44	126	71	130
63	25	193 131 633	46.83	6	0.483	25	134	44	126	71	130
63	32	193 131 634	46.83	4	0.483	25	134	44	126	76	130

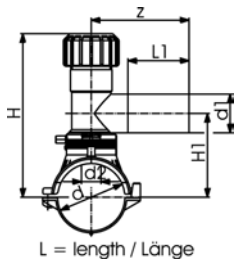


Tapping Saddle with 360° rotatable outlet

- PE 100 SDR 11 (ISO S5)
- 10 bar Gas / 16 bar Water
- With integrated cutter to tap live mains under pressure
- Complete with lower part
- 4 mm pin connectors
- Limited path fusion indicators
- Long fusion outlet
- O-ring-sealed screw cap
- d315 - 400 mm: application is limited on pipes d355 and d400 mm. Not suitable for pipes if larger wall thickness than SDR 17 pipes.
- *Delivery without lower part for assembling as Top Load with tool no. 799.350.475; angle adaptor (799.350.340) for fusion cable required

d [mm]	d1 [mm]	Code	GBP	GP	kg	d2 [mm]	H [mm]	H1 [mm]	L [mm]	L1 [mm]	z [mm]
63	20	193 131 402	44.64	3	0.695	32	186	108	165	71	130
63	25	193 131 403	44.64	3	0.713	32	186	108	165	71	130
63	32	193 131 404	44.64	3	0.715	32	186	108	165	76	130
63	40	193 131 405	48.72	3	0.731	32	186	108	165	81	137
63	63	193 131 437	48.72	5	1.455	32	134	112	165	100	160
75	20	193 131 442	48.13	3	0.825	32	191	113	165	71	130
75	25	193 131 443	48.13	3	0.839	32	191	113	165	71	130
75	32	193 131 444	48.13	3	0.841	32	191	113	165	76	130
75	40	193 131 445	52.21	3	0.858	32	191	113	165	81	137
75	63	193 131 447	52.21	5	1.579	32	240	118	165	100	160
90	20	193 131 452	48.26	3	0.791	32	199	121	165	71	130
90	25	193 131 453	48.26	3	0.802	32	199	121	165	71	130
90	32	193 131 454	48.26	3	0.801	32	199	121	165	76	130
90	40	193 131 455	52.34	3	0.819	32	199	121	165	81	137
90	63	193 131 457	52.34	5	1.541	32	248	126	165	100	160
110	20	193 131 462	53.09	8	0.853	32	209	131	165	71	130
110	25	193 131 463	53.09	8	0.860	32	209	131	165	71	130
110	32	193 131 464	53.09	8	0.860	32	209	131	165	76	130
110	40	193 131 465	57.22	8	0.877	32	209	131	165	81	137
110	63	193 131 467	57.22	5	1.590	35	258	136	165	100	160
125	20	193 131 472	60.37	3	0.879	32	216	138	165	71	130
125	25	193 131 473	60.37	4	0.883	32	216	138	165	71	130
125	32	193 131 474	60.37	3	0.889	32	216	138	165	76	130
125	40	193 131 475	64.50	3	0.906	32	216	138	165	81	137
125	63	193 131 477	64.50	3	1.623	35	265	143	165	100	160
140	20	193 131 482	76.65	3	0.887	32	233	146	165	71	130
140	25	193 131 483	76.65	3	0.884	32	233	146	165	71	130
140	32	193 131 484	76.65	3	0.900	32	233	146	165	76	130
140	40	193 131 485	80.78	3	0.920	32	233	146	165	81	137
140	63	193 131 487	80.78	3	1.639	35	273	151	165	100	160
160	20	193 131 492	84.14	3	0.886	32	243	156	165	71	130
160	25	193 131 493	84.14	3	0.896	32	243	156	165	71	130
160	32	193 131 494	84.14	3	0.896	32	243	156	165	76	130
160	40	193 131 495	88.27	3	0.920	32	243	156	165	81	137
160	63	193 131 497	88.27	3	1.636	35	283	161	165	100	160
180	20	193 131 502	89.11	3	1.002	32	244	166	165	71	130
180	25	193 131 503	89.11	3	1.002	32	244	166	165	71	130
180	32	193 131 504	89.11	5	1.002	32	244	166	165	76	130
180	40	193 131 505	93.23	3	1.022	32	244	166	165	81	137
180	63	193 131 507	93.23	3	1.742	35	293	171	165	100	160
200	20	193 131 512	105.01	3	1.011	32	254	176	165	71	137
200	25	193 131 513	105.01	5	1.011	32	254	176	165	71	130
200	32	193 131 514	105.01	3	1.021	32	254	176	165	76	130
200	40	193 131 515	109.13	3	1.041	32	254	176	165	81	137
200	63	193 131 517	109.13	3	1.761	35	303	181	165	100	160
225	20	193 131 522	110.98	3	1.014	32	266	188	165	71	130
225	25	193 131 523	110.98	3	1.014	32	266	188	165	71	130
225	32	193 131 524	110.98	3	1.014	32	266	188	165	76	130
225	40	193 131 525	115.11	5	1.043	32	266	188	165	81	137
225	63	193 131 527	115.11	3	1.763	35	315	193	165	100	160

table continued next page



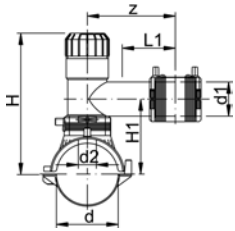
d [mm]	d1 [mm]	Code	GBP	GP	kg	d2 [mm]	H [mm]	H1 [mm]	L [mm]	L1 [mm]	z [mm]
250	20	193 131 532	155.54	3	1.025	32	279	201	165	76	130
250	25	193 131 533	155.54	3	1.035	32	279	201	165	76	130
250	32	193 131 534	155.54	3	1.035	32	279	201	165	76	130
250	40	193 131 535	159.66	3	1.055	32	279	201	165	81	137
250	63	193 131 537	159.66	3	1.775	35	328	206	165	100	160
* 280	63	193 131 547	159.66	5	1.240	35	328	206	165	100	160
* 315-400	63	193 131 557	164.04	5	1.513	35	328	206	165	100	160

53 132 400



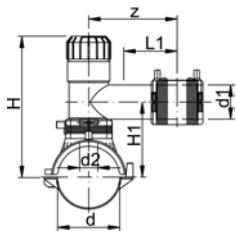
Tapping Saddle (Kit) with 360° rotatable outlet

- PE 100 SDR 11 (ISO S5)
- 10 bar Gas / 16 bar Water
- With integrated cutter to tap live mains under pressure
- Complete with lower part
- 4 mm pin connectors
- Limited path fusion indicators
- Long fusion outlet
- O-ring-sealed screw cap
- Supplied as Kit with enclosed service line fitting (ELGEF Plus Coupler or Reducer)
- d315 - 400 mm: application is limited on pipes d355 and d400 mm. Not suitable for pipes if larger wall thickness than SDR 17 pipes.
- *Delivery without lower part for assembling as Top Load with tool no. 799.350.475; angle adaptor (799.350.340) for fusion cable required



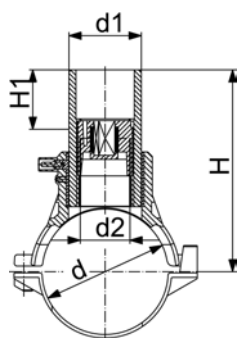
d [mm]	d1 [mm]	Code	GBP	GP	kg	d2 [mm]	H [mm]	H1 [mm]	L [mm]	L1 [mm]	z [mm]
63	20	193 132 402	49.64	3	0.749	32	186	108	165	76	130
63	25	193 132 403	50.36	3	0.773	32	186	108	165	76	130
63	32	193 132 404	50.78	3	0.787	32	186	108	165	76	130
63	40	193 132 405	55.24	3	0.831	32	186	108	165	76	130
63	50	193 132 436	65.88	5	1.651	32	234	112	165	100	160
63	63	193 132 437	59.28	5	1.649	32	234	112	165	100	160
75	20	193 132 442	53.14	3	0.879	32	191	113	165	76	130
75	25	193 132 443	53.85	3	0.900	32	191	113	165	76	130
75	32	193 132 444	54.27	3	0.913	32	191	113	165	76	130
75	40	193 132 445	58.69	3	0.958	32	240	118	165	76	160
75	50	193 132 446	69.38	5	1.775	32	240	118	165	100	160
75	63	193 132 447	62.77	5	1.773	32	240	118	165	100	160
90	20	193 132 452	53.26	3	0.845	32	199	121	165	76	130
90	25	193 132 453	53.98	3	0.862	32	199	121	165	76	130
90	32	193 132 454	54.40	3	0.875	32	199	121	165	76	130
90	40	193 132 455	58.82	3	0.919	32	199	126	165	76	130
90	50	193 132 456	69.50	5	1.737	32	248	126	165	100	160
90	63	193 132 457	62.90	5	1.735	32	248	126	165	100	160
110	20	193 132 462	58.14	3	0.907	32	209	131	165	76	130
110	25	193 132 463	58.82	3	0.920	32	209	131	165	76	130
110	32	193 132 464	59.28	3	0.932	32	209	131	165	76	130
110	40	193 132 465	63.70	3	0.977	32	209	136	165	76	130
110	50	193 132 466	74.34	3	1.786	35	258	136	165	100	160
110	63	193 132 467	67.74	3	1.784	35	258	136	165	100	160
125	20	193 132 472	65.42	3	0.933	32	216	138	165	76	130
125	25	193 132 473	66.14	3	0.943	32	216	138	165	76	130
125	32	193 132 474	66.56	3	0.961	32	216	138	165	76	130
125	40	193 132 475	70.97	3	1.006	32	216	143	165	76	130
125	50	193 132 476	81.66	3	1.819	35	256	143	165	100	160
125	63	193 132 477	75.01	3	1.817	35	256	143	165	100	160
140	20	193 132 482	81.70	3	0.941	32	234	146	165	76	130
140	25	193 132 483	82.42	3	0.944	32	234	146	165	76	130
140	32	193 132 484	82.84	3	0.972	32	234	146	165	76	130
140	40	193 132 485	87.26	3	1.020	32	234	146	165	76	130
140	50	193 132 486	97.90	3	1.835	35	283	151	165	100	160
140	63	193 132 487	91.30	3	1.833	35	283	151	165	100	160
160	20	193 132 492	89.19	3	0.940	32	234	156	165	76	130
160	25	193 132 493	89.86	3	0.956	32	234	156	165	76	130
160	32	193 132 494	90.29	3	0.968	32	234	156	165	76	130

table continued next page



d [mm]	d1 [mm]	Code	GBP	GP	kg	d2 [mm]	H [mm]	H1 [mm]	L [mm]	L1 [mm]	z [mm]
160	40	193 132 495	94.70	3	1.016	32	234	161	165	76	130
160	50	193 132 496	105.39	3	1.832	35	283	161	165	100	160
160	63	193 132 497	98.78	3	1.830	35	283	161	165	100	160
180	20	193 132 502	94.20	3	1.020	32	244	166	165	71	130
180	25	193 132 503	94.83	3	1.210	32	244	166	165	71	130
180	32	193 132 504	95.29	3	1.074	32	244	166	165	76	130
180	40	193 132 505	99.71	3	1.122	32	244	171	165	76	130
180	50	193 132 506	110.40	3	1.938	35	293	171	165	100	160
180	63	193 132 507	103.75	3	1.936	35	293	171	165	100	160
200	20	193 132 512	110.06	3	1.065	32	254	176	165	76	130
200	25	193 132 513	110.73	3	1.065	32	254	176	165	71	130
200	32	193 132 514	111.15	3	1.093	32	254	176	165	76	130
200	40	193 132 515	115.61	3	1.141	32	254	181	165	76	130
200	50	193 132 516	126.26	3	1.957	35	303	181	165	100	160
200	63	193 132 517	119.65	3	1.955	35	303	181	165	100	160
225	20	193 132 522	116.03	3	1.460	32	266	188	165	71	130
225	25	193 132 523	116.75	3	1.460	32	266	188	165	71	130
225	32	193 132 524	117.17	3	1.086	32	266	188	165	76	130
225	40	193 132 525	121.59	3	1.143	32	266	193	165	76	130
225	50	193 132 526	132.27	3	1.959	35	315	193	165	100	160
225	63	193 132 527	125.63	3	1.957	35	315	193	165	100	160
250	20	193 132 532	160.59	5	1.079	32	279	201	165	76	130
250	25	193 132 533	161.30	3	1.095	32	279	201	165	76	130
250	32	193 132 534	161.72	3	1.107	32	279	201	165	76	130
250	40	193 132 535	166.14	3	1.155	32	279	206	165	76	160
250	50	193 132 536	176.83	3	1.971	35	328	206	165	100	160
250	63	193 132 537	170.22	3	1.969	35	328	206	165	100	160
* 280	32	193 132 544	161.72	3	1.460	35	328	206	165	100	160
* 280	40	193 132 545	166.14	3	1.500	35	328	206	165	100	160
* 280	50	193 132 546	176.83	5	1.500	35	328	206	165	100	160
* 280	63	193 132 547	170.22	5	1.510	35	328	206	165	100	160
* 315 - 400	32	193 132 554	166.10	5	1.015	35	328	206	165	100	160
* 315 - 400	40	193 132 555	170.52	5	1.015	35	328	206	165	100	160
* 315 - 400	50	193 132 556	181.16	5	1.440	35	328	206	165	100	160
* 315 - 400	63	193 132 557	174.60	5	1.450	35	328	206	165	100	160

53 131 200



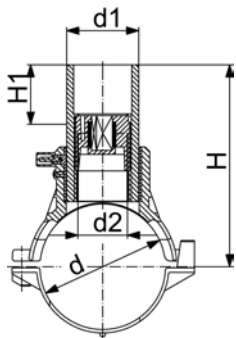
L = length / Länge

Spigot Saddle with Cutter

- PE 100 SDR 11 (ISO S5)
- 10 bar Gas / 16 bar Water
- Complete with lower part
- 4 mm pin connectors
- Limited path fusion indicators
- d315 - 400 mm: application is limited on pipes d355 and d400 mm. Not suitable for pipes if larger wall thickness than SDR 17 pipes.
- *Delivery without lower part for assembling as Top Load with tool no. 799.350.475; angle adaptor (799.350.340) for fusion cable required

d [mm]	d1 [mm]	Code	GBP	GP	kg	d2 [mm]	H [mm]	H1 [mm]	L [mm]	SW [mm]
63	32	193 131 234	43.46	5	0.538	19	145	50	165	13
63	63	193 131 237	63.53	5	1.036	32	152	50	165	17
75	32	193 131 244	46.91	5	0.668	19	151	50	165	13
75	63	193 131 247	67.02	5	1.166	32	158	50	165	17
90	32	193 131 254	47.08	5	0.628	19	158	50	165	13
90	63	193 131 257	67.15	5	1.126	32	165	50	165	17
110	32	193 131 264	51.92	3	0.696	19	168	50	165	13
110	63	193 131 267	71.98	5	1.194	32	175	50	165	17
125	32	193 131 274	59.19	5	0.726	19	176	50	165	13
125	63	193 131 277	79.26	5	1.224	32	183	50	165	17
140	32	193 131 284	75.48	5	0.726	19	183	50	165	13
140	63	193 131 287	95.54	3	1.224	32	190	50	165	17
160	32	193 131 294	82.97	5	0.729	19	193	50	165	13
160	63	193 131 297	102.99	5	1.227	32	200	50	165	17
180	32	193 131 304	87.93	5	0.835	19	203	50	165	13
180	63	193 131 307	108.00	5	1.333	32	210	50	165	17

table continued next page



L = length / Länge

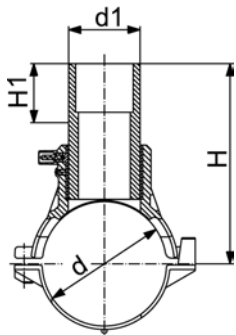
d [mm]	d1 [mm]	Code	GBP	GP	kg	d2 [mm]	H [mm]	H1 [mm]	L [mm]	SW [mm]
200	32	193 131 314	103.83	1	0.854	19	213	50	165	13
200	63	193 131 317	123.90	1	1.352	32	220	50	165	17
225	32	193 131 324	109.81	5	0.856	19	226	50	165	13
225	63	193 131 327	129.88	5	1.354	32	233	50	165	17
250	32	193 131 334	154.36	5	0.868	19	238	50	165	13
250	63	193 131 337	174.43	5	1.366	32	245	50	165	17
* 280	63	193 131 347	174.43	5	0.830	35	245	50	165	17
* 315 - 400	63	193 131 357	178.80	5	0.830	35	245	50	165	17

53 130 200



Spigot Saddle

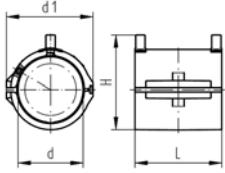
- PE 100 SDR 11 (ISO S5)
- 10 bar Gas / 16 bar Water
- Complete with lower part
- 4 mm pin connectors
- Limited path fusion indicators
- d315 - 400 mm: application is limited on pipes d355 and d400 mm. Not suitable for pipes if larger wall thickness than SDR 17 pipes.
- *Delivery without lower part for assembling as Top Load with tool no. 799.350.475; angle adaptor (799.350.340) for fusion cable required



L = length / Länge

d [mm]	d1 [mm]	Code	GBP	GP	kg	H [mm]	H1 [mm]	L [mm]
63	32	193 130 234	32.23	5	0.500	145	50	165
63	63	193 130 237	43.46	5	0.630	152	50	165
75	32	193 130 244	35.72	5	0.634	151	50	165
75	63	193 130 247	46.91	5	0.536	158	50	165
90	32	193 130 254	35.85	5	0.590	158	50	165
90	63	193 130 257	47.08	5	0.495	165	50	165
110	32	193 130 264	40.73	3	0.662	168	50	165
110	63	193 130 267	51.92	5	0.564	175	50	165
125	32	193 130 274	48.00	5	0.692	176	50	165
125	63	193 130 277	59.19	5	0.592	183	50	165
140	32	193 130 284	64.24	5	0.692	183	50	165
140	63	193 130 287	75.48	3	0.594	190	50	165
160	32	193 130 294	71.73	5	0.693	193	50	165
160	63	193 130 297	82.97	5	0.597	200	50	165
180	32	193 130 304	76.70	5	0.800	203	50	165
180	63	193 130 307	87.93	5	0.700	210	50	165
200	32	193 130 314	92.60	5	0.820	213	50	165
200	63	193 130 317	103.83	5	0.722	220	50	165
225	32	193 130 324	98.62	5	0.820	226	50	165
225	63	193 130 327	109.81	5	0.724	233	50	165
250	32	193 130 334	143.17	5	0.834	238	50	165
250	63	193 130 337	154.36	5	0.736	245	50	165
* 280	63	193 130 347	154.36	5	0.400	245	50	165
* 315 - 400	63	193 130 357	158.74	5	0.400	245	50	165

53 127 000



Reinforcing Saddle

- PE 100 SDR 11 (ISO S5)
- 10 bar Gas / 16 bar Water
- Fusion voltage 24 Volt
- 4 mm pin connectors
- For use as a repair saddle with PE repair plug (Code 799.199.088 and 799.199.089) and as reinforcing saddle with an fusion area which extends the whole circumference of the pipe
- Use Spring clamp (Code 799.150.090) for installation

d [mm]	Code	GBP	GP	kg	d1 [mm]	L [mm]	H [mm]
40	193 127 017	77.12	14	0.140	104	105	108
50	193 127 027	79.60	10	0.200	80	105	85
63	193 127 037	82.21	8	0.279	132	120	153
75	193 127 047	97.73	8	0.430	162	130	122
90	193 127 057	120.79	12	0.558	104	130	147
110	193 127 067	125.75	12	0.562	120	120	191
125	193 127 077	134.67	4	0.710	158	130	184
160	193 127 097	153.52	6	0.961	192	130	218
180	193 127 107	209.81	4	1.095	214	130	239
200	193 127 117	220.58	4	1.250	236	130	260
225	193 127 127	234.59	3	1.413	262	140	286

60 050 600



Extension Spindle for tapping valves and service valves rigid

- PE-casing with anti-sand cap
- PE-sleeve, suitable for tapping valve and service valve (insert needed)
- Square bar steel, hot-dip galvanized
- Clip-pin from stainless steel 1.4301
- Bush CI40 with slot and clip-pin (tool-free connection)

Pipe cover [m]	Code	GBP	kg	L [mm]
0.75	160 050 620	on request	1.200	490
1.00	160 050 621	on request	1.592	740
1.25	160 050 622	on request	2.031	990
1.50	160 050 623	on request	2.448	1180

60 050 500



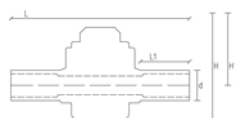
Extension Spindle for tapping valve and service valve telescopic

- Continuously adjustable and self-supporting
- Pullout- and dirt-safe
- Rod hot-dip galvanized
- PE-casing and PE-centering cap with gasket
- Clip-pin from stainless steel 1.4301
- Bush CI40 with slot and clip-pin (tool-free connection)
- PE-sleeve, suitable for tapping valve and service valve (insert needed)

Pipe cover [m]	Code	GBP	kg	L [mm]	L1 [mm]
0.75-1.05	160 050 520	on request	2.031	450	700
1.00-1.50	160 050 521	on request	2.500	760	1300
1.30-1.90	160 050 522	on request	2.700	930	1550
1.70-2.70	160 050 523	on request	2.000	1300	2350

Stop-off Valves PE 100

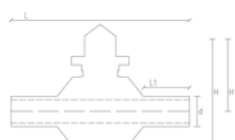
93 103 025



Polyvalve Stop-Off Valve

- PE 100 SDR 11 (ISO S5) - d20 up to d225
- 10 bar Gas / 16 bar Water
- Spherical valve d20 up to d40
- Ball valve d50 up to d225
- d160 up to d225 are supplied with base plate and straps
- d1 = diameter of bore

d [mm]	Code	GBP	L [mm]	L1 [mm]	H [mm]	H1 [mm]	d1 [mm]	kg	t [mm]	d1 [mm]
20	193 103 031	148.60	261	71	186	136	23	0.750		
25	193 103 032	160.50	261	71	186	136	23	0.750		
32	193 103 033	160.50	261	73	186	136	23	0.750		
40	193 103 034	160.50	261	73	186	136	23	0.750		
50	193 103 035	390.98	325	91	231	164	47	1.500		
63	193 103 036	390.98	325	91	231	164	47	1.700		
75	193 103 037	411.60	325	91	231	164	47	1.900		
90	193 103 038	463.23	325	91	231	164	47	2.000		
110	193 103 039	606.45	405	112	290	205	62	4.000		
125	193 103 040	616.78	405	112	290	205	62	4.300	112	64
160	193 103 042	1540.63	508	160	363	263	92	9.600	123	92
180	193 103 043	1801.28	540	123	364	247	92	10.000	123	92
200	193 103 044	1801.28	540	123	364	247	92	10.800	123	92
225	193 103 045	on request	508	127	472	320	120	19.300	240	120



Polyvalve Stop-Off Valve "Full Bore"

- PE 100 SDR 11 (ISO S5)
- 10 bar Gas / 16 bar Water
- Ball valve
- d1 = diameter of bore
- Free cross section according to SDR 11

d [mm]	Code	GBP	L [mm]	L1 [mm]	H [mm]	H1 [mm]	d1 [mm]	kg	t [mm]
63	193 103 036	390.98	325	91	231	164	47	1.700	
90	193 104 038	487.75	430	90	280	190	62	3.600	
110	193 104 039	965.15	561	100	242	117	92	7.800	100
160	193 104 042	4900.58	645	145	325	150	120	17.000	145

Polyvalve operational key

- Made out of PVC
- Suitable for all dimensions



Length [mm]	Code	GBP	kg
200	173 103 082	on request	1.000
500	173 103 083	on request	0.692
1300	173 103 084	on request	1.670

Polyvalve Accessory kit

- Extension spindle made out of PVC with protection pipe (500-900 mm) and cap
- 100% plastic solution for a non-corrosive system



Article	Code	GBP	kg
Kit	173 103 056	on request	1.892



Extension spindle

- Extension spindle made out of PVC with protection pipe (500-900 mm) and cap
- 100% plastic solution for a non-corrosive system

Length [mm]	Code	GBP	kg
500	173 103 080	on request	0.621



Extension spindle for ELGEF Plus ball valve telescopic

- For ELGEF Plus ball valve d125-d225mm
- For ELGEF Plus ball valve "Full Bore" d110mm and d160mm
- Continuously adjustable and self-supporting
- Pullout- and dirt-safe
- Rod hot-dip galvanized
- PE-casing and PE-centering cap with gasket
- Polygon-bush from galvanized steel
- PE-sleeve, fitted for all dimensions
- Torque max. 140Nm

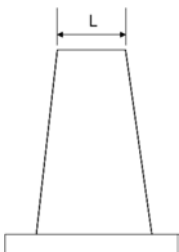
d-d [mm]	Pipe cover [m]	Code	GBP	kg
125 - 225	0.75-1.10	173 103 075	on request	1.700
125 - 225	1.10-1.80	173 103 076	on request	2.900

Base plate with straps

Code	GBP	kg
173 103 081	on request	0.945

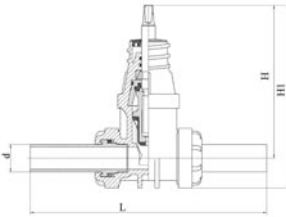
Adaptor for Polyvalve extension spindle

- For operation with operating key "C" in accordance with DIN 3223-C
- conical inner square
- Galvanized



L [mm]	Code	GBP	kg
28	173 103 105	on request	1.500

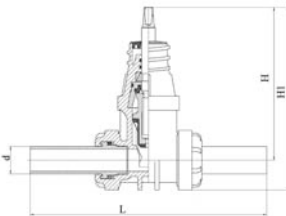
POM Service Valve with PE Spigot ends



- PE 100 SDR 11 (ISO S5) Spigot ends
- 16 bar Water
- Gate valve is closed clockwise
- Spanner opening is 14 mm
- Resilient-seated Gate Valve
- Number of turns to fully open or close gate valve is 8 (d 32mm) and 11 (d 63mm)

d [mm]	Code	GBP	GP	kg	Bore d [mm]	L [mm]	H [mm]	H1 [mm]
32	193 301 008	135.48	8	1.050	25	277	177	216
63	193 301 011	181.05	4	2.050	40	206	206	261

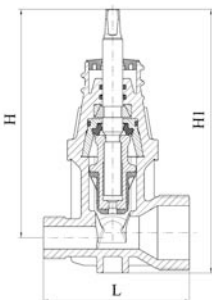
POM Service Valve with PE Spigot ends (Kit)



- PE 100 SDR 11 (ISO S5) Spigot ends
- 16 bar Water
- Gate valve is closed clockwise
- Spanner opening is 14 mm
- Resilient-seated Gate Valve
- Number of turns to fully open or close gate valve is 8 (d 32mm) and 11 (d 63mm)
- Kit consists of 1x Service Valve (d32 or d63 mm) and 2x Service Line Fitting (ELGEF® Plus Coupler or Reducer)

d [mm]	d2 [mm]	Code	GBP	GP	kg	Bore d [mm]
32	20	193 301 016	153.48	4	1.192	25
32	25	193 301 017	153.48	4	1.170	25
32	32	193 301 018	147.50	4	1.170	25
63	40	193 301 019	214.64	2	2.402	40
63	50	193 301 020	214.64	2	2.410	40
63	63	193 301 021	201.45	2	2.438	40

POM Service Valve with male threads on both ends



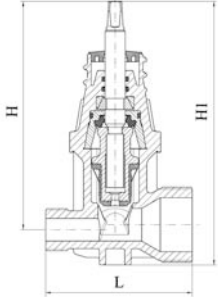
- 16 bar Water
- Male Threads according to ISO 7-1
- Gate valve is closed clockwise
- Spanner opening is 14 mm
- Resilient-seated Gate Valve
- Number of turns to fully open or close gate valve is 8

R [inch]	Code	GBP	GP	kg	Bore d [mm]	L [mm]	H [mm]	H1 [mm]
1 - 1	193 301 028	111.50	12	0.800	25	110	182	201
1 - 2	193 301 031	121.11	12	0.850	25	116	182	210




POM Service Valve with male threads on both ends (Kit)

- 16 bar Water
- Male Threads according to ISO 7-1
- Gate valve is closed clockwise
- Spanner opening is 14 mm
- Resilient-seated Gate Valve
- Number of turns to fully open or close gate valve is 8
- Kit consists of 1x Service Valve DN 1" Male Thread R1"-R1" (Code 193 301 028) and 2x Poly16 Plus compression fittings with female thread Rp 1"



R [inch]	d [mm]	Code	GBP	GP	kg	Bore d [mm]	
1	25	193 301 037	118.70	6	0.966	25	
1	32	193 301 038	119.88	6	1.034	25	
1	40	193 301 039	124.69	6	1.224	25	
1	50	193 301 040	130.67	6	1.364	25	



Extension Spindle for POM Service Valve telescopic

- Tight connection with the service valve through threaded end
- No additional split-pin needed
- PE inner/outer protecting tube
- Adjustable height to suit different ground levels

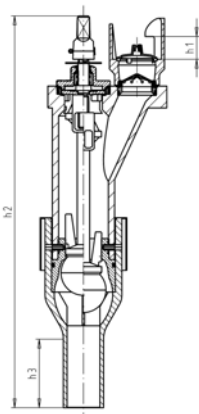
Pipe cover [m]	Code	GBP	GP	kg	L [mm]	L1 [mm]	
0,8-1,2	193 301 103	77.40	1	2.400	670 - 1040	590 - 960	
1,3-1,8	193 301 104	88.29	-	3.500	960 - 1580	880 - 1500	
1,8-2,3	193 301 106	on request	1	4.910	1380 - 2080	1300 - 2000	

Hydrants

Hydrant



- PE-Hydrant
- PE 100 SDR 11 (ISO S5)
- Underground hydrant
- 16 bar Water
- PE spigot d90 mm SDR11
- For pipe covers according to DIN 3221
- Polystyrene drainage element available under 193.281.465

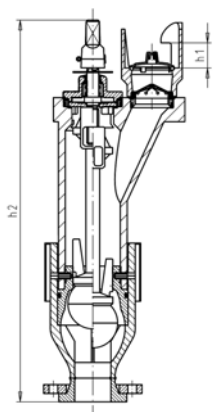


d [mm]	Code	GBP	GP	kg	RD [m]	H1 [mm]	H2 [mm]	H3 [mm]
90	193 281 200	885.03	1	18.500	1.00	50	881	150
90	193 281 201	957.78	1	19.800	1.25	50	1131	150
90	193 281 202	1148.53	1	21.000	1.50	50	1381	150

Hydrant



- Underground hydrant
- PE-Hydrant
- PE 100 SDR 11 (ISO S5)
- 16 bar Water
- PP/steel loose flange acc. DIN 2501
- For pipe covers according to DIN 3221
- Polystyrene drainage element available under 193.281.465



DN [mm]	Code	GBP	GP	kg	RD [m]	H1 [mm]	H2 [mm]
80	193 281 300	924.87	1	20.500	1.00	50	774
80	193 281 301	998.93	1	21.800	1.25	50	1024
80	193 281 302	1197.91	1	23.100	1.50	50	1274



Hydrant Kit for lateral shifted connection

- PE 100 SDR 11 (ISO S5)
- 16 bar Water
- 4 mm pin connectors
- Limited path fusion indicators
- Flange dimensions according to DIN 2501/BS 4504
- For pipe covers according to DIN 3221
- Kit consists of:
 - ELGEF Plus Branch Fitting
 - ELGEF Plus MMN-Duckfoot Bend d90
 - PE-Flange adaptor d90 SDR 11
 - PP-V Backing flange d90 DN 80
 - Flange seal NBR DN 80

d [mm]	DN [mm]	Code	GBP	GP	kg
110	80	193 281 214	382.70	1	3.751
125	80	193 281 215	416.71	1	3.811
160	80	193 281 217	442.21	1	4.121
180	80	193 281 218	450.71	1	4.391



Hydrant Kit for direct connection

- PE 100 SDR 11 (ISO S5)
- 16 bar Water
- 4 mm pin connectors
- Limited path fusion indicators
- For pipe covers according to DIN 3221
- Flange dimensions according to DIN 2501/BS 4504
- Kit consists of:
 - ELGEF Plus Branch Fitting
 - PE-flange adaptor d90 SDR 11
 - PP-V Backing flange d90 DN 80
 - Flange seal NBR DN 80

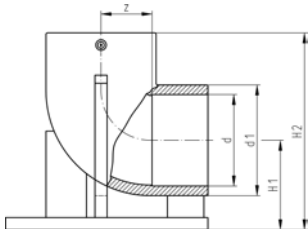
d [mm]	DN [mm]	Code	GBP	GP	kg
110	80	193 281 204	208.44	1	2.141
125	80	193 281 205	242.51	1	2.201
160	80	193 281 207	268.03	1	2.511
180	80	193 281 208	276.52	1	2.781



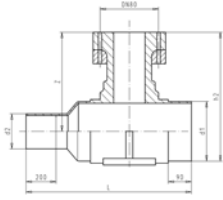
Duckfoot Bend MMN - Piece



- PE 100 SDR 11 (ISO S5)
- 16 bar Water
- Fitted with welded base plate for a better stability
- 4 mm pin connectors
- Limited path fusion indicators
- For pipe covers according to DIN 3221



d [mm]	Code	GBP	GP	kg	d1 [mm]	H1 [mm]	H2 [mm]
90	193 281 102	182.93	1	1.610	113	95	205
110	193 281 103	216.96	1	2.490	136	109	240



Duckfoot Bend (Kit) EN - piece

- PE 100 SDR 11 (ISO S5)
- 16 bar Water
- With flange outlet DN 80 and integrated service outlet d63
- Delivered with ELGEF® Plus Coupler
- For pipe covers according to DIN 3221
- Flange dimensions according to DIN 2501/BS 4504
- O-ring seal at flange front side
- Backing flange material GGG40

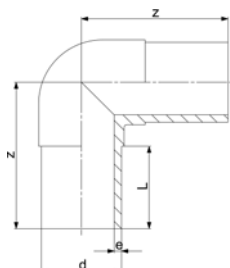
d [mm]	Code	GBP	GP	kg	d1 [mm]	H1 [mm]	H2 [mm]	L [mm]	DN [mm]
90	193 281 147	892.01	1	7.330	63	205	275	690	80
110	193 281 148	892.01	1	6.450	63	205	275	690	80

PE100 - Spigot Fittings for Electrofusion and Butt Fusion (Long Ends)

53 10 10

Elbow 90°, PE100 SDR 11

- Long spigot version
- 10 bar Gas / 16 bar Water

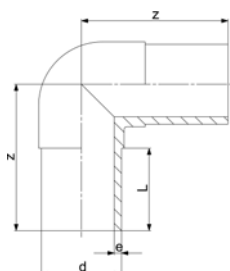


d [mm]	Code	GBP	GP	kg	z [mm]	L [mm]	e [mm]
20	753 101 006	5.30	40	0.027	75	52	3.0
25	753 101 007	5.51	40	0.037	80	52	3.0
32	753 101 008	5.90	100	0.053	85	54	3.0
40	753 101 009	7.52	50	0.093	95	57	3.7
50	753 101 010	10.13	30	0.159	105	63	4.6
63	753 101 011	18.25	40	0.275	115	65	5.8
75	753 101 012	24.02	12	0.413	130	72	6.8
90	753 101 013	27.65	18	0.704	150	81	8.2
110	753 101 014	50.85	10	1.145	165	86	10.0
125	753 101 015	64.70	6	1.609	180	93	11.4
140	753 101 016	72.22	5	1.920	194	92	12.7
160	753 101 017	94.83	5	3.100	210	103	14.6
180	753 101 018	106.50	3	4.319	232	107	16.4
200	753 101 019	145.85	3	5.733	253	117	18.2
225	753 101 020	173.50	1	7.780	270	122	20.5
250	753 101 001	288.97	3	10.500	292	130	22.7
280	753 100 922	486.71	2	15.286	320	140	25.4
315	753 100 923	601.71	-	21.960	370	150	28.6

53 10 08

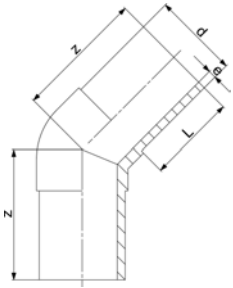
Elbow 90°, PE100 SDR17/17,6

- Long spigot version
- 5 bar Gas / 10 bar Water



d [mm]	Code	GBP	GP	kg	z [mm]	L [mm]	e [mm]
90	753 100 813	24.62	18	0.544	150	81	5,4
110	753 100 814	45.85	10	0.625	165	86	6,6
125	753 100 815	58.42	6	0.927	180	93	7,4
140	753 100 816	71.62	5	1.430	194	92	8,3
160	753 100 817	85.30	5	3.040	210	102	9,5
180	753 100 818	95.94	3	3.750	232	107	10,7
200	753 100 819	131.15	3	4.980	253	115	11,9
225	753 100 820	156.92	1	6.850	270	120	13,4
250	753 100 821	258.68	3	8.274	292	130	14,8
280	753 100 822	390.17	2	11.423	320	140	16,6
315	753 100 823	488.68	1	16.050	370	150	18,7

53 15 10

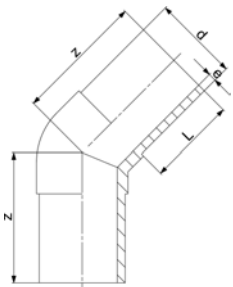


Elbow 45°, PE100 SDR11

- Long spigot version
- 10 bar Gas / 16 bar Water

d [mm]	Code	GBP	GP	kg	z [mm]	L [mm]	e [mm]
20	753 151 006	5.51	40	0.026	70	52	3,0
25	753 151 007	5.94	30	0.035	75	52	3,0
32	753 151 008	7.22	25	0.051	80	54	3,0
40	753 151 009	9.02	30	0.082	85	57	3,7
50	753 151 010	10.21	70	0.137	90	63	4,6
63	753 151 011	18.25	50	0.300	95	65	5,8
75	753 151 012	24.57	12	0.346	105	72	6,8
90	753 151 013	27.65	20	0.578	120	81	8,2
110	753 151 014	44.79	12	0.931	130	86	10,0
125	753 151 015	64.70	6	1.286	140	92	11,4
140	753 151 016	72.22	-	1.600	164	120	12,7
160	753 151 017	94.83	6	2.461	162	102	14,6
180	753 151 018	107.56	5	3.283	170	107	16,4
200	753 151 019	146.45	3	4.371	186	116	18,2
225	753 151 020	174.40	2	6.013	200	123	20,5
250	753 151 021	302.39	3	8.541	220	130	22,7
280	753 150 922	456.24	2	10.924	226	140	25,4
315	753 150 923	553.89	2	14.818	246	150	28,6

53 15 08



Elbow 45°, PE100 SDR17/17,6

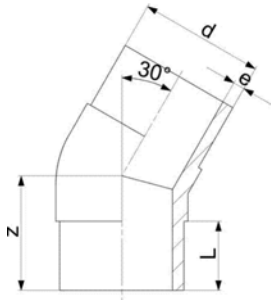
- Long spigot version
- 5 bar Gas / 10 bar Water

d [mm]	Code	GBP	GP	kg	z [mm]	L [mm]	e [mm]
90	753 150 813	24.62	20	0.450	120	81	5,4
110	753 150 814	40.17	12	0.900	130	86	6,6
125	753 150 815	58.42	6	1.250	140	92	7,4
140	753 150 816	71.62	-	1.100	164	120	8,3
160	753 150 817	85.30	6	2.390	162	102	9,5
180	753 150 818	95.94	5	3.060	170	107	10,7
200	753 150 819	131.15	3	4.100	186	116	11,9
225	753 150 820	156.92	2	5.610	205	123	13,4
250	753 150 821	260.17	3	6.227	217	130	14,8
280	753 150 822	392.61	2	7.819	230	140	16,6
315	753 150 823	488.59	2	10.596	246	150	18,7

53 12 09

Elbow 30°, PE100 SDR11

- Long spigot version
- 10 bar Gas / 16 bar Water
- Welded design

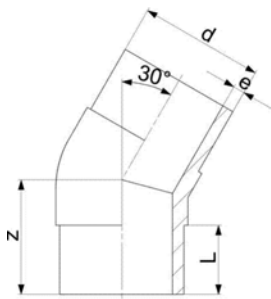


d [mm]	Code	GBP	GP	kg	z [mm]	L [mm]	e [mm]
32	753 120 908	13.70	20	0.050	70	54	3,0
40	753 120 909	16.94	40	0.530	80	57	3,7
50	753 120 910	19.25	6	0.530	80	63	4,6
63	753 120 911	34.38	8	0.207	80	65	5,8
75	753 120 912	49.98	10	0.530	90	72	6,8
90	753 120 913	59.93	6	0.540	100	81	8,2
110	753 120 914	75.06	5	0.840	105	86	10,0
125	753 120 915	87.71	6	1.240	115	92	11,4
140	753 120 916	107.35	4	1.760	135	92	12,7
160	753 120 917	159.09	6	2.050	130	102	14,6
180	753 120 918	177.46	5	2.907	140	107	16,4
200	753 120 919	241.90	2	8.600	150	116	18,2
225	753 120 920	287.26	2	5.360	165	123	20,5
250	753 120 921	467.91	2	7.300	190	130	22,7
280	753 120 922	665.24	1	10.600	200	139	25,4
315	753 120 923	776.64	1	10.100	200	150	28,6

53 12 08

Elbow 30°, PE100 SDR17

- Long spigot version
- 5 bar Gas / 10 bar Water
- Welded design

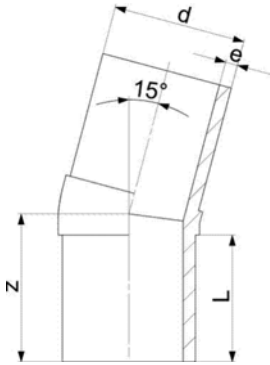


d [mm]	Code	GBP	GP	kg	z [mm]	L [mm]	e [mm]
90	753 120 813	53.24	6	0.430	110	81	5,4
110	753 120 814	66.05	5	0.620	115	86	6,6
125	753 120 815	82.45	2	1.070	125	92	7,4
140	753 120 816	90.00	4	1.490	150	92	8,3
160	753 120 817	142.68	6	1.600	140	102	9,5
180	753 120 818	157.55	5	2.040	150	107	10,7
200	753 120 819	216.44	2	2.780	160	116	11,9
225	753 120 820	258.62	2	3.880	180	123	13,4
250	753 120 821	421.75	2	5.830	200	130	14,8
280	753 120 822	600.00	1	8.100	200	139	16,6
315	753 120 823	698.68	1	11.200	220	150	18,7

53 14 10

Elbow 15° Type L, PE100 SDR11

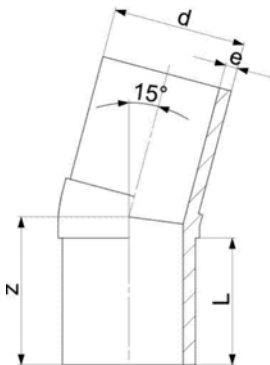
- Long spigot version
- 10 bar Gas / 16 bar Water
- Welded design



d [mm]	Code	GBP	GP	kg	z [mm]	L [mm]	e [mm]
32	753 141 008	13.70	25	0.051	70	54	3.0
40	753 141 009	16.94	15	0.082	80	57	3.7
50	753 141 010	19.25	20	0.137	80	63	4.6
63	753 141 011	34.38	8	0.200	80	65	5.8
75	753 141 012	39.30	2	0.250	90	72	6.8
90	753 141 013	44.97	5	0.487	100	81	8.2
110	753 141 014	73.13	6	0.785	105	86	10.0
125	753 141 015	106.24	6	1.070	115	92	11.4
140	753 141 016	116.19	6	1.600	135	92	12.7
160	753 141 017	155.17	5	2.050	130	102	14.6
180	753 141 018	177.46	2	2.669	140	107	16.4
200	753 141 019	241.90	3	3.440	150	116	18.2
225	753 141 020	287.26	2	4.900	165	123	20.5
250	753 141 021	467.91	1	8.300	190	130	22.7
280	753 141 022	665.24	1	10.600	200	139	25.4
315	753 141 023	776.64	1	13.100	200	150	28.6

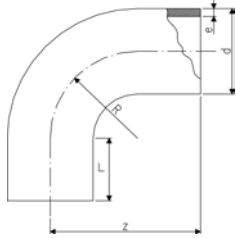
Elbow 15°, PE100 SDR17/17,6

- Long spigot version
- 5 bar Gas / 10 bar Water
- Welded design



d [mm]	Code	GBP	GP	kg	z [mm]	L [mm]	e [mm]
90	753 140 813	40.27	4	0.370	100	81	5.4
110	753 140 814	65.90	3	0.620	105	86	6.6
125	753 140 815	95.80	2	0.990	115	92	7.4
140	753 140 816	105.85	2	0.370	135	92	8.3
160	753 140 817	136.15	5	1.600	130	102	9.5
180	753 140 818	157.71	1	2.040	140	107	10.7
200	753 140 819	216.44	2	2.780	150	116	11.9
225	753 140 820	258.62	2	4.820	165	123	13.4
250	753 140 821	421.75	2	5.830	190	130	14.8
280	753 140 822	600.00	3	8.100	195	139	16.6
315	753 140 823	698.68	1	11.200	200	150	18.7

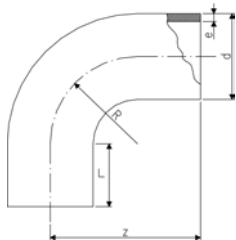
53 00 09

Bend 90°, PE100 SDR11

- Long spigot version
- 10 bar Gas / 16 bar Water
- * made out of seamless pipe

d [mm]	Code	GBP	GP	kg	z [mm]	L [mm]	R [mm]	e [mm]
20	753 001 006	5.43	64	0.020	63	41	20	1,9
25	753 001 007	5.56	-	0.030	68	41	25	2,3
32	753 001 008	19.87	25	0.050	78	46	32	2,9
40	753 001 009	21.75	15	0.090	91	49	40	3,7
50	753 001 010	30.04	-	0.160	107	55	50	4,6
63	753 001 011	42.01	-	0.290	130	63	63	5,8
75	753 001 012	46.71	32	0.300	152	70	75	6,8
90	753 001 013	52.35	-	0.530	168	79	90	8,2
110	753 001 014	67.86	12	0.890	193	82	110	10,0
125	753 001 015	77.82	-	1.290	216	87	125	11,4
140	753 001 016	89.49	-	2.230	232	92	140	12,7
160	753 001 017	107.05	8	2.460	258	98	160	14,6
180	753 001 018	176.79	-	5.000	290	105	180	16,4
200	753 001 019	214.53	-	4.480	317	112	200	18,2
225	753 001 020	254.62	-	9.770	350	120	225	20,5
250	753 001 021	308.16	-	9.230	375	130	250	22,7
280	753 001 022	374.91	-	17.410	430	150	280	25,4
315	753 001 023	465.30	-	23.950	470	150	315	28,6
* 355	753 001 024	1248.37	-	53.300	900	250	533	32,3
* 400	753 001 025	1431.32	-	71.900	980	250	600	36,4
* 450	753 001 026	2022.65	-	97.300	1070	250	675	40,9
* 500	753 001 027	3042.06	-	134.000	1200	280	750	45,5
* 560	753 001 028	3808.05	-	179.300	1290	280	840	50,9
* 630	753 001 029	4893.83	-	243.200	1400	280	945	57,3
* 710	753 001 030	on request	-	469.943	2200	570	1630	64,5
* 800	753 001 031	on request	-	577.131	2200	480	1720	72,6

53 00 08

Bend 90°, PE100 SDR17

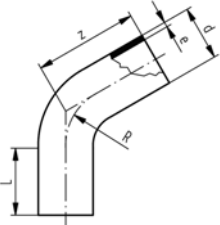
- Long spigot version
- 5 bar Gas / 10 bar Water
- * made out of seamless pipe

d [mm]	Code	GBP	GP	kg	z [mm]	L [mm]	R [mm]	e [mm]
90	753 000 813	42.74	1	0.600	168	79	90	5,4
110	753 000 814	53.46	-	1.000	193	82	110	6,6
125	753 000 815	61.92	-	1.300	216	87	125	7,4
140	753 000 816	71.45	-	2.500	232	92	140	8,3
160	753 000 817	80.68	-	2.500	258	98	160	9,5
180	753 000 818	128.76	-	4.000	290	105	180	10,7
200	753 000 819	154.79	-	6.500	317	112	200	11,9
225	753 000 820	182.56	-	8.500	350	120	225	13,4
250	753 000 821	230.30	-	8.500	375	130	250	14,8
280	753 000 822	259.70	-	15.000	430	150	280	16,6
315	753 000 823	339.19	-	24.000	470	150	315	18,7
* 355	753 000 824	927.39	-	36.700	900	250	533	21,1
* 400	753 000 825	1303.63	1	49.700	980	250	600	23,7
* 450	753 000 826	1845.16	-	66.600	1070	250	675	26,7
* 500	753 000 827	2648.29	-	87.400	1200	280	750	29,7
* 560	753 000 828	3285.76	-	116.000	1290	280	840	33,2
* 630	753 000 829	4098.43	-	159.600	1400	280	945	37,4
* 710	753 000 830	on request	-	317.382	2200	570	1630	42,1
* 800	753 000 831	on request	-	389.859	2200	480	1720	47,4

53 07 10

Bend 60°, PE100 SDR11

- Long spigot version
- 10 bar Gas / 16 bar Water
- made out of seamless pipe

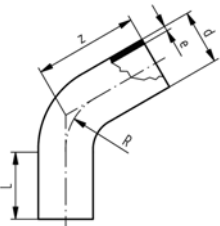


d [mm]	Code	GBP	GP	kg	z [mm]	L [mm]	R [mm]	e [mm]
32	753 071 008	41.00	-	0.070	128	80	48	2,9
40	753 071 009	44.78	-	0.120	135	80	60	3,7
50	753 071 010	62.22	-	0.240	158	100	75	4,6
63	753 071 011	87.15	-	0.420	173	100	95	5,8
75	753 071 012	96.00	-	0.600	182	100	113	6,8
90	753 071 013	106.92	-	0.900	193	100	135	8,2
110	753 071 014	122.05	-	1.780	270	150	165	10,0
125	753 071 015	157.35	-	2.500	283	150	188	11,4
140	753 071 016	178.41	-	2.700	296	150	210	12,7
160	753 071 017	211.11	-	4.500	313	150	240	14,6
180	753 071 018	348.39	-	4.900	330	150	270	16,4
200	753 071 019	422.01	-	6.400	348	150	300	18,2
225	753 071 020	500.54	-	8.600	370	150	338	20,5
250	753 071 021	603.13	-	14.500	500	250	375	22,7
280	753 071 022	724.73	-	19.100	530	250	420	25,4
315	753 071 023	891.74	-	25.600	612	250	473	28,6
355	753 071 024	1514.71	-	41.700	690	300	533	32,3
400	753 071 025	1671.38	-	55.800	730	300	600	36,4
450	753 071 026	2055.04	-	76.000	780	300	675	40,9
500	753 071 027	3090.80	-	104.600	880	350	750	45,5
560	753 071 028	3869.36	-	139.500	930	350	840	50,9
630	753 071 029	4972.78	-	188.500	1000	350	945	57,3

53 07 08

Bend 60°, PE100 SDR17/17,6

- Long spigot version
- 5 bar Gas / 10 bar Water
- made out of seamless pipe

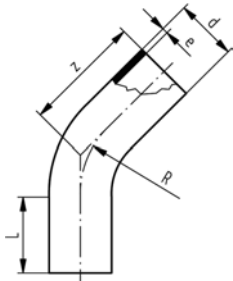


d [mm]	Code	GBP	GP	kg	z [mm]	L [mm]	R [mm]	e [mm]
90	753 070 813	87.33	-	0.600	193	100	135	5,4
110	753 070 814	110.16	-	1.280	270	150	165	6,6
125	753 070 815	125.70	-	1.300	283	150	187	7,4
140	753 070 816	143.69	-	1.800	296	150	210	8,3
160	753 070 817	160.47	-	3.160	313	150	240	9,5
180	753 070 818	254.77	-	3.190	330	150	270	10,7
200	753 070 819	306.90	-	4.200	348	150	300	11,9
225	753 070 820	361.77	-	5.600	370	150	337	13,4
250	753 070 821	452.67	-	9.250	500	250	375	14,8
280	753 070 822	505.31	-	15.000	530	250	420	16,6
315	753 070 823	657.11	-	19.500	612	250	472	18,7
355	753 070 824	965.74	-	30.100	690	300	532	21,1
400	753 070 825	1378.75	-	38.200	730	300	600	23,7
450	753 070 826	1677.39	-	53.700	780	300	675	26,7
500	753 070 827	2407.51	-	73.900	880	350	750	29,7
560	753 070 828	2987.20	-	98.200	930	350	840	33,2
630	753 070 829	3725.94	-	132.300	1000	350	945	37,4

53 05 10

Bend 45°, PE100 SDR11

- Long spigot version
- 10 bar Gas / 16 bar Water
- made out of seamless pipe

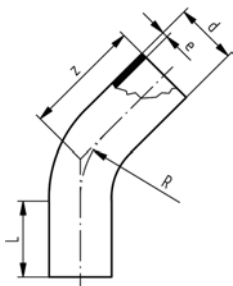


d [mm]	Code	GBP	GP	kg	z [mm]	L [mm]	R [mm]	e [mm]
32	753 051 008	41.00	-	0.077	120	80	48	2,9
40	753 051 009	44.78	-	0.120	120	80	60	3,7
50	753 051 010	55.58	-	0.240	149	100	75	4,6
63	753 051 011	86.57	-	0.360	161	100	95	5,8
75	753 051 012	95.44	-	0.560	168	100	113	6,8
90	753 051 013	105.68	-	0.760	177	100	135	8,2
110	753 051 014	137.28	-	1.700	243	150	165	10,0
125	753 051 015	153.78	-	2.300	253	150	188	11,4
140	753 051 016	173.98	-	2.800	262	150	210	12,7
160	753 051 017	204.92	-	3.800	274	160	240	14,6
180	753 051 018	339.95	-	5.140	287	150	270	16,4
200	753 051 019	411.19	-	5.600	299	150	300	18,2
225	753 051 020	490.51	-	7.400	315	150	338	20,5
250	753 051 021	582.83	-	13.000	440	250	375	22,7
280	753 051 022	696.98	-	15.000	460	250	420	25,4
315	753 051 023	849.97	-	24.930	535	250	473	28,6
355	753 051 024	1484.27	-	39.500	620	300	533	32,3
400	753 051 025	1632.45	-	48.500	650	300	600	36,4
450	753 051 026	2006.08	-	69.800	680	300	675	40,9
500	753 051 027	2809.78	-	96.300	760	350	750	45,5
560	753 051 028	3517.70	-	129.800	800	350	840	50,9
630	753 051 029	4520.62	-	174.000	870	350	945	57,3

53 05 08

Bend 45°, PE100 SDR17/17,6

- Long spigot version
- 5 bar Gas / 10 bar Water
- made out of seamless pipe

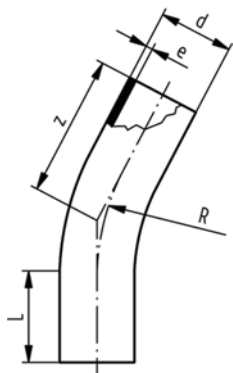


d [mm]	Code	GBP	GP	kg	z [mm]	L [mm]	R [mm]	e [mm]
90	753 050 813	86.47	-	0.600	177	100	135	5,4
110	753 050 814	108.64	-	1.100	243	150	165	6,6
125	753 050 815	123.47	-	1.200	253	150	188	7,4
140	753 050 816	141.21	-	1.720	262	150	210	8,3
160	753 050 817	156.69	-	2.200	274	150	240	9,5
180	753 050 818	249.12	-	3.000	287	150	270	10,7
200	753 050 819	299.91	4	3.700	299	150	300	11,9
225	753 050 820	355.84	-	5.000	315	150	338	13,4
250	753 050 821	438.38	-	10.000	440	250	375	14,8
280	753 050 822	487.39	-	15.000	460	250	420	16,6
315	753 050 823	630.25	-	17.800	535	250	473	18,7
355	753 050 824	956.66	-	25.600	620	300	533	21,1
400	753 050 825	1327.88	1	36.600	650	300	600	23,7
450	753 050 826	1597.35	-	45.300	680	300	675	26,7
500	753 050 827	2188.60	-	62.400	760	350	750	29,7
560	753 050 828	2715.45	-	81.900	800	350	840	33,2
630	753 050 829	3387.29	-	62.400	870	350	945	37,4

53 06 10

Bend 30°, PE100 SDR11

- Long spigot version
- 10 bar Gas / 16 bar Water
- made out of seamless pipe

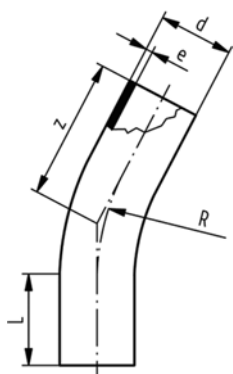


d [mm]	Code	GBP	GP	kg	z [mm]	L [mm]	R [mm]	e [mm]
32	753 061 008	41.00	-	0.077	113	80	48	2,9
40	753 061 009	44.78	-	0.120	116	80	60	3,7
50	753 061 010	61.71	-	0.200	140	100	75	4,6
63	753 061 011	86.34	-	0.400	150	100	95	5,8
75	753 061 012	94.63	-	0.520	155	100	113	6,8
90	753 061 013	104.79	-	0.760	160	100	135	8,2
110	753 061 014	135.58	-	1.500	219	150	165	10,0
125	753 061 015	151.07	-	2.000	225	150	188	11,4
140	753 061 016	169.97	-	2.200	231	150	210	12,7
160	753 061 017	199.55	-	3.300	239	150	240	14,6
180	753 061 018	333.81	-	3.700	247	150	270	16,4
200	753 061 019	404.39	-	4.750	255	150	300	18,2
225	753 061 020	482.65	-	6.300	266	150	338	20,5
250	753 061 021	562.74	-	13.100	385	250	375	22,7
280	753 061 022	668.92	-	16.300	400	250	420	25,4
315	753 061 023	811.37	-	21.850	460	250	473	28,6
355	753 061 024	1484.27	-	34.900	540	300	533	32,3
400	753 061 025	1632.45	-	45.900	560	300	600	36,4
450	753 061 026	2006.08	-	60.200	580	300	675	40,9
500	753 061 027	2809.78	-	83.300	630	350	750	45,5
560	753 061 028	3517.70	-	108.600	680	350	840	50,9
630	753 061 029	4520.62	-	148.300	730	350	945	57,3

53 06 08

Bend 30°, PE100 SDR17

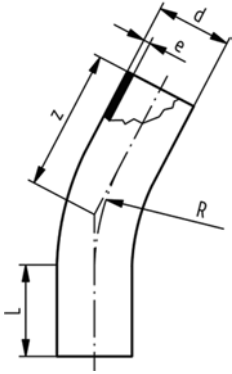
- Long spigot version
- 5 bar Gas / 10 bar Water
- made out of seamless pipe



d [mm]	Code	GBP	GP	kg	z [mm]	L [mm]	R [mm]	e [mm]
90	753 060 813	86.01	-	0.500	160	100	135	5,4
110	753 060 814	107.50	-	1.060	219	150	165	6,6
125	753 060 815	121.62	-	1.100	225	150	188	7,4
140	753 060 816	138.80	-	1.720	231	150	210	8,3
160	753 060 817	153.12	-	1.900	239	150	240	9,5
180	753 060 818	244.99	-	2.500	247	150	270	10,7
200	753 060 819	295.93	-	3.200	255	150	300	11,9
225	753 060 820	350.90	-	7.540	266	150	338	13,4
250	753 060 821	424.14	-	11.600	385	250	375	14,8
280	753 060 822	469.30	-	12.800	400	250	420	16,6
315	753 060 823	605.67	1	25.000	460	250	473	18,7
355	753 060 824	956.66	-	22.700	540	300	533	21,1
400	753 060 825	1327.88	-	29.800	560	300	600	23,7
450	753 060 826	1596.16	-	39.100	580	300	675	26,7
500	753 060 827	2188.60	-	54.000	650	350	750	29,7
560	753 060 828	2715.45	-	70.300	680	350	840	33,2
630	753 060 829	3387.29	-	95.800	730	350	945	37,4

Bend 22°, PE100 SDR11

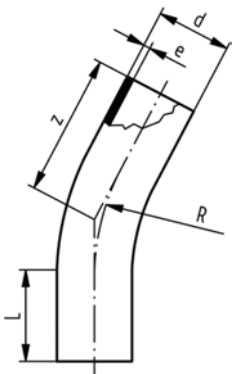
- Long spigot version
- 10 bar Gas / 16 bar Water
- made out of seamless pipe



d [mm]	Code	GBP	GP	kg	z [mm]	L [mm]	R [mm]	e [mm]
32	753 081 008	41.00	-	0.077	113	80	48	2,9
40	753 081 009	44.78	-	0.120	116	80	60	3,7
50	753 081 010	61.71	-	0.200	140	100	75	4,6
63	753 081 011	86.34	-	0.400	150	100	95	5,8
75	753 081 012	94.63	-	0.520	155	100	113	6,8
90	753 081 013	104.79	-	0.760	160	100	135	8,2
110	753 081 014	135.58	-	1.500	219	150	165	10,0
125	753 081 015	151.07	-	2.000	225	150	188	11,4
140	753 081 016	169.97	-	2.200	231	150	210	12,7
160	753 081 017	199.55	-	3.300	239	150	240	14,6
180	753 081 018	333.81	-	3.700	247	150	270	16,4
200	753 081 019	404.39	-	4.750	255	150	300	18,2
225	753 081 020	482.65	5	6.300	266	150	338	20,5
250	753 081 021	562.74	-	13.100	385	250	375	22,7
280	753 081 022	668.92	-	16.300	400	250	420	25,4
315	753 081 023	811.37	-	21.845	460	250	473	28,6
355	753 081 024	1484.27	-	34.900	540	300	533	32,3
400	753 081 025	1632.45	-	45.900	560	300	600	36,4
450	753 081 026	2006.08	-	60.200	580	300	675	40,9
500	753 081 027	2809.78	-	83.300	650	350	750	45,5
560	753 081 028	3517.70	-	108.600	680	350	840	50,9
630	753 081 029	4520.62	-	148.300	730	350	945	57,3

Bend 22°, PE100 SDR17/17,6

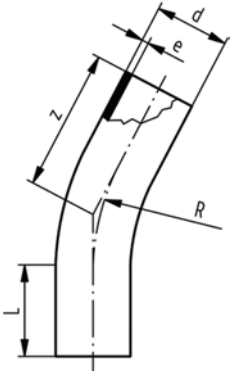
- Long spigot version
- 5 bar Gas / 10 bar Water
- made out of seamless pipe



d [mm]	Code	GBP	GP	kg	z [mm]	L [mm]	R [mm]	e [mm]
90	753 080 813	86.01	-	0.500	160	100	135	5.4
110	753 080 814	107.50	-	1.060	219	150	165	6.6
125	753 080 815	121.62	-	1.100	225	150	188	7.4
140	753 080 816	138.80	-	1.720	231	150	210	8.3
160	753 080 817	153.12	-	1.900	239	150	240	9.5
180	753 080 818	244.99	-	2.500	247	150	270	10.7
200	753 080 819	295.93	-	3.200	255	150	300	11.9
225	753 080 820	350.90	-	7.540	266	150	338	13.4
250	753 080 821	424.14	-	11.600	385	250	375	14.8
280	753 080 822	469.30	-	12.800	400	250	420	16.6
315	753 080 823	605.67	-	25.000	460	250	473	18.7
355	753 080 824	956.66	-	22.700	540	300	533	21.1
400	753 080 825	1327.88	-	29.800	560	300	600	23.7
450	753 080 826	1596.16	-	39.100	580	300	675	26.7
500	753 080 827	2188.60	-	54.000	650	350	750	29.7
560	753 080 828	2715.45	-	70.300	680	350	840	33.2
630	753 080 829	3387.29	-	95.800	730	350	945	37.4

Bend 11°, PE100 SDR11

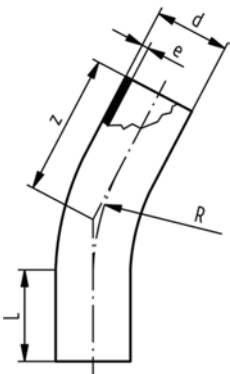
- Long spigot version
- 10 bar Gas / 16 bar Water
- made out of seamless pipe



d [mm]	Code	GBP	GP	kg	z [mm]	L [mm]	R [mm]	e [mm]
32	753 091 008	41.00	-	0.077	113	80	48	2.9
40	753 091 009	44.78	-	0.120	116	80	60	3.7
50	753 091 010	61.71	-	0.200	140	100	75	4.6
63	753 091 011	86.34	-	0.400	150	100	95	5.8
75	753 091 012	94.63	-	0.520	155	100	113	6.8
90	753 091 013	104.79	-	0.760	160	100	135	8.2
110	753 091 014	135.58	-	1.500	219	150	165	10.0
125	753 091 015	151.07	-	2.000	225	150	188	11.4
140	753 091 016	169.97	-	2.200	231	150	210	12.7
160	753 091 017	199.55	-	3.300	239	150	240	14.6
180	753 091 018	333.81	-	3.700	247	150	270	16.4
200	753 091 019	404.39	-	4.750	255	150	300	18.2
225	753 091 020	482.65	-	6.300	266	150	338	20.5
250	753 091 021	562.74	-	13.100	385	250	375	22.7
280	753 091 022	668.92	-	16.300	400	250	420	25.4
315	753 091 023	811.37	-	21.845	460	250	473	28.6
355	753 091 024	1484.27	-	34.900	540	300	533	32.3
400	753 091 025	1632.45	-	45.900	560	300	600	36.4
450	753 091 026	2006.08	-	60.200	580	300	675	40.9
500	753 091 027	2809.78	-	83.300	650	350	750	45.5
560	753 091 028	3517.70	-	108.600	680	350	840	50.9
630	753 091 029	4520.62	-	148.300	730	350	945	57.3

Bend 11°, PE100 SDR17/17,6

- Long spigot version
- 5 bar Gas / 10 bar Water
- made out of seamless pipe

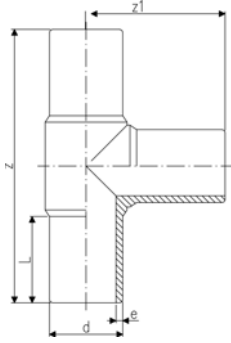



d [mm]	Code	GBP	GP	kg	z [mm]	L [mm]	R [mm]	e [mm]
90	753 090 813	86.01	-	0.500	160	100	135	5.4
110	753 090 814	107.50	-	1.060	219	150	165	6.6
125	753 090 815	121.62	-	1.100	225	150	188	7.4
140	753 090 816	138.80	-	1.720	231	150	210	8.3
160	753 090 817	153.12	-	1.900	239	150	240	9.5
180	753 090 818	244.99	-	2.500	247	150	270	10.7
200	753 090 819	295.93	-	3.200	255	150	300	11.9
225	753 090 820	350.90	-	7.540	266	150	338	13.4
250	753 090 821	424.14	-	11.600	385	250	375	14.8
280	753 090 822	469.30	-	12.800	400	250	420	16.6
315	753 090 823	605.67	-	25.000	460	250	473	18.7
355	753 090 824	956.66	-	22.700	540	300	533	21.1
400	753 090 825	1327.88	-	29.800	560	300	600	23.7
450	753 090 826	1596.16	-	39.100	580	300	675	26.7
500	753 090 827	2188.60	-	54.000	650	350	750	29.7
560	753 090 828	2715.45	-	70.300	680	350	840	33.2
630	753 090 829	3387.29	-	95.800	730	350	945	37.4

53 20 10

Tee 90°, equal PE100 SDR11

- Long spigot version
- 10 bar Gas / 16 bar Water
- * With welded pipes
- * Segment welded and reinforced
- * No pressure reduction factor

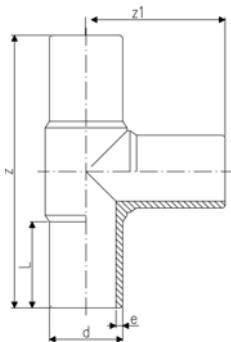



d [mm]	Code	GBP	GP	kg	z [mm]	z1 [mm]	L [mm]	e [mm]
20	753 201 006	5.81	30	0.038	150	75	52	3,0
25	753 201 007	6.71	25	0.054	160	80	52	3,0
32	753 201 008	7.99	20	0.074	170	85	54	3,0
40	753 201 009	9.57	80	0.127	190	95	57	3,7
50	753 201 010	12.65	20	0.217	210	105	63	4,6
63	753 201 011	17.26	25	0.375	230	115	65	5,8
75	753 201 012	26.28	16	0.616	264	132	72	6,8
90	753 201 013	40.47	7	1.031	300	150	81	8,2
110	753 201 014	57.39	7	1.660	330	165	86	10,0
125	753 201 015	80.98	4	2.215	366	183	92	11,4
140	753 201 016	122.35	4	3.200	393	193	92	12,7
160	753 201 017	141.97	4	4.320	420	210	102	14,6
180	753 201 018	200.81	3	5.980	460	230	107	16,4
200	753 201 019	289.06	2	7.760	500	250	117	18,2
225	753 201 020	342.44	1	10.485	540	270	122	20,5
250	753 201 001	486.11	2	14.708	575	288	130	22,7
280	753 200 902	625.04	-	18.670	615	308	139	25,4
315	753 200 903	933.68	-	26.150	695	346	150	28,6
355	753 200 904	1215.26	-	39.800	818	410	165	32,3
400	753 200 905	1816.20	-	42.495	910	455	180	36,4
450	753 200 906	2568.38	-	77.300	970	485	195	40,9
500	753 200 907	3260.17	-	101.000	1060	530	215	45,5
* 560	753 200 908	7411.55	-	153.300	1510	755	230	50,9
* 630	753 200 909	9909.25	-	205.500	1630	815	250	57,3
* 710	753 201 120	on request	1	318.698	1720	860	450	64,5
* 800	753 201 121	on request	1	409.142	1780	890	450	72,6

53 20 08

Tee 90°, equal PE100 SDR17/17,6

- Long spigot version
- 5 bar Gas / 10 bar Water
- * Segment welded and reinforced
- * With welded pipes
- * No pressure reduction factor




d [mm]	Code	GBP	GP	kg	z [mm]	z1 [mm]	L [mm]	e [mm]
90	753 200 813	34.36	7	0.780	300	150	80	5,4
110	753 200 814	48.93	7	1.440	330	165	86	6,6
125	753 200 815	68.85	4	1.646	366	183	92	7,4
140	753 200 816	104.62	4	2.120	396	196	92	8,3
160	753 200 817	121.32	4	3.970	428	214	104	9,5
180	753 200 818	170.85	3	5.450	460	230	105	10,7
200	753 200 819	244.10	2	5.910	500	250	115	11,9
225	753 200 820	290.73	1	8.240	540	270	122	13,4
250	753 200 821	351.07	2	10.793	575	288	130	14,8
280	753 200 802	532.48	2	13.810	615	308	139	16,6
315	753 200 803	680.98	-	18.155	695	346	150	18,7
355	753 200 804	988.12	-	25.850	818	410	165	21,1
400	753 200 805	1360.26	-	35.015	910	455	180	23,7
450	753 200 806	1995.73	-	56.000	970	485	195	26,7
500	753 200 807	2569.19	-	71.000	1060	530	215	29,7
* 560	753 200 808	5285.24	-	99.200	1510	755	230	33,2
* 630	753 200 809	7794.68	-	132.700	1630	815	250	37,4
* 710	753 201 920	on request	1	219.870	1720	860	450	42,1
* 800	753 201 921	on request	1	281.495	1780	890	450	47,4

53 20 10

Tee 90° reduced, moulded, PE100 SDR11

- Long spigot version
- 10 bar Gas / 16 bar Water




d [mm]	d1 [mm]	Code	GBP	GP	kg	z [mm]	z1 [mm]	L [mm]	L1 [mm]	e [mm]	e1 [mm]	
63	50	753 201 044	18.93	10	0.300	215	103	63	56	5.8	4.6	
75	32	753 201 045	29.62	10	0.490	256	108	70	46	6.8	2.9	
75	50	753 201 046	29.62	10	0.530	253	113	70	56	6.8	4.6	
75	63	753 201 047	30.04	10	0.560	255	117	70	63	6.8	5.8	
90	50	753 201 027	39.06	1	0.820	280	117	79	55	8.2	4.6	
90	63	753 201 029	41.88	1	0.775	280	123	79	63	8.2	5.8	
90	75	753 201 030	42.18	3	0.793	272	138	73	68	8.2	6.8	
110	63	753 201 028	62.09	1	1.267	320	147	87	63	10.0	5.8	
110	75	753 201 031	66.20	2	1.244	309	151	82	70	10.0	6.8	
110	90	753 201 032	78.08	1	1.275	320	158	86	79	10.0	8.2	
125	90	753 201 048	76.88	3	2.389	340	170	112	92	11.4	8.2	
125	110	753 201 033	86.32	3	1.860	341	170	90	83	11.4	10.0	
160	63	753 201 034	169.36	1	2.680	343	176	98	65	14.6	5.8	
160	75	753 201 035	170.77	3	2.726	343	180	98	74	14.6	6.8	
160	90	753 201 036	170.77	1	2.775	412	188	101	79	14.6	8.2	
160	110	753 201 037	175.04	1	3.300	412	195	101	82	14.6	10.0	
180	90	753 201 049	216.81	1	4.100	420	200	136	97	16.4	8.2	
180	110	753 201 050	216.81	1	4.379	430	206	130	101	16.4	10.0	
180	160	753 201 038	235.60	1	4.379	411	205	105	94	16.4	14.6	
200	63	753 201 073	316.79	1	7.300	500	190	122	63	18.2	5.8	
200	90	753 201 074	327.48	1	9.730	500	207	122	79	18.2	8.2	
200	110	753 201 075	334.91	1	9.730	500	215	122	82	18.2	10.0	
200	160	753 201 076	358.85	1	9.730	500	234	122	98	18.2	14.6	
225	75	753 201 039	380.21	1	6.500	555	215	120	70	20.5	6.8	
225	90	753 201 040	395.21	3	6.633	558	226	120	80	20.5	8.2	
225	110	753 201 041	398.21	3	6.600	558	235	120	82	20.5	10.0	
225	160	753 201 042	399.40	3	8.095	560	253	120	98	20.5	14.6	
225	180	753 201 043	400.90	1	9.375	560	280	120	105	20.5	16.4	
250	110	753 201 078	476.15	1	9.730	575	242	130	82	22.7	10.0	
250	160	753 201 079	485.38	1	9.730	575	261	127	98	22.7	14.6	
315	110	753 201 051	1151.71	1	15.300	695	277	150	82	28.6	10.0	
315	160	753 201 052	1161.11	1	16.600	695	296	150	102	28.6	14.6	
315	225	753 201 053	1051.74	1	20.500	650	335	170	145	28.6	20.5	
315	250	753 201 054	1179.70	1	22.000	695	325	150	130	28.6	22.7	

53 20 08

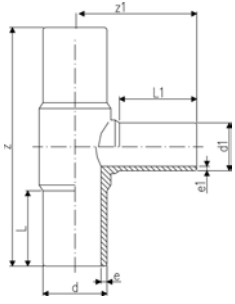
Tee 90° reduced, moulded, PE100 SDR17/17,6

- Long spigot version
- 5 bar Gas / 10 bar Water



d [mm]	d1 [mm]	Code	GBP	GP	kg	z [mm]	z1 [mm]	L [mm]	L1 [mm]	e [mm]	e1 [mm]	e1 [mm]
90	50	753 201 827	35.04	1	0.630	275	117	79	55	5.4	3.0	3.0
90	63	753 200 829	37.39	-	0.560	275	123	79	63	5.4	3.8	3.8
90	75	753 200 830	37.99	6	0.593	272	139	74	71	5.4	4.5	4.5
110	63	753 200 828	55.64	-	0.900	318	147	82	63	6.6	3.8	3.8
110	75	753 200 831	65.38	2	0.882	315	152	84	70	6.6	4.5	4.5
110	90	753 200 832	71.45	-	0.941	318	158	82	79	6.6	5.4	5.4
125	110	753 200 833	77.14	1	1.282	334	168	84	83	7.4	6.6	6.6
160	63	753 200 834	152.39	8	1.950	330	130	86	63	9.5	3.8	3.8
160	75	753 200 835	157.09	-	1.960	343	180	98	74	9.5	4.5	4.5
160	90	753 200 836	157.09	-	1.972	410	188	98	79	9.5	5.4	5.4
160	110	753 200 837	158.50	8	2.414	410	195	98	82	9.5	6.6	6.6
180	90	753 200 844	188.59	1	3.218	422	204	134	97	10.7	5.4	5.4
180	160	753 200 838	211.84	1	5.890	411	205	105	94	10.7	9.5	9.5
200	63	753 201 873	296.15	1	6.800	500	190	122	63	11.9	3.8	3.8
200	90	753 201 874	304.91	1	6.900	500	207	122	79	11.9	5.4	5.4
200	110	753 201 875	322.95	1	7.200	500	215	122	82	11.9	6.6	6.6
200	160	753 201 876	337.22	1	7.400	500	234	122	98	11.9	9.5	9.5
225	75	753 200 839	356.15	-	4.600	555	277	120	70	13.4	4.5	4.5
225	90	753 200 840	356.15	-	4.732	555	226	127	80	13.4	5.4	5.4

table continued next page

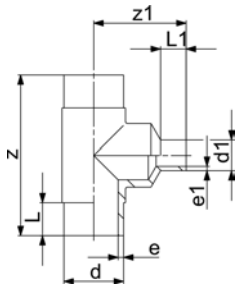


d [mm]	d1 [mm]	Code	GBP	GP	kg	z [mm]	z1 [mm]	L [mm]	L1 [mm]	e [mm]	e1 [mm]	e1 [mm]
225	110	753 200 841	358.59	-	4.700	555	235	127	82	13.4	6,6	6.6
225	160	753 200 842	359.53	-	5.922	555	253	127	98	13.4	9,5	9.5
225	180	753 200 843	360.09	-	7.211	550	280	120	105	13.4	10,7	10.7
250	110	753 201 878	384.06	1	9.400	575	242	130	82	14.8	6,6	6.6
250	160	753 201 879	392.35	1	9.800	575	261	130	98	14.8	9,5	9.5
315	110	753 200 851	967.56	1	10.800	695	277	150	82	18.7	6,6	6.6
315	160	753 200 852	978.72	-	12.200	695	296	150	102	18.7	9,5	9.5
315	225	753 200 853	903.53	-	14.500	650	335	170	145	18.7	13,4	13.4
315	250	753 200 854	997.61	-	15.500	695	325	150	130	18.7	14,8	14.8

53 20 10

Tee 90°, reduced with welded reducer

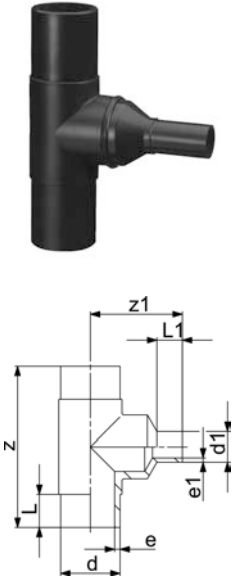
- PE 100 SDR 11 (ISO S5)
- 10 bar Gas / 16 bar Water



d [mm]	d1 [mm]	Code	GBP	GP	kg	z [mm]	z1 [mm]	L [mm]	L1 [mm]	e [mm]	e1 [mm]	e1 [mm]
25	20	753 201 002	15.19	20	0.053	160		52	52	3,0	3,0	
32	20	753 201 003	15.19	10	0.094	170	105	54	52	3,0	3,0	
32	25	753 201 004	15.19	1	0.098	170	110	54	52	3,0	3,0	
40	20	753 201 005	16.78	30	0.155	190	120	57	52	3,7	3,0	
40	25	753 201 069	16.78	30	0.160	190	120	57	52	3,7	3,0	
40	32	753 201 070	16.78	6	0.160	190	120	57	52	3,7	3,0	
50	20	753 201 072	16.78	20	0.252	210	140	63	52	4,6	3,0	
50	25	753 201 077	16.78	10	0.260	210	130	63	52	4,6	3,0	
50	32	753 201 080	16.78	20	0.267	210	130	63	53	4,6	3,0	
50	40	753 201 081	16.78	10	0.276	210	130	63	57	4,6	3,7	
63	32	753 201 082	16.78	6	0.460	230	140	65	53	5,8	3,0	
63	40	753 201 116	16.78	12	0.480	230	145	65	57	5,8	3,7	
75	40	753 201 084	26.15	4	0.755	264	180	72	57	6,8	3,7	
125	63	753 201 085	76.48	8	2.850	366	225	92	61	11,4	5,8	
125	75	753 201 086	76.48	8	2.880	366	235	92	72	11,4	6,8	
140	75	753 201 087	124.62	4	4.050	396	230	92	70	12,7	6,8	
140	90	753 201 089	124.62	4	4.095	396	235	92	79	12,7	8,2	
140	110	753 201 090	124.62	4	3.600	396	240	92	82	12,7	10,0	
140	125	753 201 091	124.62	2	4.170	396	240	92	90	12,7	11,4	
160	125	753 201 092	155.43	4	5.715	420	265	102	92	14,6	11,4	
160	140	753 201 093	155.43	4	5.895	420	270	102	96	14,6	12,7	
180	125	753 201 094	215.70	2	8.930	460	285	107	92	16,4	11,4	
180	140	753 201 095	215.70	1	9.070	460	295	107	110	16,4	12,7	
200	125	753 201 096	314.31	1	10.460	500	295	117	92	18,2	11,4	
200	140	753 201 097	314.31	1	10.570	500	310	117	110	18,2	12,7	
200	180	753 201 098	314.31	1	10.900	500	310	117	110	18,2	16,4	
225	125	753 201 099	350.57	1	14.470	540	320	122	92	20,5	11,4	
225	140	753 201 100	350.57	1	14.574	540	335	122	110	20,5	12,7	
225	200	753 201 101	350.57	1	14.925	540	340	122	117	20,5	18,2	
250	180	753 201 102	445.08	1	18.890	576	350	130	105	22,7	16,4	
250	200	753 201 103	445.08	1	19.220	576	360	130	112	22,7	18,2	
250	225	753 201 104	445.08	1	19.690	576	390	130	120	22,7	20,5	
280	200	753 201 105	604.64	1	24.520	616	410	139	112	25,4	18,2	
280	225	753 201 106	604.64	1	24.755	616	420	139	120	25,4	20,5	
280	250	753 201 107	604.64	1	25.210	616	420	139	130	25,4	22,7	
315	200	753 201 108	1068.21	1	33.950	690	470	150	134	28,6	18,2	
315	280	753 201 109	1068.21	1	34.950	690	480	150	139	28,6	25,4	
355	250	753 201 110	2125.96	1	48.900	818	530	165	130	32,3	22,7	
355	280	753 201 111	2044.79	1	49.300	818	480	165	139	32,3	25,4	
355	315	753 201 112	1656.80	1	49.690	818	480	165	150	32,3	28,6	
400	280	753 201 113	3400.15	1	52.915	910	530	180	139	36,4	25,4	
400	315	753 201 114	2598.19	1	53.625	910	580	180	150	36,4	28,6	
400	355	753 201 115	2885.98	1	54.075	910	675	180	165	36,4	32,3	

Tee 90°, reduced with welded reducer PE100 SDR17/17,6

• 5 bar Gas / 10 bar Water

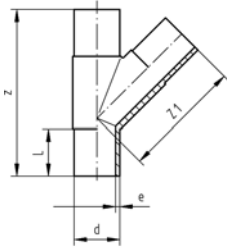


d [mm]	d1 [mm]	Code	GBP	GP	kg	z [mm]	z1 [mm]	L [mm]	L1 [mm]	e [mm]	e1 [mm]
125	63	753 200 801	68.28	4	2.115	366	215	92	61	7.4	3.8
125	75	753 200 810	68.28	6	2.140	366	235	92	72	7.4	4.5
125	90	753 200 811	68.70	8	2.180	366	235	92	80	7.4	5.4
140	75	753 200 812	113.00	4	2.820	396	240	92	70	8.3	4.5
140	90	753 200 822	113.00	5	2.855	396	240	92	78	8.3	5.4
140	110	753 200 823	112.31	4	2.910	396	235	92	82	8.3	6.6
140	125	753 200 824	112.31	4	2.955	396	240	92	87	8.3	7.4
160	125	753 200 825	139.68	4	3.970	428	265	104	90	9.5	5.4
160	140	753 200 826	139.68	4	4.070	428	280	104	96	9.5	8.3
180	110	753 200 827	194.10	2	5.250	460	285	105	92	10.7	6.6
180	125	753 200 845	194.10	2	5.070	460	285	105	90	10.7	7.4
180	140	753 200 846	194.10	1	5.290	460	305	105	110	10.7	8.3
200	125	753 200 847	282.81	1	7.100	500	310	115	92	11.9	7.4
200	140	753 200 848	282.81	1	7.200	500	315	115	110	11.9	8.3
200	180	753 200 849	282.81	-	6.900	500	315	115	110	11.9	10.7
225	125	753 200 850	314.97	1	8.620	540	320	122	92	13.4	7.4
225	140	753 200 855	314.97	-	8.780	540	345	122	110	13.4	8.3
225	200	753 200 856	314.97	-	9.300	540	335	122	115	13.4	11.9
250	180	753 200 857	399.90	1	15.000	576	340	130	105	14.8	10.7
250	200	753 200 858	399.90	-	15.440	576	350	130	112	14.8	11.9
250	225	753 200 859	399.90	1	15.620	576	370	130	120	14.8	13.4
280	200	753 200 860	542.32	-	19.200	616	400	139	112	16.6	11.9
280	225	753 200 861	542.32	-	19.500	616	400	139	120	16.6	13.4
280	250	753 200 862	542.32	-	20.120	616	400	139	130	16.6	14.8
315	200	753 200 863	957.26	-	18.700	690	480	150	134	18.7	11.9
315	280	753 200 864	957.26	-	26.940	690	480	150	139	18.7	16.6
355	250	753 200 865	1920.51	-	35.770	818	480	165	130	21.1	14.8
355	280	753 200 866	1819.71	-	36.330	818	480	165	139	21.1	16.6
355	315	753 200 867	1369.94	-	37.740	818	490	165	150	21.1	18.7
400	280	753 200 868	2288.72	-	48.330	910	540	180	139	23.7	16.6
400	315	753 200 869	2209.11	1	48.880	910	580	180	150	23.7	18.7
400	355	753 200 870	1824.69	-	50.020	910	675	180	165	23.7	21.1

53 25 10

Tee 45° equal PE100 SDR11

- Long spigot version
- 10 bar Gas / 16 bar Water

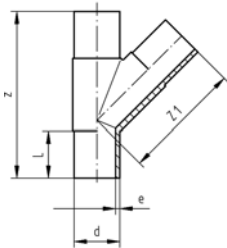


d [mm]	Code	GBP	GP	kg	z [mm]	z1 [mm]	L [mm]	e [mm]
63	753 251 011	107.09	26	0.500	255	158	63	5,8
75	753 251 012	161.71	-	0.800	301	190	70	6,8
90	753 251 013	250.13	10	1.300	368	234	79	8,2
110	753 251 014	355.13	6	1.800	395	260	82	10,0

53 25 10

Tee 45° equal PE100 SDR17/17,6

- 5 bar Gas / 10 bar Water

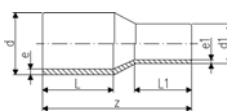


d [mm]	Code	GBP	GP	kg	z [mm]	z1 [mm]	L [mm]	e [mm]
90	753 251 063	225.13	-	0.800	368	234	79	5,4
110	753 251 064	319.62	-	1.400	395	260	82	6,6

53 90 10

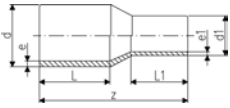
Reducer PE100 SDR11

- Long spigot version
- 10 bar Gas / 16 bar Water



d [mm]	d1 [mm]	Code	GBP	GP	kg	z [mm]	L [mm]	L1 [mm]	e [mm]	e1 [mm]
25	20	753 901 038	3.63	40	0.022	115	52	52	3,0	3,0
32	20	753 901 042	4.15	100	0.028	120	54	52	3,0	3,0
32	25	753 901 041	4.15	45	0.031	120	54	52	3,0	3,0
40	20	753 901 048	5.94	40	0.040	130	57	52	3,7	3,0
40	25	753 901 047	5.94	50	0.043	130	57	52	3,7	3,0
40	32	753 901 046	5.94	40	0.047	130	57	53	3,7	3,0
50	20	753 901 055	6.28	20	0.064	150	63	52	4,6	3,0
50	25	753 901 054	6.45	45	0.066	140	63	52	4,6	3,0
50	32	753 901 053	7.09	40	0.067	140	63	53	4,6	3,0
50	40	753 901 052	7.09	25	0.079	140	63	57	4,6	3,7
63	32	753 901 060	9.62	50	0.109	150	65	53	5,8	3,0
63	40	753 901 059	9.62	50	0.119	150	65	57	5,8	3,7
63	50	753 901 058	9.62	50	0.130	150	65	63	5,8	4,6

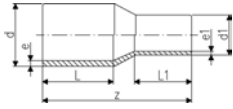
table continued next page



d	d1	Code	GBP	GP	kg	z	L	L1	e	e1
[mm]	[mm]					[mm]	[mm]	[mm]	[mm]	[mm]
75	40	753 901 063	13.24	60	0.178	170	72	57	6,8	3,7
75	50	753 901 064	14.83	50	0.191	170	72	63	6,8	4,6
75	63	753 901 065	14.83	50	0.216	170	72	65	6,8	5,8
90	50	753 901 072	14.83	18	0.291	190	81	63	8,2	4,6
90	63	753 901 071	20.26	18	0.317	190	81	65	8,2	5,8
90	75	753 901 070	20.26	18	0.361	190	81	70	8,2	6,8
110	63	753 901 078	26.88	24	0.469	205	86	65	10,0	5,8
110	75	753 901 077	26.88	10	0.497	205	86	70	10,0	6,8
110	90	753 901 076	26.88	9	0.557	205	86	81	10,0	8,2
125	63	753 901 083	32.48	15	0.579	214	87	63	11,4	5,8
125	75	753 901 082	28.89	15	0.660	210	92	72	11,4	6,8
125	90	753 901 081	32.48	15	0.735	212	92	81	11,4	8,2
125	110	753 901 080	32.48	15	0.819	212	92	86	11,4	10,0
140	75	753 901 086	46.71	14	0.560	230	110	70	12,7	6,8
140	90	753 901 087	46.71	10	0.690	230	110	79	12,7	8,2
140	110	753 901 084	46.71	12	0.820	230	110	88	12,7	10,0
140	125	753 901 085	46.71	12	0.988	235	110	90	12,7	11,4
160	90	753 901 088	62.52	10	1.060	244	120	79	14,6	8,2
160	110	753 901 090	62.52	5	1.240	244	102	86	14,6	10,0
160	125	753 901 089	62.52	5	1.403	245	102	92	14,6	11,4
160	140	753 901 032	62.52	10	1.350	260	120	110	14,6	12,7
180	90	753 901 073	69.87	8	1.530	245	105	79	16,4	8,2
180	110	753 901 074	69.87	8	1.720	270	105	82	16,4	10,0
180	125	753 901 091	69.87	6	1.753	258	107	92	16,4	11,4
180	140	753 901 075	75.94	8	1.980	270	120	110	16,4	12,7
180	160	753 901 033	75.94	4	2.044	255	107	102	16,4	14,6
200	140	753 901 066	71.04	6	2.310	275	120	110	18,2	12,7
200	160	753 901 092	88.38	6	2.472	265	117	102	18,2	14,6
200	180	753 901 034	88.38	-	2.580	265	117	107	18,2	16,4
225	140	753 901 067	114.07	4	2.900	295	130	110	20,5	12,7
225	160	753 901 096	141.92	3	3.118	279	122	102	20,5	14,6
225	180	753 901 095	141.92	4	3.277	280	122	107	20,5	16,4
225	200	753 901 094	141.92	4	3.538	280	122	117	20,5	18,2
250	160	753 901 000	192.91	-	2.385	300	130	100	22,7	14,6
250	180	753 901 068	201.84	6	4.050	295	130	105	22,7	16,4
250	200	753 901 001	201.84	-	2.385	315	130	112	22,7	18,2
250	225	753 901 002	201.84	-	2.385	332	130	120	22,7	20,5
280	200	753 901 098	253.42	6	6.850	333	140	112	25,4	18,2
280	225	753 901 099	253.42	5	6.090	335	140	120	25,4	20,5
280	250	753 901 003	241.45	-	2.385	340	140	130	25,4	22,7
315	200	753 901 004	308.22	2	2.385	380	180	134	28,6	18,2
315	225	753 901 097	345.77	-	7.790	365	150	120	28,6	20,5
315	250	753 901 005	345.77	-	2.385	365	150	130	28,6	22,7
315	280	753 901 012	345.77	6	8.800	365	150	139	28,6	25,4
355	250	753 901 013	1701.58	6	9.100	390	165	130	32,3	22,7
355	280	753 901 014	1589.01	6	9.500	390	165	139	32,3	25,4
355	315	753 901 015	1056.67	6	9.900	390	165	150	32,3	28,6
400	280	753 901 016	1638.95	6	10.420	415	180	139	36,4	25,4
400	315	753 901 017	1500.48	6	11.130	415	180	150	36,4	28,6
400	355	753 901 018	883.14	6	11.600	420	180	165	36,4	32,3
450	280	753 901 019	2671.73	6	16.200	389	195	139	40,9	25,4
450	315	753 901 020	2456.75	6	16.700	390	195	150	40,9	28,6
450	355	753 901 022	2139.53	6	17.500	393	195	164	40,9	32,3
450	400	753 901 024	1904.48	3	18.500	395	195	179	40,9	36,4
500	315	753 901 025	3630.40	3	21.900	422	212	150	45,5	28,6
500	355	753 901 026	3303.96	3	22.600	424	212	164	45,5	32,3
500	400	753 901 027	2929.59	3	23.600	426	212	179	45,5	36,4
500	450	753 901 029	2658.11	3	25.100	428	212	195	45,5	40,9
560	355	753 901 030	4171.06	3	30.100	459	230	164	50,9	32,3
560	400	753 901 039	3590.58	3	31.000	461	230	179	50,9	36,4
560	450	753 901 040	3504.54	3	32.400	463	230	195	50,9	40,9
560	500	753 901 043	3019.79	3	34.100	466	230	212	50,9	45,5
630	400	753 901 044	5422.94	3	41.900	502	250	179	57,3	36,4
630	450	753 901 045	5126.07	3	43.100	503	250	195	57,3	40,9
630	500	753 901 049	4666.24	3	44.700	506	250	212	57,3	45,5
630	560	753 901 050	3813.88	3	46.800	506	250	230	57,3	50,9

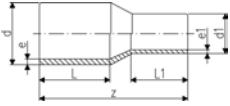
Reducer PE100 SDR17/17,6

- Long spigot version
- 5 bar Gas / 10 bar Water



d [mm]	d1 [mm]	Code	GBP	GP	kg	z [mm]	L [mm]	L1 [mm]	e [mm]	e1 [mm]
90	63	753 900 872	20.26	40	0.216	182	79	70	5,4	3,8
90	75	753 900 870	20.26	40	0.202	185	79	70	5,4	4,5
110	63	753 900 877	26.88	30	0.326	185	82	63	6,6	3,8
110	90	753 900 876	26.88	22	0.650	205	85	80	6,6	5,4
125	63	753 900 882	32.48	10	0.610	200	87	63	7,4	3,8
125	90	753 900 881	32.48	9	0.700	215	90	80	7,4	5,4
125	110	753 900 880	32.48	9	0.810	215	90	85	7,4	6,6
140	75	753 900 886	37.50	14	0.560	230	112	70	8,3	4,5
140	90	753 900 887	37.50	14	0.610	230	112	79	8,3	5,4
140	110	753 900 884	46.71	-	0.660	230	112	82	8,3	6,6
140	125	753 900 885	46.71	12	0.712	235	115	87	8,3	7,4
160	90	753 900 888	62.52	-	0.752	248	120	85	9,5	5,4
160	110	753 900 890	62.52	10	0.930	245	100	85	9,5	6,6
160	125	753 900 889	62.52	8	1.380	245	100	90	9,5	7,4
160	140	753 900 831	62.52	10	1.380	260	120	110	9,5	8,3
180	90	753 900 873	69.87	8	1.010	237	105	79	10,7	5,4
180	110	753 900 874	69.87	-	1.600	270	120	92	10,7	6,6
180	125	753 900 891	69.87	4	1.710	255	105	90	10,7	7,4
180	140	753 900 875	75.94	8	1.720	270	120	110	10,7	8,3
180	160	753 900 832	75.94	4	2.100	255	105	100	10,7	9,5
200	140	753 900 866	88.38	6	1.800	275	120	110	11,9	8,3
200	160	753 900 892	88.38	4	2.370	265	115	100	11,9	9,5
200	180	753 900 893	88.38	4	2.580	265	115	105	11,9	10,7
225	140	753 900 867	141.92	4	1.450	280	120	100	13,4	8,3
225	160	753 900 896	141.92	4	2.980	280	120	100	13,4	9,5
225	180	753 900 895	141.92	4	3.160	280	120	105	13,4	10,7
225	200	753 900 894	141.92	8	3.750	280	120	115	13,4	11,9
250	160	753 900 800	192.91	-	2.850	290	130	100	14,8	9,5
250	180	753 900 868	201.84	6	3.100	295	130	105	14,8	10,7
250	200	753 900 801	201.84	-	3.210	302	130	112	14,8	11,9
250	225	753 900 802	201.84	6	2.385	332	162	120	14,8	13,4
280	200	753 900 898	279.27	6	3.800	333	140	112	16,6	11,9
280	225	753 900 899	279.27	5	4.100	335	140	120	16,6	13,4
280	250	753 900 803	241.45	-	2.385	340	140	130	16,6	14,8
315	200	753 900 804	306.34	-	6.200	380	180	134	18,7	11,9
315	225	753 900 807	345.77	-	6.200	365	150	120	18,7	13,4
315	250	753 900 805	345.77	-	6.420	365	150	130	18,7	14,8
315	280	753 900 806	345.77	-	5.940	365	150	140	18,7	16,6
355	250	753 900 808	1623.76	6	5.270	390	165	130	21,1	14,8
355	280	753 900 809	1486.57	6	5.830	390	165	140	21,1	16,6
355	315	753 900 810	874.96	6	7.240	390	165	150	21,1	18,7
400	280	753 900 811	1757.21	1	7.930	415	180	140	23,7	16,6
400	315	753 900 812	1648.83	6	8.480	415	180	150	23,7	18,7
400	355	753 900 813	1126.04	3	9.620	420	180	165	23,7	21,1
450	280	753 900 814	2490.55	3	11.500	389	195	140	26,7	16,6
450	315	753 900 815	2242.14	3	11.600	390	195	150	26,7	18,7
450	355	753 900 816	1925.74	3	11.900	393	195	164	26,7	21,1
450	400	753 900 817	1533.68	3	12.700	395	195	179	26,7	23,7
500	315	753 900 818	3426.16	3	15.500	422	212	150	29,7	18,7
500	355	753 900 819	3064.55	3	15.700	424	212	164	29,7	21,1
500	400	753 900 820	2672.40	3	16.200	426	212	179	29,7	23,7
500	450	753 900 821	2211.73	3	17.000	428	212	195	29,7	26,7
560	355	753 900 822	3913.22	3	21.400	459	230	164	33,2	21,1
560	400	753 900 823	3477.56	3	21.700	461	230	179	33,2	23,7
560	450	753 900 824	3029.59	3	22.300	463	230	195	33,2	26,7
560	500	753 900 825	2489.48	3	23.200	466	230	212	33,2	29,7
630	400	753 900 826	5116.38	3	29.700	502	250	179	37,4	23,7
630	450	753 900 827	4585.95	3	30.100	503	250	195	37,4	26,7
630	500	753 900 828	4100.12	3	30.800	506	250	212	37,4	29,7
630	560	753 900 829	3320.91	3	31.900	506	250	230	37,4	33,3
710	500	753 900 833	on request	1	58.796	790	300	300	42,1	29,7
710	560	753 900 834	on request	1	60.578	770	300	300	42,1	33,2

table continued next page



d [mm]	d1 [mm]	Code	GBP	GP	kg	z [mm]	L [mm]	L1 [mm]	e [mm]	e1 [mm]
710	630	753 900 835	on request	1	62.448	740	300	300	42,1	37,4
800	560	753 900 836	on request	1	75.842	800	300	300	47,4	33,2
800	630	753 900 837	on request	1	78.255	780	300	300	47,4	37,4
800	710	753 900 838	on request	1	80.504	750	300	300	47,4	42,1
900	630	753 900 839	on request	1	99.282	820	300	300	53,3	37,4
900	710	753 900 840	on request	1	100.908	790	300	300	53,3	42,1
900	800	753 900 841	on request	1	103.578	760	300	300	53,3	47,4
1000	710	753 900 842	on request	1	124.232	820	300	300	59,3	42,1
1000	800	753 900 843	on request	1	125.277	780	300	300	59,3	47,4
1000	900	753 900 844	on request	1	126.638	740	300	300	59,3	53,3

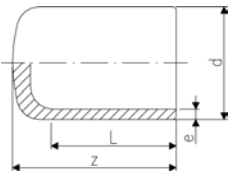
53 96 10

Cap PE100 SDR11

- Long spigot version
- 10 bar Gas / 16 bar Water

Note:

* Fabricated fitting made from pipe



d [mm]	Code	GBP	GP	kg	z [mm]	L [mm]	e [mm]
20	753 961 006	4.57	50	0.009	52	52	3,0
25	753 961 007	4.91	50	0.013	52	52	3,0
32	753 961 008	6.37	50	0.017	54	54	3,0
40	753 961 009	7.61	100	0.031	57	57	3,7
50	753 961 010	9.70	30	0.050	63	63	4,6
63	753 961 011	12.99	50	0.085	65	65	5,8
75	753 961 012	23.97	40	0.145	80	72	6,8
90	753 961 013	29.27	50	0.240	90	81	8,2
110	753 961 014	37.22	30	0.387	98	86	10,0
125	753 961 015	42.65	12	0.546	105	92	11,4
140	753 961 016	53.63	12	0.835	136	92	12,7
160	753 961 017	56.07	8	1.026	120	102	14,6
180	753 961 018	77.18	10	1.369	128	107	16,4
200	753 961 019	96.28	5	1.839	138	115	18,2
225	753 961 020	114.70	5	2.500	148	122	20,5
250	753 961 021	132.18	-	3.927	205	130	22,7
280	753 960 922	186.24	-	5.344	235	139	25,4
315	753 960 923	255.04	-	7.176	255	150	28,6
355	753 960 924	414.66	-	9.780	280	165	32,3
400	753 960 925	731.71	-	13.370	310	180	36,4
* 450	753 960 926	1087.38	-	20.800	275	195	40,9
* 500	753 960 927	1313.82	-	28.400	297	212	45,5
* 560	753 960 928	1549.81	-	39.100	325	230	50,9
* 630	753 960 929	2024.33	-	59.700	355	250	57,3

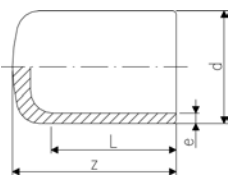
53 96 08

Cap PE100 SDR17/17,6

- Long spigot version
- 5 bar Gas / 10 bar Water

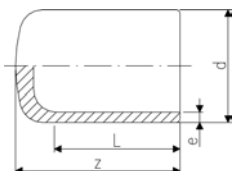
Note:

* Fabricated fitting made from pipe



d [mm]	Code	GBP	GP	kg	z [mm]	L [mm]	e [mm]
50	753 960 810	8.63	40	0.036	70	55	3,0
63	753 960 811	12.86	-	0.066	82	63	3,8
75	753 960 812	24.10	-	0.105	92	70	4,5
90	753 960 813	29.15	50	0.220	90	81	5,4
110	753 960 814	37.18	30	0.350	98	86	6,6
125	753 960 815	42.56	12	0.520	105	92	7,4
140	753 960 816	53.16	12	0.522	136	92	8,3
160	753 960 817	56.03	8	0.990	120	102	9,5
180	753 960 818	77.18	10	1.360	128	107	10,7
200	753 960 819	96.03	5	1.880	138	115	11,9
225	753 960 820	114.70	5	2.420	148	122	13,4
250	753 960 821	132.18	-	2.547	205	130	14,8

table continued next page



d [mm]	Code	GBP	GP	kg	z [mm]	L [mm]	e [mm]
280	753 960 822	186.24	-	3.523	235	139	16,6
315	753 960 823	255.04	-	4.758	255	150	18,7
355	753 960 824	414.66	-	6.510	280	165	21,1
400	753 960 825	731.71	1	9.330	310	180	23,7
* 450	753 960 826	923.69	-	15.800	265	195	26,7
* 500	753 960 827	1080.64	-	21.400	287	212	29,7
* 560	753 960 828	1236.36	-	29.400	310	230	33,2
* 630	753 960 829	1597.71	-	41.400	340	250	37,4
* 710	753 960 830	on request	-	53.950	310	190	42,1
* 800	753 960 831	on request	-	73.281	320	190	47,4
* 900	753 960 832	on request	-	98.923	330	190	53,5
* 1000	753 960 833	on request	-	123.925	340	190	59,3

538000



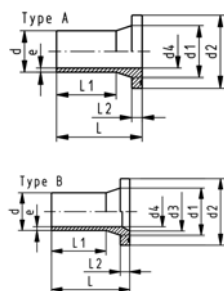
Flange adaptor PE100 S5/SDR11 Combined jointing face: flat and serrated

Model:

- Long spigot
- For butt-, IR Plus® and electrofusion
- Suitable for flange connections to metric (from d110 also to ANSI/ASME B16.5)
- Up to d315, suitable for butterfly valve type 567,568 and 037
- Gasket d20-d630: Profile flange gasket NBR No. 45 44 07, EPDM No. 48 44 07
- Gasket d710-d1000: flat gasket EPDM No. 48 40 03
- 10 bar Gas / 16 bar Water

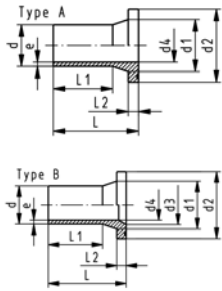
* Type B with chamfer

d [mm]	DN [mm]	FM	Code	GBP	GP	kg
20	15	IR	753 800 006	4.49	50	0.022
25	20	IR	753 800 007	4.66	-	0.034
32	25	IR	753 800 008	5.43	25	0.051
40	32	IR	753 800 009	6.45	60	0.076
50	40	IR	753 800 010	8.25	50	0.107
63	50	IR	753 800 011	9.62	70	0.174
* 75	65	IR	753 800 012	12.14	30	0.300
* 90	80	IR	753 800 013	15.98	24	0.440
* 110	100	IR	753 800 014	19.91	16	0.685
* 125	100	IR	753 800 015	24.57	16	0.836
* 140	125	IR	753 800 016	31.54	6	1.295
* 160	150	IR	753 800 017	35.21	6	1.644
* 180	150	IR	753 800 018	55.43	6	1.873
* 200	200	IR	753 800 019	63.29	4	2.758
* 225	200	IR	753 800 020	68.08	4	2.972
* 250	250	--	753 800 021	104.49	6	4.535
* 280	250	--	753 800 022	138.08	5	4.925
* 315	300	--	753 800 023	175.17	2	6.393
* 355	350	--	753 800 024	303.08	2	10.400
* 400	400	--	753 800 025	975.78	1	14.600
* 450	500	--	753 800 026	1337.82	1	24.800
* 500	500	--	753 800 027	1515.74	1	27.400
* 560	600	--	753 800 028	1996.03	1	38.000
* 630	600	--	753 800 029	2465.56	1	42.300



d [mm]	DN [mm]	d1 [mm]	d2 [mm]	d3 [mm]	d4 [mm]	L [mm]	L1 [mm]	L2 [mm]	e [mm]
20	15	27	45		16	85	41	7	1.9
25	20	33	58		20	85	41	9	2.3
32	25	40	68		26	85	44	10	3.0
40	32	50	78		32	85	49	11	3.7
50	40	61	88		40	104	55	12	4.6
63	50	75	102		51	98	69	14	5.8
* 75	65	89	122	66	61	125	89	16	6.8
* 90	80	105	138	78	73	140	103	17	8.2
* 110	100	125	158	100	90	160	114	18	10.0
* 125	100	132	158	114	102	170	125	25	11.4

table continued next page



d [mm]	DN [mm]	d1 [mm]	d2 [mm]	d3 [mm]	d4 [mm]	L [mm]	L1 [mm]	L2 [mm]	e [mm]
* 140	125	155	188	127	114	200	147	25	12.7
* 160	150	175	212	151	130	200	147	25	14.6
* 180	150	180	212	158	147	200	170	30	16.4
* 200	200	232	268	203	163	200	128	32	18.2
* 225	200	235	268	210	184	200	138	32	20.5
* 250	250	285	320	245	204	219	138	35	22.7
* 280	250	291	320	265	229	231	144	35	25.4
* 315	300	335	370	300	257	239	158	35	28.6
* 355	350	373	430	340	290	260	176	40	32.3
* 400	400	427	482	385	327	290	186	46	36.3
* 450	500	514	585	400	368	333	195	60	40.9
* 500	500	530	585	440	409	350	212	60	45.5
* 560	600	615	685	490	458	365	230	60	50.9
* 630	600	642	685	545	515	385	250	60	57.3

538000
538001

Flange adaptor PE100 SDR17/17.6 Combined jointing face: flat and serrated

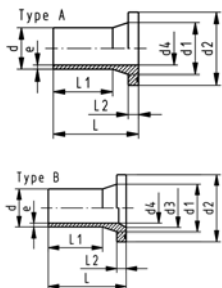
Model:

- Long spigot
- For butt-, IR Plus® and electrofusion
- Suitable for flange connections to metric (from d110 also to ANSI/ASME B16.5)
- Up to d315, suitable for butterfly valve type 567,568 and 037
- Gasket d20-d630: Profile flange gasket NBR No. 45 44 07, EPDM No. 48 44 07
- Gasket d710-d1000: flat gasket EPDM No. 48 40 03
- 5 bar Gas / 10 bar Water

* Type B with chamfer

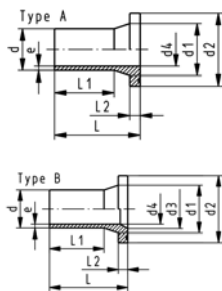


d [mm]	DN [mm]	FM	Code	GBP	GP	kg
50	40	--	753 800 085	8.12	10	0.110
63	50	--	753 800 086	9.62	32	0.143
75	65	--	753 800 087	12.14	18	0.246
90	80	--	753 800 088	15.85	24	0.351
110	100	IR	753 800 089	19.79	16	0.531
* 125	100	IR	753 800 090	24.53	16	0.629
* 140	125	IR	753 800 091	31.54	6	0.973
* 160	150	IR	753 800 092	35.60	6	1.257
180	150	IR	753 800 093	55.77	6	1.364
* 200	200	IR	753 800 094	62.95	4	2.212
* 225	200	IR	753 800 095	68.08	4	2.233
* 250	250	--	753 800 096	82.31	6	3.595
* 280	250	--	753 800 097	124.32	5	3.355
* 315	300	--	753 800 098	163.03	2	5.320
* 355	350	--	753 800 099	282.01	2	16.200
* 400	400	--	753 800 100	497.48	1	10.300
450	500	--	753 800 101	1241.86	1	15.800
500	500	--	753 800 102	1260.05	1	19.100
560	600	--	753 800 103	1252.09	1	27.500
630	600	--	753 800 104	1496.67	1	30.000



d [mm]	d1 [mm]	d2 [mm]	d3 [mm]	d4 [mm]	L [mm]	L1 [mm]	L2 [mm]	e [mm]
50	61	88		44	104	55	12	3.0
63	75	102		55	120	65	14	3.8
75	89	122		66	130	75	16	4.5
90	105	138		79	140	103	17	5.4
110	125	158		96	160	117	18	6.6
* 125	132	158	114	110	170	125	25	7.4
* 140	155	188	127	123	200	147	25	8.3
* 160	175	212	158	141	200	147	25	9.5
180	180	212		158	200	170	30	10.7
* 200	232	268	203	176	200	128	32	11.9
* 225	235	268	210	198	200	138	32	13.4
* 250	285	320	245	220	220	148	25	14.8
* 280	291	320	265	246	230	154	25	16.6

table continued next page



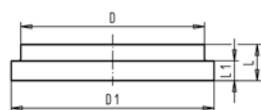
d [mm]	d1 [mm]	d2 [mm]	d3 [mm]	d4 [mm]	L [mm]	L1 [mm]	L2 [mm]	e [mm]
* 315	335	370	300	277	242	166	36	18.7
* 355	373	430	340	312	261	179	30	21.1
* 400	427	483	385	352	290	196	33	23.7
450	514	585		396	333	195	60	26.7
500	530	585		440	350	212	60	29.7
560	615	685		493	365	230	60	33.2
630	642	685		555	385	250	60	37.4

53 96 06

End blank PE For butt fusion systems metric

Model:

- Suitable for metric backing flanges



d [mm]	DN [mm]	PN	Code	GBP	kg	D [mm]	D1 [mm]	L [mm]	L1 [mm]
63	50	16	753 960 611	67.12	0.154	75	102	30	14
75	65	16	753 960 612	71.12	0.230	89	122	30	16
90	80	16	753 960 613	80.32	0.307	105	138	30	17
110	100	16	753 960 614	85.67	0.416	125	158	30	18
125	100	16	753 960 615	85.67	0.478	132	158	35	25
140	125	16	753 960 616	122.23	0.713	155	188	40	25
160	150	16	753 960 617	164.25	0.952	175	212	40	25
180	150	16	753 960 618	182.77	1.030	180	212	45	30
200	200	16	753 960 619	231.03	1.795	232	268	50	32
225	200	16	753 960 620	259.29	2.044	235	268	50	32
250	250	16	753 960 621	274.87	3.158	285	320	55	35
280	250	16	753 960 622	373.07	4.157	291	320	60	35
315	300	16	753 960 623	643.78	5.249	335	370	65	35
355	350	16	753 960 624	975.82	7.698	373	430	70	40
400	400	16	753 960 625	1116.73	10.966	427	482	75	46
450	500	16	753 960 626	1835.76	18.671	510	585	80	60
500	500	16	753 960 627	2242.45	22.865	530	585	90	60
560	600	16	753 960 628	3225.68	31.447	615	685	100	60
630	600	16	753 960 629	3476.33	36.074	642	685	110	60

53 70 06

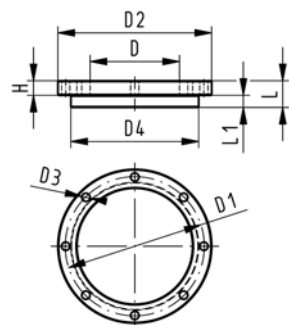
Blanking flange set PE Combined jointing face flat and serrated metric

Model:

- d63 - d315: Backing Flange PP-V with End Blank PE
- d355 - d630: Backing Flange PP/Steel with End Blank PE
- Connecting dimensions: ISO 7005, EN 1092, DIN 2501
- **Bolt circle PN 10**

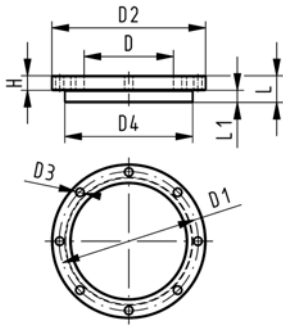
AL: number of holes

L: length of the End Blank



d [mm]	DN [mm]	PN	Code Code	GBP	kg
63	50	16	753 700 611	on request	0.674
75	65	16	753 700 612	on request	0.910
90	80	16	753 700 613	on request	1.067
110	100	16	753 700 614	on request	1.216
125	100	16	753 700 615	on request	1.678
140	125	16	753 700 616	on request	1.913
160	150	16	753 700 617	on request	2.352
180	150	16	753 700 618	on request	2.430
200	200	16	753 700 619	on request	3.495
225	200	16	753 700 620	on request	3.744
250	250	16	753 700 621	on request	5.558
280	250	16	753 700 622	on request	19.957
315	300	16	753 700 623	on request	24.569
355	350	16	753 700 624	on request	23.198
400	400	16	753 700 625	on request	30.766

table continued next page

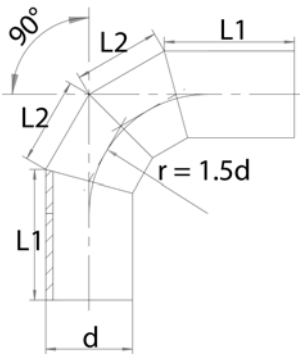


d [mm]	DN [mm]	PN	Code Code	GBP	kg
450	500	10	753 700 626	on request	44.271
500	500	10	753 700 627	on request	47.165
560	600	10	753 700 628	on request	67.147
630	600	10	753 700 629	on request	68.574

d [mm]	D [mm]	D1 [mm]	D2 [mm]	D3 [mm]	D4 [mm]	H [mm]	L [mm]	L1 [mm]	AL
63	75	125	165	18	102	24	30	14	4
75	89	145	185	18	122	26	30	16	4
90	105	160	200	18	138	27	30	17	8
110	125	180	220	18	158	28	30	18	8
125	132	180	220	18	158	28	35	25	8
140	155	210	250	18	188	30	40	25	8
160	175	240	285	22	212	32	40	25	8
180	180	240	285	22	212	32	45	30	8
200	232	295	340	22	268	34	50	32	8
225	235	295	340	22	268	34	50	32	8
250	285	350	395	22	320	38	55	35	12
280	291	350	395	22	320	38	60	35	12
315	335	400	445	22	370	42	65	35	12
355	373	460	515	22	430	40	70	40	16
400	427	515	574	26	482	40	75	46	16
450	510	620	684	26	585	49	80	60	20
500	530	620	684	26	585	49	90	60	20
560	615	725	796	30	685	58	100	60	20
630	642	725	796	30	685	68	110	60	20

Fabricated Spigot Fittings in PE100

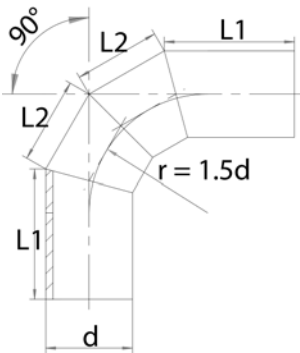
Pupped Mitred Bend 90°, SDR11



Model:

- Colour: black
- Production process: segment welded
- Conventional butt-welding according to DVS 2207 part 1
- For butt fusion or electrofusion welding

d [mm]	Code	GBP	kg	L1 [mm]	L2 [mm]
90	PIL008400	54.92	4.300	500	250
110	PIL008401	63.36	6.300	500	250
125	PIL008402	70.81	8.200	500	250
160	PIL008403	96.07	13.200	500	250
180	PIL008404	136.40	17.000	500	250
200	PIL008405	153.53	20.800	500	300
225	PIL008406	177.91	26.400	500	300
250	PIL008407	204.40	32.400	500	300
280	PIL008408	239.93	40.800	500	300
315	PIL008409	307.66	51.400	500	350
355	PIL008410	486.87	66.000	500	400
400	PIL008411	643.97	82.600	500	400
450	PIL008412	816.28	104.500	500	400
500	PIL008413	1069.06	128.900	500	500
560	PIL008414	1594.46	161.500	1000	600
630	PIL008415	1746.29	204.600	1000	600



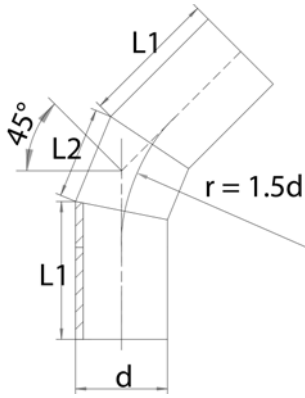
Pupped Mitred Bend 90°, SDR17

Model:

- Colour: black
- Production process: segment welded
- Conventional butt-welding according to DVS 2207 part 1
- For butt fusion or electrofusion welding

d [mm]	Code	GBP	kg	L1 [mm]	L2 [mm]
90	PIL008416	40.82	2.800	500	250
110	PIL008417	47.48	4.200	500	250
125	PIL008418	53.06	5.300	500	250
160	PIL008419	88.95	8.700	500	250
180	PIL008420	101.03	11.000	500	250
200	PIL008421	124.76	13.600	500	300
225	PIL008422	151.33	17.100	500	300
250	PIL008423	178.39	21.200	500	300
280	PIL008424	192.91	26.400	500	300
315	PIL008425	205.80	33.400	500	350
355	PIL008426	359.07	42.400	500	400
400	PIL008427	444.36	53.800	500	400
450	PIL008428	536.25	70.800	500	400
500	PIL008429	718.30	87.400	500	500
560	PIL008430	1212.80	109.600	1000	600
630	PIL008431	1592.14	138.700	1000	600

Pupped Mitred Bend 45°, SDR11

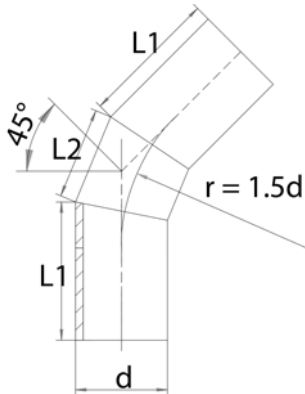


Model:

- Colour: black
- Production process: segment welded
- Conventional butt-welding according to DVS 2207 part 1
- For butt fusion or electrofusion welding

d [mm]	Code	GBP	kg	L1 [mm]	L2 [mm]
90	PIL008432	39.29	3.200	500	250
110	PIL008433	46.22	4.700	500	250
125	PIL008434	52.34	6.200	500	250
160	PIL008435	71.84	9.900	500	250
180	PIL008436	100.75	12.800	500	250
200	PIL008437	114.46	15.600	500	300
225	PIL008438	133.96	19.800	500	300
250	PIL008439	155.15	24.300	500	300
280	PIL008440	183.58	30.600	500	300
315	PIL008441	227.13	38.600	500	350
355	PIL008442	358.17	49.500	500	400
400	PIL008443	477.63	62.000	500	400
450	PIL008444	602.77	78.300	500	400
500	PIL008445	775.65	96.700	500	500
560	PIL008446	1249.75	121.100	1000	600
630	PIL008447	1373.11	153.500	1000	600

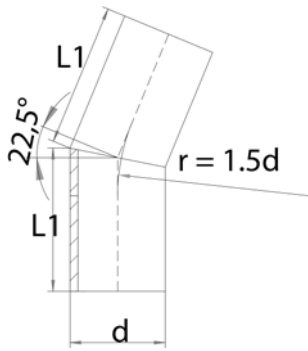
Pupped Mitred Bend 45°, SDR17



Model:

- Colour: black
- Production process: segment welded
- Conventional butt-welding according to DVS 2207 part 1
- For butt fusion or electrofusion welding

d [mm]	Code	GBP	kg	L1 [mm]	L2 [mm]
90	PIL008448	29.33	2.100	500	250
110	PIL008449	34.80	3.100	500	250
125	PIL008450	39.38	4.000	500	250
160	PIL008451	65.37	6.500	500	250
180	PIL008452	75.03	8.200	500	250
200	PIL008453	92.57	10.200	500	300
225	PIL008454	127.92	12.900	500	300
250	PIL008455	141.96	15.900	500	300
280	PIL008456	151.76	19.800	500	300
315	PIL008457	153.05	25.100	500	350
355	PIL008458	263.59	31.800	500	400
400	PIL008459	300.81	40.400	500	400
450	PIL008460	379.91	53.100	500	400
500	PIL008461	489.11	65.600	500	500
560	PIL008462	957.95	82.200	1000	600
630	PIL008463	1264.21	104.100	1000	600

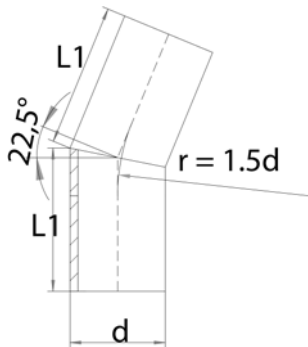


Pupped Mitred Bend 22.5°, SDR11

Model:

- Colour: black
- Production process: segment welded
- Conventional butt-welding according to DVS 2207 part 1
- For butt fusion or electrofusion welding

d [mm]	Code	GBP	kg	L1 [mm]
90	PIL008464	25.34	2.100	500
110	PIL008465	31.15	3.200	500
125	PIL008466	36.29	4.100	500
160	PIL008467	51.01	6.600	500
180	PIL008468	69.76	8.500	500
200	PIL008469	80.77	10.400	500
225	PIL008470	96.44	13.200	500
250	PIL008471	113.47	16.200	500
280	PIL008472	136.31	20.400	500
315	PIL008473	169.80	25.700	500
355	PIL008474	243.81	33.000	500
400	PIL008475	333.52	41.300	500
450	PIL008476	417.06	52.200	500
500	PIL008477	516.69	64.500	500
560	PIL008478	969.68	80.700	1000
630	PIL008479	1071.35	102.300	1000



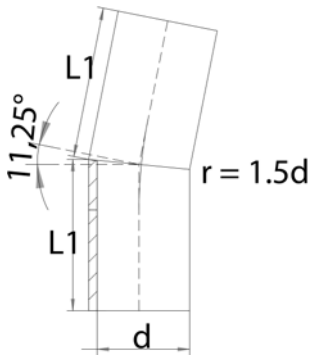
Pupped Mitred Bend 22.5°, SDR17

Model:

- Colour: black
- Production process: segment welded
- Conventional butt-welding according to DVS 2207 part 1
- For butt fusion or electrofusion welding

d [mm]	Code	GBP	kg	L1 [mm]
90	PIL008480	19.32	1.400	500
110	PIL008481	23.96	2.100	500
125	PIL008482	27.85	2.700	500
160	PIL008483	45.27	4.400	500
180	PIL008484	53.12	5.500	500
200	PIL008485	65.41	6.800	500
225	PIL008486	74.42	8.600	500
250	PIL008487	91.35	10.600	500
280	PIL008488	109.71	13.200	500
315	PIL008489	117.14	16.700	500
355	PIL008490	179.32	21.200	500
400	PIL008491	246.24	26.900	500
450	PIL008492	296.47	35.400	500
500	PIL008493	314.02	43.700	500
560	PIL008494	753.32	54.800	1000
630	PIL008495	936.27	69.400	1000

Pupped Mitred Bend 11.25°, SDR11

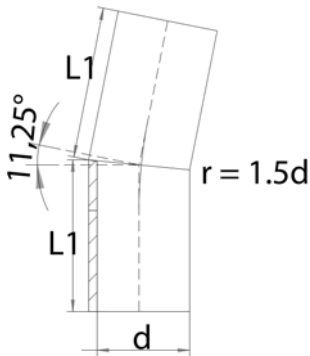


Model:

- Colour: black
- Production process: segment welded
- Conventional butt-welding according to DVS 2207 part 1
- For butt fusion or electrofusion welding

d [mm]	Code	GBP	kg	L1 [mm]
90	PIL008496	25.34	2.100	500
110	PIL008497	31.15	3.200	500
125	PIL008498	36.29	4.100	500
160	PIL008499	51.01	6.600	500
180	PIL008500	69.76	8.500	500
200	PIL008501	80.77	10.400	500
225	PIL008502	96.44	13.200	500
250	PIL008503	113.47	16.200	500
280	PIL008504	136.31	20.400	500
315	PIL008505	169.80	25.700	500
355	PIL008506	243.81	33.000	500
400	PIL008507	333.52	41.300	500
450	PIL008508	417.06	52.200	500
500	PIL008509	516.69	64.500	500
560	PIL008510	969.68	80.700	1000
630	PIL008511	1071.35	102.300	1000

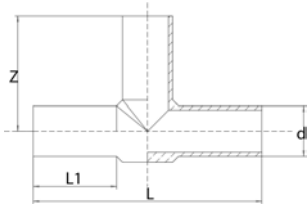
Pupped Mitred Bend 11.25°, SDR17



Model:

- Colour: black
- Production process: segment welded
- Conventional butt-welding according to DVS 2207 part 1
- For butt fusion or electrofusion welding

d [mm]	Code	GBP	kg	L1 [mm]
90	PIL008512	19.32	1.400	500
110	PIL008513	23.96	2.100	500
125	PIL008514	27.85	2.700	500
160	PIL008515	45.27	4.400	500
180	PIL008516	53.12	5.500	500
200	PIL008517	65.41	6.800	500
225	PIL008518	74.42	8.600	500
250	PIL008519	91.35	10.600	500
280	PIL008520	109.71	13.200	500
315	PIL008521	117.14	16.700	500
355	PIL008522	179.32	21.200	500
400	PIL008523	246.24	26.900	500
450	PIL008524	296.47	35.400	500
500	PIL008525	314.02	43.700	500
560	PIL008526	753.32	54.800	1000
630	PIL008527	936.27	69.400	1000

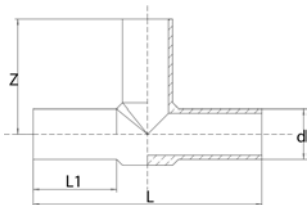


Puppated Equal Tee, SDR11

Model:

- Colour: black
- Conventional butt-welding according to DVS 2207 part 1
- For butt fusion or electrofusion welding

d [mm]	Code	GBP	kg	L1 [mm]	z [mm]	L [mm]
90	PIL008624	72.62	1.610	500	590	1180
110	PIL008625	87.00	2.620	500	610	1220
125	PIL008626	106.24	3.560	500	625	1250
160	PIL008627	156.55	6.400	500	660	1320
180	PIL008628	220.86	8.810	500	690	1380
200	PIL008629	275.43	11.240	500	700	1400
225	PIL008630	321.59	14.690	500	720	1440
250	PIL008631	387.75	17.860	500	772	1465
280	PIL008632	489.29	23.950	500	813	1540
315	PIL008633	698.12	31.150	500	848	1530
355	PIL008634	1026.50	47.000	500	845	1665
400	PIL008635	1365.20	59.650	500	860	1682
450	PIL008636	1901.39	71.100	500	985	1900
500	PIL008637	2430.41	107.750	500	1030	900
560	PIL008638	on request	234.000	1000	1755	3510
630	PIL008639	on request	307.800	1000	1815	3630



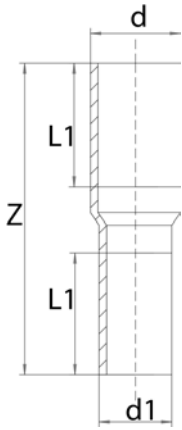
Puppated Equal Tee, SDR17

Model:

- Colour: black
- Conventional butt-welding according to DVS 2207 part 1
- For butt fusion or electrofusion welding

d [mm]	Code	GBP	kg	L1 [mm]	z [mm]	L [mm]
90	PIL008640	55.09	1.140	500	590	1180
110	PIL008641	69.29	1.810	500	610	1220
125	PIL008642	83.67	2.420	500	625	1250
160	PIL008643	142.51	4.440	500	660	1320
180	PIL008644	176.13	5.930	500	690	1380
200	PIL008645	234.55	7.760	500	700	1400
225	PIL008646	275.09	10.330	500	720	1440
250	PIL008647	320.07	12.200	500	772	1465
280	PIL008648	366.77	16.700	500	813	1540
315	PIL008649	480.15	22.350	500	848	1530
355	PIL008650	792.86	33.350	500	845	1665
400	PIL008651	1080.52	43.950	500	860	1682
450	PIL008652	1550.55	62.700	500	985	1900
500	PIL008653	1972.44	74.450	500	1030	900
560	PIL008654	on request	154.000	1000	1755	3510
630	PIL008655	on request	202.100	1000	1815	3630

Pupped Reducer, SDR11

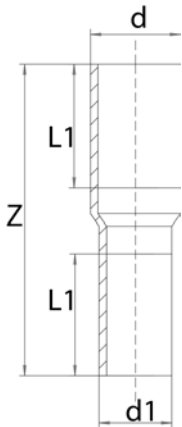


Model:

- Colour: black
- Conventional butt-welding according to DVS 2207 part 1
- For butt fusion or electrofusion welding

d [mm]	d1 [mm]	Code	GBP	kg	L1 [mm]	z [mm]
90	63	PIL008592	44.03	1.180	500	1075
110	90	PIL008593	52.32	1.840	500	1090
125	90	PIL008594	57.52	2.790	500	1212
160	110	PIL008595	81.68	3.910	500	1120
180	125	PIL008596	107.33	4.780	500	1136
200	180	PIL008597	154.17	5.920	500	1151
225	160	PIL008598	184.98	6.750	500	1160
250	200	PIL008599	219.87	10.450	500	1180
280	250	PIL008600	229.97	11.590	500	1070
315	250	PIL008601	236.89	15.220	500	1100
355	315	PIL008602	371.40	20.200	500	1245
400	355	PIL008603	592.51	25.450	500	1260
450	400	PIL008604	800.60	32.700	500	1230
500	450	PIL008605	on request	40.550	500	1200
560	500	PIL008606	on request	114.800	1000	2466
630	500	PIL008607	on request	147.000	1000	2506

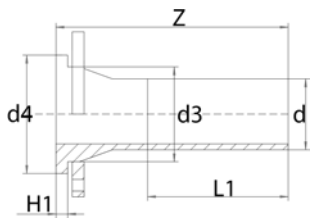
Pupped Reducer, SDR17



Model:

- Colour: black
- Conventional butt-welding according to DVS 2207 part 1
- For butt fusion or electrofusion welding

d [mm]	d1 [mm]	Code	GBP	kg	L1 [mm]	z [mm]
90	63	PIL008608	32.79	0.780	500	1075
110	90	PIL008609	38.57	1.220	500	1090
125	90	PIL008610	44.44	2.050	500	1212
160	110	PIL008611	64.13	2.490	500	1120
180	125	PIL008612	89.02	3.100	500	1136
200	180	PIL008613	133.26	3.870	500	1151
225	160	PIL008614	152.86	4.920	500	1160
250	200	PIL008615	185.18	7.120	500	1180
280	250	PIL008616	190.19	7.460	500	1070
315	250	PIL008617	180.16	9.800	500	1100
355	315	PIL008618	294.95	14.300	500	1245
400	355	PIL008619	449.05	16.770	500	1260
450	400	PIL008620	597.43	22.100	500	1230
500	450	PIL008621	on request	27.350	500	1200
560	500	PIL008622	on request	62.400	1000	2466
630	500	PIL008623	on request	81.400	1000	2506

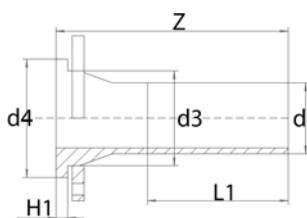


Pupped Flange Adaptor With PN16 Backing Ring, SDR11

Model:

- Material: PE100
- Colour: black
- For butt fusion or electrofusion welding
- Conventional butt-welding according to DVS 2207 part 1
- Material: Galvanised backing ring
- Drilling BS4504 PN16
- Gasket not included
- Gasket: Profile flange gasket EPDM No. 48 44 07
- *With Reducer

d [mm]	DN [mm]	Code	GBP	kg	L1 [mm]	z [mm]	d3 [mm]	d4 [mm]	H1 [mm]
* 90	50	PIL008528	58.47	3.200	500	715	75	102	14
90	80	PIL008529	39.48	4.300	500	640	105	138	17
* 110	80	PIL008530	75.56	5.100	500	750	105	138	17
110	100	PIL008531	46.60	5.600	500	660	125	158	18
* 125	80	PIL008532	82.12	6.100	500	885	105	138	17
125	100	PIL008533	51.72	6.400	500	770	125	158	18
* 160	100	PIL008534	116.51	7.900	500	820	125	158	18
160	150	PIL008535	73.63	10.400	500	700	175	212	25
* 180	100	PIL008536	144.24	8.800	500	857	125	158	18
180	150	PIL008537	99.63	11.300	500	700	175	212	25
* 200	150	PIL008538	191.10	13.600	500	845	175	212	25
200	200	PIL008539	112.43	16.000	500	700	235	268	32
* 225	150	PIL008540	250.63	15.200	500	860	175	212	25
225	200	PIL008541	123.36	17.400	500	700	235	268	32
* 250	200	PIL008542	233.53	21.300	500	903	235	268	32
250	250	PIL008543	172.91	18.500	500	620	291	320	35
* 280	200	PIL008544	368.86	22.900	500	725	235	268	32
280	250	PIL008545	190.74	20.700	500	615	291	320	35
* 315	250	PIL008546	348.94	27.800	500	730	291	320	35
315	300	PIL008547	247.63	26.100	500	620	335	370	35
* 355	300	PIL008548	484.31	33.400	500	728	335	370	35
355	350	PIL008549	397.10	34.800	500	618	373	430	40
* 400	350	PIL008550	798.98	43.800	500	750	373	430	40
400	400	PIL008551	585.46	55.800	500	640	427	482	46
* 450	400	PIL008552	1170.55	67.800	500	868	427	482	46
450	450	PIL008553	662.96	73.800	500	638	514	585	60
* 500	450	PIL008554	1326.55	88.300	500	838	530	585	60
500	500	PIL008555	845.83	76.000	500	638	530	585	60
* 560	500	PIL008556	2397.43	158.600	1000	1335	530	585	60
560	600	PIL008557	1490.78	150.000	1000	1135	642	685	60
* 630	500	PIL008558	3788.14	192.000	1000	1335	530	585	60
630	600	PIL008559	1679.65	171.600	1000	1135	642	685	60

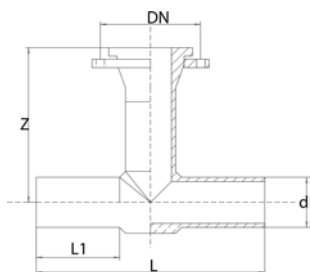


Puppated Flange Adaptor With PN16 Backing Ring, SDR17

Model:

- Material: PE100
- Colour: black
- For butt fusion or electrofusion welding
- Conventional butt-welding according to DVS 2207 part 1
- Material: Galvanised backing ring
- Drilling BS4504 PN16
- Gasket not included
- Gasket: Profile flange gasket EPDM No. 48 44 07
- *With Reducer

d [mm]	DN [mm]	Code	GBP	kg	L1 [mm]	z [mm]	d3 [mm]	d4 [mm]	H1 [mm]
* 90	50	PIL008560	59.51	2.800	500	715	75	102	14
90	80	PIL008561	31.81	3.900	500	640	105	138	17
* 110	80	PIL008562	65.41	4.400	500	750	105	138	17
110	100	PIL008563	37.96	4.900	500	660	125	158	18
* 125	80	PIL008564	71.70	5.200	500	885	105	138	17
125	100	PIL008565	42.10	5.300	500	770	125	158	18
* 160	100	PIL008566	112.04	6.300	500	820	125	158	18
160	150	PIL008567	66.77	8.900	500	700	175	212	25
* 180	100	PIL008568	134.93	6.900	500	857	125	158	18
180	150	PIL008569	81.30	9.400	500	700	175	212	25
* 200	150	PIL008570	181.13	10.900	500	845	175	212	25
200	200	PIL008571	95.85	13.600	500	700	235	268	32
* 225	150	PIL008572	223.74	11.600	500	860	175	212	25
225	200	PIL008573	104.26	14.500	500	700	235	268	32
* 250	200	PIL008574	221.18	17.300	500	903	235	268	32
250	250	PIL008575	145.48	15.300	500	620	291	320	35
* 280	200	PIL008576	328.00	19.300	500	725	235	268	32
280	250	PIL008577	159.13	16.600	500	615	291	320	35
* 315	250	PIL008578	311.06	19.700	500	730	291	320	35
315	300	PIL008579	194.82	20.000	500	620	335	370	35
* 355	300	PIL008580	499.25	26.000	500	728	335	370	35
355	350	PIL008581	330.67	27.100	500	618	373	430	40
* 400	350	PIL008582	757.05	33.300	500	750	373	430	40
400	400	PIL008583	503.43	46.000	500	640	427	482	46
* 450	400	PIL008584	1002.61	54.600	500	868	427	482	46
450	450	PIL008585	569.41	62.800	500	638	514	585	60
* 500	450	PIL008586	1139.89	72.500	500	838	530	585	60
500	500	PIL008587	711.31	61.700	500	638	530	585	60
* 560	500	PIL008588	1972.25	102.300	1000	1335	530	585	60
560	600	PIL008589	957.03	123.400	1000	1135	642	685	60
* 630	500	PIL008590	2955.30	121.300	1000	1335	530	585	60
630	600	PIL008591	1140.07	136.200	1000	1135	642	685	60

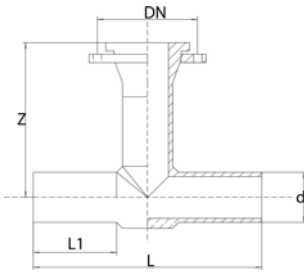


Puppated Flange Tee With PN16 Backing Ring, SDR11

Model:

- Material: PE100
- Colour: black
- For butt fusion or electrofusion welding
- Conventional butt-welding according to DVS 2207 part 1
- Material: Galvanised backing ring
- Drilling BS4504 PN16
- Gasket not included
- Gasket: Profile flange gasket EPDM No. 48 44 07
- Z Dimensions shown are standard - please contact GF if different lengths are required
- *With Reducer

d [mm]	DN [mm]	Code	GBP	kg	L1 [mm]	z [mm]	L [mm]
90	80	PIL008656	77.50	2.535	500	230	1180
* 110	80	PIL008657	128.85	2.501	500	230	1220
110	100	PIL008658	91.58	2.535	500	270	1220
* 125	80	PIL008659	142.05	4.220	500	477	1250
125	100	PIL008660	109.22	4.011	500	295	1250
* 160	80	PIL008661	202.23	4.286	500	275	1320
160	150	PIL008662	161.04	6.359	500	360	1320
* 180	80	PIL008663	271.53	12.431	500	670	1380
180	150	PIL008664	225.73	11.613	500	390	1380
* 200	80	PIL008665	376.22	13.015	500	625	1400
200	200	PIL008666	278.89	16.795	500	400	1400
* 225	80	PIL008667	421.46	6.731	500	305	1440
225	200	PIL008668	317.34	18.872	500	420	1440
* 250	80	PIL008669	535.25	12.518	500	569	1465
250	250	PIL008670	393.91	22.748	500	392	1465
* 280	80	PIL008671	646.27	28.412	500	821	1540
280	250	PIL008672	482.49	28.951	500	428	1540
* 315	80	PIL008673	946.70	32.196	500	879	1530
315	300	PIL008674	670.41	38.942	500	468	1530
* 355	80	PIL008675	1229.80	38.587	500	998	1665
355	350	PIL008676	1041.18	46.855	500	470	1665
* 400	80	PIL008677	on request	49.457	500	998	1682
400	400	PIL008678	1463.73	72.160	500	477	1682
* 450	80	PIL008679	on request	59.454	500	1211	1900
450	450	PIL008680	1997.71	94.550	500	588	1900
* 500	80	PIL008681	on request	93.954	500	1211	1900
500	500	PIL008682	2566.51	119.280	500	588	1900
* 560	80	PIL008683	on request	191.757	1000	1860	3510
560	600	PIL008684	on request	228.980	1000	890	3510
* 630	80	PIL008685	on request	257.857	1000	1978	3630
630	600	PIL008686	on request	269.200	1000	950	3630



Puppated Flange Tee With PN16 Backing Ring, SDR17

Model:

- Material: PE100
- Colour: black
- For butt fusion or electrofusion welding
- Conventional butt-welding according to DVS 2207 part 1
- Material: Galvanised backing ring
- Drilling BS4504 PN16
- Gasket not included
- Gasket: Profile flange gasket EPDM No. 48 44 07
- Z Dimensions shown are standard - please contact GF if different lengths are required
- *With Reducer

d [mm]	DN [mm]	Code	GBP	kg	L1 [mm]	z [mm]	L [mm]
90	80	PIL008687	59.17	2.282	500	230	1180
* 110	80	PIL008688	115.86	2.251	500	230	1220
110	100	PIL008689	73.00	2.281	500	270	1220
* 125	80	PIL008690	132.08	3.798	500	477	1250
125	100	PIL008691	86.00	3.609	500	295	1250
* 160	80	PIL008692	183.78	3.857	500	275	1320
160	150	PIL008693	144.16	5.723	500	360	1320
* 180	80	PIL008694	272.50	11.187	500	670	1380
180	150	PIL008695	179.31	10.451	500	390	1380
* 200	80	PIL008696	337.04	11.713	500	625	1400
200	200	PIL008697	234.06	15.115	500	400	1400
* 225	80	PIL008698	415.47	6.057	500	305	1440
225	200	PIL008699	266.81	16.984	500	420	1440
* 250	80	PIL008700	471.40	11.226	500	569	1465
250	250	PIL008701	320.66	20.473	500	392	1465
* 280	80	PIL008702	599.47	25.570	500	821	1540
280	250	PIL008703	357.99	26.055	500	428	1540
* 315	80	PIL008704	725.05	28.976	500	879	1530
315	300	PIL008705	456.43	35.047	500	468	1530
* 355	80	PIL008706	1032.38	34.971	500	998	1665
355	350	PIL008707	794.32	42.169	500	470	1665
* 400	80	PIL008708	on request	44.513	500	998	1682
400	400	PIL008709	1154.42	64.944	500	477	1682
* 450	80	PIL008710	on request	53.508	500	1211	1900
450	450	PIL008711	1614.08	85.095	500	588	1900
* 500	80	PIL008712	on request	84.558	500	1211	1900
500	500	PIL008713	2049.96	107.352	500	588	1900
* 560	80	PIL008714	on request	172.581	1000	1860	3510
560	600	PIL008715	on request	206.082	1000	890	3510
* 630	80	PIL008716	on request	232.071	1000	1978	3630
630	600	PIL008717	on request	242.280	1000	950	3630

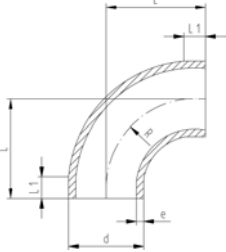
Butt fusion fittings PE100

53 01 87

Bend 90° PE100 SDR11

Model:

- Conventional butt-welding according to DVS 2207 part 1
- IR = Infrared-(IR Plus®) compatible. Please choose fusion parameters: PE100

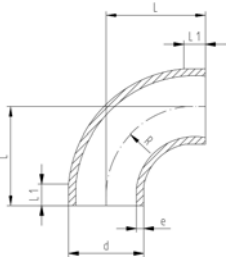


d [mm]	FM	Code	GBP	GP	kg	L [mm]	L1 [mm]	R [mm]	e [mm]
20	IR	753 018 706	2.96	10	0.007	38	23	15	1.9
25	IR	753 018 707	3.06	10	0.012	42	23	19	2.3
32	IR	753 018 708	3.26	10	0.022	46	22	24	2.9
40	IR	753 018 709	4.23	10	0.038	51	21	30	3.7
50	IR	753 018 710	5.23	10	0.066	58	21	37	4.6
63	IR	753 018 711	7.50	-	0.118	66	21	45	5.8
75	IR	753 018 712	11.45	-	0.241	100	20	90	6.8
90	IR	753 018 713	16.20	-	0.358	100	20	90	8.2
110	IR	753 018 714	30.34	-	0.755	141	25	130	10.0
125	IR	753 018 690	42.69	-	0.850	140	15	125	11.4
140	IR	753 018 691	57.01	-	1.180	155	15	140	12.7
160	IR	753 018 692	69.40	-	1.750	175	15	160	14.6
180	IR	753 018 693	82.14	-	2.670	195	15	180	16.4
200	IR	753 018 694	122.09	-	3.440	215	15	200	18.2
225	IR	753 018 695	146.28	-	4.790	245	20	225	20.5
250	--	753 018 621	279.62	1	6.800	256	48	232	22.7
280	--	753 018 622	366.75	1	9.900	286	48	262	25.4
315	--	753 018 623	505.13	-	13.500	321	48	297	28.6
355	--	753 021 024	850.56	-	17.200	380	38	355	32.3
400	--	753 021 025	1167.05	-	23.000	434	41	400	36.3
450	--	753 021 026	1314.62	-	38.300	445	49	450	40.9
500	--	753 021 027	1695.85	1	47.300	450	49	500	45.5

Bend 90° PE100 SDR17/17.6

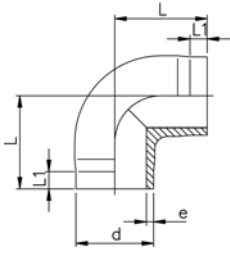
Model:

- Conventional butt-welding according to DVS 2207 part 1
- IR = Infrared-(IR Plus®) compatible. Please choose fusion parameters: PE100



d [mm]	FM	Code	GBP	GP	kg	L [mm]	L1 [mm]	R [mm]	e [mm]
50	--	753 018 635	on request	10	0.052	58	21	37	2.9
63	--	753 018 636	on request	10	0.084	66	21	45	3.6
75	--	753 018 737	11.32	-	0.172	100	20	90	4.3
90	--	753 018 738	14.27	-	0.243	100	20	90	5.1
110	IR	753 018 739	29.74	-	0.522	141	20	130	6.3
125	IR	753 018 590	37.44	-	0.590	140	15	125	7.1
140	IR	753 018 591	54.49	-	1.180	155	15	140	8.0
160	IR	753 018 592	59.91	1	1.750	175	15	160	9.1
180	IR	753 018 593	73.93	-	2.670	195	15	180	10.2
200	IR	753 018 594	91.88	-	3.440	215	15	200	11.4
225	IR	753 018 595	113.63	-	4.790	245	15	225	12.8
250	--	753 018 521	184.02	1	4.700	256	48	232	14.2
280	--	753 018 522	240.21	-	6.500	286	48	262	15.9
315	--	753 018 523	331.11	-	9.200	321	48	297	17.9
355	--	753 020 824	628.29	-	11.300	340	38	355	21.1
400	--	753 020 825	873.97	-	15.700	345	41	400	23.7
450	--	753 020 826	978.47	-	24.900	449	49	450	25.8
500	--	753 020 827	1234.76	1	30.600	449	49	500	32.0

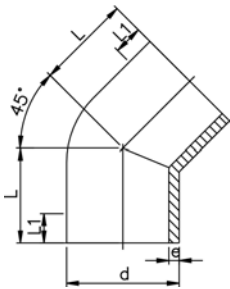
53 10 86

Elbow 90° PE100 SDR11**Model:**

- Conventional butt-welding according to DVS 2207 part 1
- IR = Infrared-(IR Plus®) compatible. Please choose fusion parameters: PE100

d [mm]	FM	Code	GBP	GP	kg	L [mm]	L1 [mm]	e [mm]
20	IR	753 108 606	2.51	10	0.009	38	25	1,9
25	IR	753 108 607	2.57	-	0.014	42	26	2,3
32	IR	753 108 608	2.63	-	0.025	46	27	2,9
40	IR	753 108 609	3.49	-	0.049	51	22	3,7
50	IR	753 108 610	4.35	-	0.087	58	23	4,6
63	IR	753 108 611	6.26	-	0.152	66	21	5,8

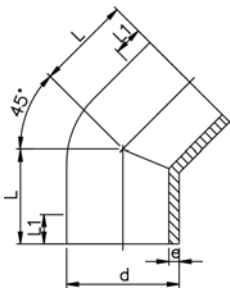
53 15 86

Elbow 45° PE100 SDR11**Model:**

- Conventional butt-welding according to DVS 2207 part 1
- IR = Infrared-(IR Plus®) compatible. Please choose fusion parameters: PE100

d [mm]	FM	Code	GBP	GP	kg	L [mm]	L1 [mm]	e [mm]
20	IR	753 158 606	3.95	-	0.008	32	24	1,9
25	IR	753 158 607	4.19	-	0.013	34	25	2,3
32	IR	753 158 608	5.06	-	0.021	36	25	2,9
40	IR	753 158 609	6.38	-	0.037	39	25	3,7
50	IR	753 158 610	7.26	-	0.059	42	26	4,6
63	IR	753 158 611	12.08	-	0.104	47	29	5,8
75	IR	753 158 612	16.99	-	0.147	49	29	6,8
90	IR	753 158 613	21.09	-	0.243	57	34	8,2
110	IR	753 158 614	38.82	-	0.445	70	43	10,0
125	IR	753 158 615	55.22	-	0.653	79	48	11,4
140	IR	753 158 616	77.91	-	0.905	88	55	12,7
160	IR	753 158 617	84.21	-	1.344	100	60	14,6
200	IR	753 158 619	130.36	-	2.625	124	75	18,2
225	IR	753 158 620	147.93	-	3.738	140	85	20,5

53 15 85

Elbow 45° PE100 SDR17.6**Model:**

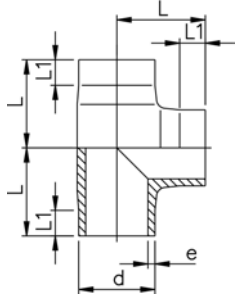
- Conventional butt-welding according to DVS 2207 part 1
- IR = Infrared-(IR Plus®) compatible. Please choose fusion parameters: PE100

d [mm]	FM	Code	GBP	GP	kg	L [mm]	L1 [mm]	e [mm]
50	--	753 158 535	7.26	20	0.045	42	26	2,9
63	--	753 158 536	12.08	-	0.091	47	29	3,6
75	--	753 158 537	16.99	-	0.128	49	29	4,3
90	--	753 158 538	21.09	-	0.208	57	34	5,1
110	IR	753 158 539	38.82	5	0.398	70	43	6,3
125	IR	753 158 540	55.22	-	0.570	79	48	7,1
140	IR	753 158 541	77.91	-	0.825	88	55	8,0
160	IR	753 158 542	84.21	-	1.190	100	60	9,1
200	IR	753 158 544	130.36	-	2.300	124	75	11,4
225	IR	753 158 545	147.93	-	3.200	140	85	12,8

53 20 86

Tee 90° equal PE100 SDR11**Model:**

- Conventional butt-welding according to DVS 2207 part 1
- IR = Infrared-(IR Plus®) compatible. Please choose fusion parameters: PE100

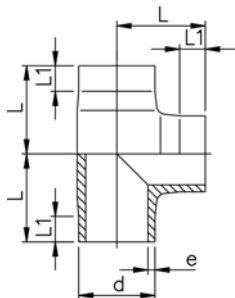


d [mm]	FM	Code	GBP	GP	kg	L [mm]	L1 [mm]	e [mm]
20	IR	753 208 606	2.95	-	0.013	38	24	1.9
25	IR	753 208 607	3.21	-	0.021	42	26	2.3
32	IR	753 208 608	3.63	-	0.042	46	26	2.9
40	IR	753 208 609	5.47	20	0.067	51	22	3.7
50	IR	753 208 610	7.26	-	0.114	58	22	4.6
63	IR	753 208 611	11.24	-	0.203	66	21	5.8
75	IR	753 208 612	22.05	-	0.310	75	20	6.8
90	IR	753 208 613	32.09	-	0.564	90	20	8.2
110	IR	753 208 614	46.84	-	1.020	110	20	10.0
125	IR	753 208 615	64.62	-	1.514	125	25	11.4
140	IR	753 208 616	81.07	-	2.111	140	28	12.7
160	IR	753 208 617	136.28	-	3.095	160	28	14.6
180	IR	753 208 668	175.17	-	4.560	190	70	16.4
200	IR	753 208 619	250.30	-	6.037	200	35	18.2
225	IR	753 208 620	297.44	-	8.090	220	35	20.5
250	--	753 208 671	382.52	-	12.208	272	90	22.7
280	--	753 208 672	515.68	-	17.831	313	108	25.4
315	--	753 208 673	732.05	-	25.742	348	114	28.6
355	--	753 221 024	985.68	-	30.500	352	97	32.3
400	--	753 221 025	1470.98	-	39.000	337	100	36.4
450	--	753 221 026	2105.21	-	45.000	450	130	40.9
500	--	753 221 027	2674.53	-	75.500	450	130	45.5

53 20 85

Tee 90° equal PE100 SDR17/17.6**Model:**

- Conventional butt-welding according to DVS 2207 part 1
- IR = Infrared-(IR Plus®) compatible. Please choose fusion parameters: PE100

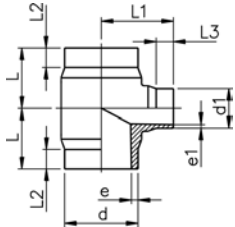


d [mm]	FM	Code	GBP	GP	kg	L [mm]	L1 [mm]	e [mm]
50	--	753 208 535	6.54	-	0.090	59	26	2.9
63	--	753 208 536	8.85	-	0.160	71	25	3.6
75	--	753 208 412	43.59	-	0.245	74	20	4.8
90	--	753 208 413	26.72	-	0.418	90	20	5.6
110	IR	753 208 414	43.59	-	0.757	110	20	6.9
125	IR	753 208 540	55.04	-	1.066	124	27	7.1
140	IR	753 208 541	64.91	-	1.449	141	33	8.0
160	IR	753 208 542	122.05	-	2.240	160	40	9.1
180	IR	753 208 543	149.40	-	3.176	190	70	10.2
200	IR	753 208 544	204.15	-	4.360	210	70	11.4
225	IR	753 208 545	239.66	-	6.030	238	80	12.8
250	--	753 208 546	317.48	-	8.610	272	90	14.2
280	--	753 208 547	362.61	-	11.660	313	108	15.9
315	--	753 208 548	483.21	-	16.230	348	114	17.9
355	--	753 220 824	733.46	-	22.750	330	95	21.1
400	--	753 220 825	1136.15	-	30.500	345	104	23.7
450	--	753 220 826	1635.90	-	45.000	450	130	26.7
500	--	753 220 827	2106.24	-	52.600	445	130	29.7

53 20 83

Tee 90° reduced PE100 SDR11**Model:**

- Conventional butt-welding according to DVS 2207 part 1
- IR = Infrared-(IR Plus®) compatible. Please choose fusion parameters: PE100

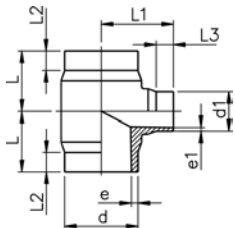


d [mm]	d1 [mm]	FM	Code	GBP	GP	kg	L [mm]	L1 [mm]	L2 [mm]	L3 [mm]	e [mm]	e1 [mm]
63	32	IR	753 208 351	15.59	-	0.170	65	70	25	25	5,8	2,9
63	50	IR	753 208 352	15.59	-	0.180	65	70	25	25	5,8	4,6
75	32	IR	753 208 353	22.54	-	0.250	70	75	25	25	6,8	2,9
75	50	IR	753 208 354	22.54	-	0.263	70	75	25	25	6,8	4,6
75	63	IR	753 208 355	22.54	-	0.278	70	75	25	25	6,8	5,8
90	50	IR	753 208 357	28.24	-	0.445	80	85	25	25	8,2	4,6
90	63	IR	753 208 358	32.01	-	0.455	80	85	25	25	8,2	5,8
90	75	IR	753 208 359	32.01	-	0.470	80	85	25	25	8,2	6,8
110	32	IR	753 208 360	44.96	-	0.705	90	95	30	25	10,0	2,9
110	50	IR	753 208 361	45.94	-	0.700	90	95	30	25	10,0	4,6
110	63	IR	753 208 362	45.36	-	0.710	90	95	30	25	10,0	5,8
110	75	IR	753 208 363	46.89	-	0.723	90	95	30	25	10,0	6,8
110	90	IR	753 208 364	46.89	-	0.735	90	95	30	25	10,0	8,2
160	63	IR	753 208 371	120.21	-	2.270	142	135	50	30	14,6	5,8
160	75	IR	753 208 372	121.19	-	2.295	142	135	50	30	14,6	6,8
160	90	IR	753 208 373	121.19	-	2.315	142	135	50	30	14,6	8,2
160	110	IR	753 208 374	122.99	-	2.355	142	135	50	30	14,6	10,0
225	90	IR	753 208 388	284.74	-	4.760	155	165	40	30	20,5	8,2
225	110	IR	753 208 389	287.82	-	4.720	155	165	40	30	20,5	10,0
225	160	IR	753 208 391	257.64	-	4.780	155	165	40	30	20,5	14,6
250	110	--	753 221 031	380.56	-	8.120	228	197	140	37	22,7	10,0
250	160	--	753 221 032	388.38	-	8.620	229	219	117	60	22,7	14,6

Tee 90° reduced PE100 SDR17.6**Model:**

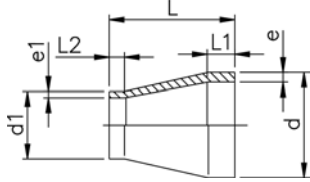
- Conventional butt-welding according to DVS 2207 part 1
- IR = Infrared-(IR Plus®) compatible. Please choose fusion parameters: PE100
- 5 bar Gas / 10 bar Water

* Branch SDR11



d [mm]	d1 [mm]	FM	Code	GBP	GP	kg	L [mm]	L1 [mm]	L2 [mm]	L3 [mm]	e [mm]	e1 [mm]
* 63	32	--	753 208 301	14.38	-	0.157	65	70	25	25	3,6	2,9
63	50	--	753 208 302	14.38	-	0.158	65	70	25	25	3,6	2,9
* 75	32	--	753 208 303	21.56	-	0.240	70	75	25	25	4,3	2,9
75	50	--	753 208 304	21.56	-	0.250	70	75	25	25	4,3	2,9
75	63	--	753 208 305	22.48	-	0.257	70	75	25	25	4,3	3,6
90	50	--	753 208 307	28.73	-	0.410	80	85	25	25	5,1	2,9
90	63	--	753 208 308	28.73	-	0.330	80	85	25	25	5,1	3,6
90	75	--	753 208 309	30.62	-	0.340	80	85	25	25	5,1	4,3
* 110	32	IR	753 208 310	38.33	-	0.640	90	95	30	25	6,3	2,9
110	50	IR	753 208 311	39.02	-	0.650	90	95	30	25	6,3	2,9
110	63	IR	753 208 312	32.99	-	0.520	90	95	30	25	6,3	3,6
110	75	IR	753 208 313	36.05	-	0.524	90	95	30	25	6,3	4,3
110	90	IR	753 208 314	36.05	-	0.530	90	95	30	25	6,3	5,1
160	63	IR	753 208 321	89.12	-	2.150	142	135	50	30	9,1	3,6
160	75	IR	753 208 322	90.69	-	2.130	142	135	50	30	9,1	4,3
160	90	IR	753 208 323	90.69	-	1.590	142	135	50	30	9,1	5,1
160	110	IR	753 208 324	91.39	-	1.695	142	135	50	30	9,1	6,3
225	90	IR	753 208 338	229.49	-	3.430	155	165	40	30	12,8	5,1
225	110	IR	753 208 339	231.54	-	3.410	155	165	40	30	12,8	6,3
225	160	IR	753 208 341	209.91	-	3.440	155	165	40	30	12,8	9,1
250	160	--	753 220 832	313.63	-	6.500	228	219	117	60	14,8	9,5

Reducer PE100 SDR11

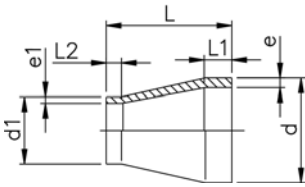


Model:

- Conventional butt-welding according to DVS 2207 part 1
- IR = Infrared-(IR Plus®) compatible. Please choose fusion parameters: PE100
- Up to d 315 injection moulded, above machined

d [mm]	d1 [mm]	FM	Code	GBP	kg	L [mm]	L1 [mm]	L2 [mm]	e [mm]	e1 [mm]
25	20	IR	753 908 637	3.93	0.007	50	20	18	2,3	1,9
32	20	IR	753 908 642	4.74	0.010	50	20	18	2,9	1,9
32	25	IR	753 908 641	4.74	0.011	50	20	18	2,9	2,3
40	20	IR	753 908 648	5.43	0.016	58	20	20	3,7	1,9
40	25	IR	753 908 647	5.43	0.017	55	20	18	3,7	2,3
40	32	IR	753 908 646	5.43	0.019	55	20	18	3,7	2,9
50	25	IR	753 908 654	5.68	0.025	60	20	18	4,6	2,3
50	32	IR	753 908 653	5.68	0.028	60	20	18	4,6	2,9
50	40	IR	753 908 652	5.68	0.032	60	20	18	4,6	3,7
63	32	IR	753 908 660	6.62	0.046	65	20	18	5,8	2,9
63	40	IR	753 908 659	6.62	0.051	65	20	18	5,8	3,7
63	50	IR	753 908 658	6.62	0.056	65	20	18	5,8	4,6
75	40	IR	753 908 666	8.59	0.070	68	20	20	6,8	3,7
75	50	IR	753 908 665	8.59	0.074	65	20	18	6,8	4,6
75	63	IR	753 908 664	8.59	0.083	65	20	18	6,8	5,8
90	63	IR	753 908 671	9.27	0.127	75	21	17	8,2	5,8
90	75	IR	753 908 670	9.27	0.132	75	22	17	8,2	6,8
110	75	IR	753 908 677	11.50	0.226	90	28	17	10,0	6,8
110	90	IR	753 908 676	11.50	0.239	90	28	20	10,0	8,2
125	110	IR	753 908 680	14.83	0.345	100	32	26	11,4	10,0
140	110	IR	753 908 685	18.03	0.436	110	35	28	12,7	10,0
140	125	IR	753 908 684	18.03	0.478	110	35	28	12,7	11,4
160	110	IR	753 908 690	20.94	0.608	120	40	25	14,6	10,0
160	140	IR	753 908 688	43.10	0.671	120	40	33	14,6	12,7
180	90	IR	753 908 877	31.50	0.678	157	45	22	16,4	8,2
180	110	IR	753 908 878	31.50	0.556	157	45	28	16,4	10,0
180	125	IR	753 908 879	29.83	0.528	136	45	32	16,4	11,4
180	140	IR	753 908 880	28.68	0.524	136	45	35	16,4	12,7
180	160	IR	753 908 881	28.68	0.537	136	45	40	16,4	14,6
200	160	IR	753 908 692	70.94	1.266	150	50	35	18,2	14,6
200	180	IR	753 908 883	63.16	0.715	151	50	45	18,2	16,4
225	110	IR	753 908 695	84.37	1.447	171	55	45	20,5	10,0
225	160	IR	753 908 696	90.73	1.546	160	55	37	20,5	14,6
225	180	IR	753 908 885	86.54	1.970	171	55	45	20,5	16,4
225	200	IR	753 908 697	76.45	1.737	160	55	48	20,5	18,2
250	160	--	753 908 890	121.41	2.314	194	60	40	22,7	14,6
250	180	--	753 900 001	112.31	2.450	175	60	55	22,7	16,4
250	200	--	753 900 002	103.21	2.450	180	60	60	22,7	18,2
250	225	--	753 908 887	98.08	2.595	182	60	55	22,7	20,5
280	200	--	753 900 004	134.96	3.540	205	70	50	25,4	18,2
280	225	--	753 908 892	126.32	1.908	105	30	20	25,4	20,5
280	250	--	753 908 891	121.20	1.390	70	30	18	25,4	22,7
315	200	--	753 900 007	255.07	4.740	225	80	50	28,6	20,5
315	225	--	753 908 897	146.67	2.797	130	30	30	28,6	20,5
315	250	--	753 908 896	138.93	2.370	100	30	20	28,6	22,7
315	280	--	753 908 895	130.09	1.590	63	30	18	28,6	25,4
355	225	--	753 900 011	285.30	4.700	245	90	55	32,3	20,5
355	250	--	753 900 012	256.35	4.400	245	90	60	32,3	22,7
355	280	--	753 900 013	238.20	4.100	245	90	70	32,3	25,4
355	315	--	753 900 014	230.92	3.700	245	90	80	32,3	28,6
400	225	--	753 900 015	1067.72	6.800	260	95	60	36,4	20,5
400	250	--	753 900 016	901.42	6.800	260	95	70	36,4	22,7
400	280	--	753 900 017	773.75	6.200	260	95	70	36,4	25,4
400	315	--	753 900 018	712.62	5.300	260	95	80	36,4	28,6
400	355	--	753 900 019	508.10	4.800	260	95	90	36,4	32,3
450	280	--	753 900 020	1106.22	9.000	230	60	70	40,9	25,4
450	315	--	753 900 021	982.12	8.000	230	60	80	40,9	28,6
450	355	--	753 900 022	891.65	7.400	230	60	90	40,9	32,3
450	400	--	753 900 023	729.58	6.600	230	60	95	40,9	36,4
500	315	--	753 900 024	1350.02	12.000	230	60	80	45,5	28,6

table continued next page

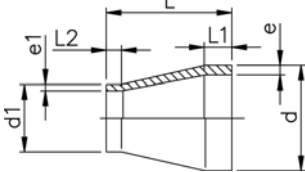


d [mm]	d1 [mm]	FM	Code	GBP	kg	L [mm]	L1 [mm]	L2 [mm]	e [mm]	e1 [mm]
500	355	--	753 900 025	1291.85	10.800	230	60	90	45,5	32,3
500	400	--	753 900 026	1079.00	10.000	230	60	95	45,5	36,4
500	450	--	753 900 027	977.53	8.300	200	60	60	45,5	40,9
710	500	--	753 900 035	on request	24.157	190	84	40	64,5	45,4
710	560	--	753 900 036	on request	21.770	170	81	40	64,5	50,8
710	630	--	753 900 037	on request	17.845	140	71	40	64,5	57,2

Reducer PE100 SDR17/17.6

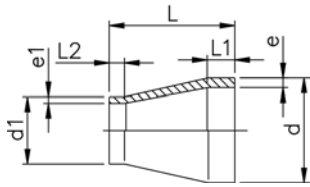
Model:

- Conventional butt-welding according to DVS 2207 part 1
- IR = Infrared-(IR Plus®) compatible. Please choose fusion parameters: PE100
- Up to d 315 injection moulded, above machined



d [mm]	d1 [mm]	FM	Code	GBP	kg	L [mm]	L1 [mm]	L2 [mm]	e [mm]	e1 [mm]
50	40	--	753 908 926	4.77	0.010	55	12	12	2,9	2,3
63	40	--	753 908 927	5.75	0.020	65	16	12	3,6	2,3
63	50	--	753 908 928	6.62	0.020	65	16	12	3,6	2,9
75	40	--	753 908 904	7.66	0.041	71	19	12	4,3	2,3
75	50	--	753 908 465	11.10	0.049	65	20	20	4,8	3,2
75	63	--	753 908 464	9.05	0.056	65	20	20	4,8	4,0
90	63	--	753 908 471	13.37	0.083	75	20	19	5,7	4,0
90	75	--	753 908 470	11.95	0.092	75	20	20	5,7	4,8
110	75	--	753 908 477	14.95	0.149	89	28	18	6,9	4,8
110	90	--	753 908 476	14.95	0.165	90	28	20	6,9	5,7
125	110	IR	753 908 912	14.83	0.151	108	32	28	7,1	6,3
140	110	IR	753 908 917	18.03	0.144	115	35	28	8,0	6,3
140	125	IR	753 908 916	18.03	0.150	115	35	32	8,0	7,1
160	110	IR	753 908 922	20.94	0.287	124	40	28	9,1	6,3
160	140	IR	753 908 920	20.94	0.245	124	40	35	9,1	8,0
180	90	IR	753 908 975	31.50	0.445	157	45	22	10,2	5,1
180	110	IR	753 908 976	28.68	0.367	157	45	28	10,2	6,3
180	125	IR	753 908 977	29.83	0.347	136	45	32	10,2	7,1
180	140	IR	753 908 978	28.68	0.344	136	45	35	10,2	8,0
180	160	IR	753 908 979	28.68	0.351	136	45	40	10,2	9,1
200	160	IR	753 908 931	70.94	0.835	151	50	40	11,4	9,1
200	180	IR	753 908 981	63.16	0.467	151	50	45	11,4	10,2
225	110	IR	753 908 938	90.31	1.295	160	55	35	12,8	6,3
225	160	IR	753 908 933	88.93	0.620	171	55	40	12,8	9,1
225	180	IR	753 908 985	84.44	0.601	171	55	45	12,8	10,2
225	200	IR	753 908 932	74.49	0.614	171	55	50	12,8	11,4
250	160	--	753 908 939	118.08	0.975	194	60	40	14,2	9,1
250	180	--	753 902 801	109.53	1.690	175	60	55	14,8	10,7
250	200	--	753 902 802	100.64	1.820	180	60	60	14,8	11,9
250	225	--	753 908 937	95.77	0.681	182	60	55	14,2	12,8
280	200	--	753 902 804	131.54	2.440	205	70	50	16,6	11,9
280	225	--	753 908 944	122.99	1.180	105	30	20	15,9	12,8
280	250	--	753 908 943	118.08	0.858	70	30	18	15,9	14,2
315	200	--	753 902 807	168.21	3.360	225	80	50	18,7	11,9
315	225	--	753 908 950	142.69	1.715	130	30	20	17,9	12,8
315	250	--	753 908 949	135.30	1.446	100	30	20	17,9	14,2
315	280	--	753 908 999	126.88	1.047	63	30	18	17,9	15,9
355	225	--	753 902 811	306.55	4.700	245	90	55	21,1	13,4
355	250	--	753 902 812	260.61	9.425	245	90	60	21,1	14,8
355	280	--	753 902 813	241.96	4.100	245	90	70	21,1	16,6
355	315	--	753 902 814	234.27	3.700	245	90	80	21,1	18,7
400	225	--	753 902 815	968.68	4.600	260	95	60	23,7	13,4
400	250	--	753 902 816	908.68	4.400	260	95	70	23,7	14,8
400	280	--	753 902 817	805.99	4.400	260	95	70	23,7	16,6
400	315	--	753 902 818	652.08	3.520	260	95	80	23,7	18,7
400	355	--	753 902 819	436.41	3.320	260	95	90	23,7	21,1
450	280	--	753 902 820	1152.31	6.340	230	60	70	26,7	16,6
450	315	--	753 902 821	1023.04	5.400	230	60	80	26,7	18,7
450	355	--	753 902 822	885.85	5.000	230	60	90	26,7	21,1
450	400	--	753 902 823	595.12	4.400	230	60	95	26,7	23,7

table continued next page



d [mm]	d1 [mm]	FM	Code	GBP	kg	L [mm]	L1 [mm]	L2 [mm]	e [mm]	e1 [mm]
500	315	--	753 902 824	1406.27	8.100	230	60	80	29,7	18,7
500	355	--	753 902 825	1229.17	7.300	230	60	90	29,7	21,1
500	400	--	753 902 826	1043.25	7.080	230	60	95	29,7	23,7
500	450	--	753 902 827	928.98	5.500	200	60	60	29,7	26,7
560	400	--	753 902 828	1598.58	9.900	230	60	95	33,2	23,7
560	450	--	753 902 829	996.88	8.600	200	60	60	33,2	26,7
560	500	--	753 902 830	814.34	7.600	200	60	60	33,2	29,7
630	400	--	753 902 831	1981.02	15.100	230	60	95	37,4	23,7
630	450	--	753 902 832	1660.76	13.700	200	60	60	37,4	26,7
630	500	--	753 902 833	1221.72	12.000	200	60	60	37,4	29,7
630	560	--	753 902 834	1013.49	9.800	200	60	60	37,4	33,2
710	500	--	753 902 835	on request	16.750	190	84	40	42,1	29,7
710	560	--	753 902 836	on request	15.014	170	81	40	42,1	33,2
710	630	--	753 902 837	on request	12.215	140	71	40	42,1	37,4
800	560	--	753 902 838	on request	22.731	200	85	40	47,4	33,2
800	630	--	753 902 839	on request	20.475	180	85	40	47,4	37,4
800	710	--	753 902 840	on request	16.774	150	78	40	47,4	42,1
900	630	--	753 902 841	on request	32.055	220	96	40	53,3	37,4
900	710	--	753 902 842	on request	27.731	190	89	40	53,3	42,1
900	800	--	753 902 843	on request	22.854	160	85	40	53,3	47,4
1000	710	--	753 902 844	on request	40.412	220	91	40	59,3	42,1
1000	800	--	753 902 845	on request	33.910	180	86	40	59,3	47,4
1000	900	--	753 902 846	on request	25.824	140	75	40	59,3	53,3

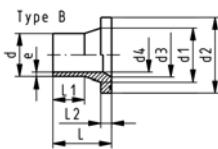
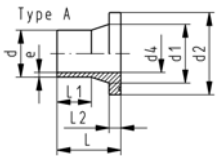
537988

Flange adaptor PE100 SDR11 Jointing face combination serrated/flat metric

Model:

- Conventional butt-welding according to DVS 2207 part 1
- Up to d315, suitable for butterfly valve type 567,568 and 037
- For butterfly valves \geq DN350, please choose flange adaptor no. 53 79 88
- Gasket d20-d630: Profile flange gasket NBR No. 45 44 07, EPDM No. 48 44 07
- Gasket d710-d1000: flat gasket EPDM No. 48 40 03

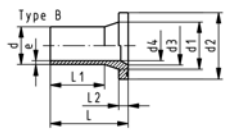
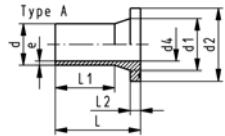
* Type B with chamfer



d [mm]	DN [mm]	Code	GBP	GP	kg
* 250	250	753 798 826	69.23	5	3.260
* 280	250	753 798 827	75.47	5	3.760
* 315	300	753 798 828	88.89	6	4.385
* 355	350	753 798 829	157.95	4	5.855
* 400	400	753 798 830	325.73	2	8.760
* 450	500	753 798 831	378.38	14	14.680
* 500	500	753 798 832	483.21	14	13.630
* 560	600	753 798 833	1429.54	9	19.380
* 630	600	753 798 834	2753.02	9	16.500
710	700	753 798 835	on request	9	21.586
800	800	753 798 836	on request	9	28.505

d [mm]	DN [mm]	d1 [mm]	d2 [mm]	d3 [mm]	d4 [mm]	L [mm]	L1 [mm]	L2 [mm]	e [mm]
* 250	250	285	320	245	204	121	54	35	22,7
* 280	250	291	320	265	229	119	69	35	25,4
* 315	300	335	370	300	257	166	88	35	28,6
* 355	350	373	430	340	290	187	98	40	32,2
* 400	400	427	482	385	327	196	106	45	36,3
* 450	500	514	585	400	368	139	61	60	40,9
* 500	500	530	585	440	409	138	62	60	45,4
* 560	600	615	684	490	458	135	20	60	50,8
* 630	600	642	684	545	516	135	40	60	57,2
710	700	737	800		581	120	20	60	64,5
800	800	840	905		655	120	18	65	72,6

538000



Flange adaptor PE100 S5/SDR11 Combined jointing face: flat and serrated

Model:

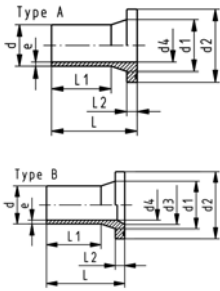
- Long spigot
- For butt-, IR Plus® and electrofusion
- Suitable for flange connections to metric (from d110 also to ANSI/ASME B16.5)
- Up to d315, suitable for butterfly valve type 567,568 and 037
- Gasket d20-d630: Profile flange gasket NBR No. 45 44 07, EPDM No. 48 44 07
- Gasket d710-d1000: flat gasket EPDM No. 48 40 03
- 10 bar Gas / 16 bar Water

* Type B with chamfer

d [mm]	DN [mm]	FM	Code	GBP	GP	kg
20	15	IR	753 800 006	4.49	50	0.022
25	20	IR	753 800 007	4.66	-	0.034
32	25	IR	753 800 008	5.43	25	0.051
40	32	IR	753 800 009	6.45	60	0.076
50	40	IR	753 800 010	8.25	50	0.107
63	50	IR	753 800 011	9.62	70	0.174
* 75	65	IR	753 800 012	12.14	30	0.300
* 90	80	IR	753 800 013	15.98	24	0.440
* 110	100	IR	753 800 014	19.91	16	0.685
* 125	100	IR	753 800 015	24.57	16	0.836
* 140	125	IR	753 800 016	31.54	6	1.295
* 160	150	IR	753 800 017	35.21	6	1.644
* 180	150	IR	753 800 018	55.43	6	1.873
* 200	200	IR	753 800 019	63.29	4	2.758
* 225	200	IR	753 800 020	68.08	4	2.972
* 250	250	--	753 800 021	104.49	6	4.535
* 280	250	--	753 800 022	138.08	5	4.925
* 315	300	--	753 800 023	175.17	2	6.393
* 355	350	--	753 800 024	303.08	2	10.400
* 400	400	--	753 800 025	975.78	1	14.600
* 450	500	--	753 800 026	1337.82	1	24.800
* 500	500	--	753 800 027	1515.74	1	27.400
* 560	600	--	753 800 028	1996.03	1	38.000
* 630	600	--	753 800 029	2465.56	1	42.300
710	700	--	753 800 030	on request	-	56.379
800	800	--	753 800 033	on request	-	72.636

d [mm]	DN [mm]	d1 [mm]	d2 [mm]	d3 [mm]	d4 [mm]	L [mm]	L1 [mm]	L2 [mm]	e [mm]
20	15	27	45		16	85	41	7	1.9
25	20	33	58		20	85	41	9	2.3
32	25	40	68		26	85	44	10	3.0
40	32	50	78		32	85	49	11	3.7
50	40	61	88		40	104	55	12	4.6
63	50	75	102		51	98	69	14	5.8
* 75	65	89	122	66	61	125	89	16	6.8
* 90	80	105	138	78	73	140	103	17	8.2
* 110	100	125	158	100	90	160	114	18	10.0
* 125	100	132	158	114	102	170	125	25	11.4
* 140	125	155	188	127	114	200	147	25	12.7
* 160	150	175	212	151	130	200	147	25	14.6
* 180	150	180	212	158	147	200	170	30	16.4
* 200	200	232	268	203	163	200	128	32	18.2
* 225	200	235	268	210	184	200	138	32	20.5
* 250	250	285	320	245	204	219	138	35	22.7
* 280	250	291	320	265	229	231	144	35	25.4
* 315	300	335	370	300	257	239	158	35	28.6
* 355	350	373	430	340	290	260	176	40	32.3
* 400	400	427	482	385	327	290	186	46	36.3
* 450	500	514	585	400	368	333	195	60	40.9
* 500	500	530	585	440	409	350	212	60	45.5
* 560	600	615	685	490	458	365	230	60	50.9

table continued next page



d [mm]	DN [mm]	d1 [mm]	d2 [mm]	d3 [mm]	d4 [mm]	L [mm]	L1 [mm]	L2 [mm]	e [mm]
* 630	600	642	685	545	515	385	250	60	57.3
710	700	737	800		581	400	280	60	64.5
800	800	840	905		652	400	280	65	74.0

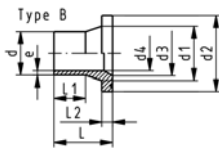
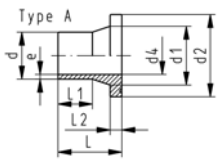
537988

Flange adaptor PE100 S8.3/SDR17.6 Joining face combination serrated/flat metric

Model:

- Conventional butt-welding according to DVS 2207 part 1
- Up to d315, suitable for butterfly valve type 567,568 and 037
- For butterfly valves \geq DN350, please choose flange adaptor no. 53 79 88
- Gasket d20-d630: Profile flange gasket NBR No. 45 44 07, EPDM No. 48 44 07
- Gasket d710-d1000: flat gasket EPDM No. 48 40 03

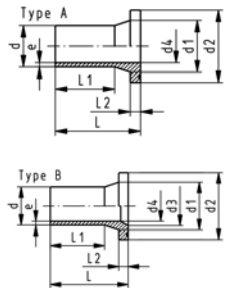
* Type B with chamfer



d [mm]	DN [mm]	Code	GBP	GP	kg
* 250	250	753 798 851	62.95	5	2.315
* 280	250	753 798 852	69.66	5	2.165
* 315	300	753 798 853	84.40	6	3.080
* 355	350	753 798 854	144.23	4	4.155
* 400	400	753 798 855	302.74	2	6.050
450	500	753 798 856	357.31	14	9.960
500	500	753 798 857	441.37	14	9.865
560	600	753 798 858	451.67	9	14.875
630	600	753 798 859	538.03	9	12.515
710	700	753 798 860	on request	9	15.878
800	800	753 798 861	on request	9	20.948
900	900	753 798 862	on request	9	29.183
1000	1000	753 798 863	on request	9	36.209

d [mm]	DN [mm]	d1 [mm]	d2 [mm]	d3 [mm]	d4 [mm]	L [mm]	L1 [mm]	L2 [mm]	e [mm]
* 250	250	285	320	245	220	121	61	25	14,8
* 280	250	291	320	265	246	119	69	25	16,6
* 315	300	335	370	300	277	164	86	25	18,7
* 355	350	373	430	340	312	180	100	30	21,1
* 400	400	427	482	385	352	197	110	33	23,7
450	500	514	585		396	141	64	46	26,7
500	500	530	585		440	141	67	46	29,7
560	600	615	685		493	142	60	50	33,2
630	600	642	685		555	144	71	50	37,4
710	700	737	800		626	120	20	50	42,1
800	800	840	905		705	120	18	52	47,4
900	900	944	1005		793	140	15	55	53,3
1000	1000	1047	1110		881	140	10	60	59,3

538000
538001



Flange adaptor PE100 SDR17/17.6 Combined jointing face: flat and serrated

Model:

- Long spigot
- For butt-, IR Plus® and electrofusion
- Suitable for flange connections to metric (from d110 also to ANSI/ASME B16.5)
- Up to d315, suitable for butterfly valve type 567,568 and 037
- Gasket d20-d630: Profile flange gasket NBR No. 45 44 07, EPDM No. 48 44 07
- Gasket d710-d1000: flat gasket EPDM No. 48 40 03
- 5 bar Gas / 10 bar Water

* Type B with chamfer

d [mm]	DN [mm]	FM	Code	GBP	GP	kg
50	40	--	753 800 085	8.12	10	0.110
63	50	--	753 800 086	9.62	32	0.143
75	65	--	753 800 087	12.14	18	0.246
90	80	--	753 800 088	15.85	24	0.351
110	100	IR	753 800 089	19.79	16	0.531
* 125	100	IR	753 800 090	24.53	16	0.629
* 140	125	IR	753 800 091	31.54	6	0.973
* 160	150	IR	753 800 092	35.60	6	1.257
180	150	IR	753 800 093	55.77	6	1.364
* 200	200	IR	753 800 094	62.95	4	2.212
* 225	200	IR	753 800 095	68.08	4	2.233
* 250	250	--	753 800 096	82.31	6	3.595
* 280	250	--	753 800 097	124.32	5	3.355
* 315	300	--	753 800 098	163.03	2	5.320
* 355	350	--	753 800 099	282.01	2	16.200
* 400	400	--	753 800 100	497.48	1	10.300
450	500	--	753 800 101	1241.86	1	15.800
500	500	--	753 800 102	1260.05	1	19.100
560	600	--	753 800 103	1252.09	1	27.500
630	600	--	753 800 104	1496.67	1	30.000
710	700	--	753 800 105	on request	-	39.376
800	800	--	753 800 106	on request	-	50.759
900	900	--	753 800 107	on request	-	64.202
1000	1000	--	753 800 108	on request	-	79.495

d [mm]	d1 [mm]	d2 [mm]	d3 [mm]	d4 [mm]	L [mm]	L1 [mm]	L2 [mm]	e [mm]
50	61	88		44	104	55	12	3.0
63	75	102		55	120	65	14	3.8
75	89	122		66	130	75	16	4.5
90	105	138		79	140	103	17	5.4
110	125	158		96	160	117	18	6.6
* 125	132	158	114	110	170	125	25	7.4
* 140	155	188	127	123	200	147	25	8.3
* 160	175	212	158	141	200	147	25	9.5
180	180	212		158	200	170	30	10.7
* 200	232	268	203	176	200	128	32	11.9
* 225	235	268	210	198	200	138	32	13.4
* 250	285	320	245	220	220	148	25	14.8
* 280	291	320	265	246	230	154	25	16.6
* 315	335	370	300	277	242	166	36	18.7
* 355	373	430	340	312	261	179	30	21.1
* 400	427	483	385	352	290	196	33	23.7
450	514	585		396	333	195	60	26.7
500	530	585		440	350	212	60	29.7
560	615	685		493	365	230	60	33.2
630	642	685		555	385	250	60	37.4
710	737	800		626	400	280	50	42.1
800	840	905		705	400	280	52	47.4
900	944	1005		793	400	260	55	53.3
1000	1047	1110		881	400	260	60	59.3



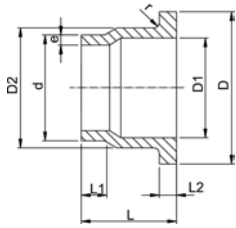
Outlet flange adaptor PE80 SDR11

Model:

- Conventional butt-welding according to DVS 2207 part 1
- Suitable for wafer check valves Type 369

Attention:

- In conjunction with outlet flange adaptors, **flange rings for socket systems** must be used.



d [mm]	DN [mm]	Code	GBP	GP	kg
40	32	733 808 034	52.08	-	0.064
50	40	733 808 035	55.63	-	0.088
63	50	733 808 036	65.17	-	0.126
75	65	733 808 037	82.80	-	0.187
90	80	733 808 038	94.11	-	0.346
110	100	733 808 039	117.47	-	0.500
140	125	733 808 041	142.93	-	0.710
160	150	733 808 042	182.56	-	0.910
225	200	733 808 045	280.23	-	1.830
280	250	733 808 047	435.91	-	3.550
315	300	733 808 048	660.93	-	4.960

d [mm]	D [mm]	D1 [mm]	D2 [mm]	L [mm]	L1 [mm]	L2 [mm]	e [mm]	r [mm]
40	80	37	50	64	30	11	3,7	3
50	90	43	61	67	30	12	4,6	3
63	105	54	76	74	30	14	5,8	4
75	125	70	90	78	30	16	6,8	4
90	140	82	108	87	35	17	8,2	4
110	160	105	131	102	41	18	10,0	4
140	190	130	165	124	47	25	12,7	4
160	215	158	188	149	52	25	14,6	4
225	270	206	248	180	55	32	20,5	4
280	325	259	308	240	63	35	25,4	4
315	375	308	346	272	66	35	28,6	4



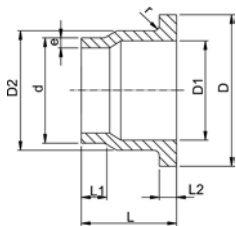
Outlet flange adaptor PE80 SDR17.6

Model:

- Conventional butt-welding according to DVS 2207 part 11
- Suitable for wafer check valves Type 369

Attention:

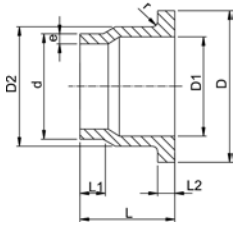
- In conjunction with outlet flange adaptors, **flange rings for socket systems** must be used.



d [mm]	DN [mm]	Code	GBP	GP	kg
40	32	733 808 009	52.08	-	0.060
50	40	733 808 010	55.63	-	0.067
63	50	733 808 011	65.17	-	0.096
75	65	733 808 012	82.80	-	0.170
90	80	733 808 013	94.11	-	0.260
110	100	733 808 014	117.47	-	0.355
140	125	733 808 016	142.93	-	0.500
160	150	733 808 017	182.56	-	0.630
225	200	733 808 020	280.23	-	1.225
280	250	733 808 022	435.91	-	2.230
315	300	733 808 023	660.93	-	2.450

d [mm]	D [mm]	D1 [mm]	D2 [mm]	L [mm]	L1 [mm]	L2 [mm]	e [mm]	r [mm]
40	80	37	50	64	30	11	2,3	3
50	90	43	61	67	30	12	2,9	3
63	105	54	76	74	30	14	3,6	4
75	125	70	90	78	30	16	4,3	4
90	140	82	108	87	35	17	5,1	4
110	160	105	131	102	41	18	6,3	4

table continued next page



d [mm]	D [mm]	D1 [mm]	D2 [mm]	L [mm]	L1 [mm]	L2 [mm]	e [mm]	r [mm]
140	190	130	165	124	47	18	8,0	4
160	215	158	188	149	52	18	9,1	4
225	270	206	248	180	55	24	12,8	4
280	325	259	308	240	63	25	15,9	4
315	375	308	346	272	66	25	17,9	4

537988

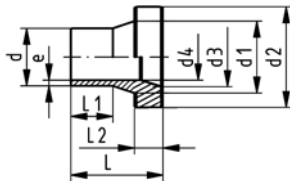
Adaptor for butterfly valves PE100 SDR11 Jointing face flat metric



Model:

- Conventional butt-welding according to DVS 2207 part 11
- Suitable for most common butterfly valves
- Chamfered and ready for use

Max pressure rating: 10 bar at 20°C water



d [mm]	DN [mm]	Code	GBP	kg
355	350	753 798 724	on request	7.805
400	400	753 798 725	on request	10.057
450	450	753 798 726	on request	13.448
500	500	753 798 727	on request	15.001
560	600	753 798 728	on request	29.270
630	600	753 798 729	on request	23.042
710	700	753 798 730	on request	33.765
800	800	753 798 731	on request	41.787

d [mm]	d1 [mm]	d2 [mm]	d3 [mm]	d4 [mm]	L [mm]	L1 [mm]	L2 [mm]	e [mm]
355	373	430	346	312	180	90	65	32.2
400	427	482	404	352	196	95	69	36.3
450	459	533	460	396	195	60	70	40.9
500	530	585	500	440	144	60	47	45.4
560	615	685	610	493	227	60	92	50.8
630	642	685	610	555	149	60	71	57.2
710	737	800	701	625	175	20	105	64.5
800	840	905	785	705	142	18	74	72.6

537988

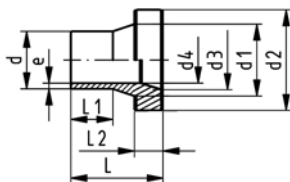
Adaptor for butterfly valves PE100 SDR17/17.6 Jointing face flat metric



Model:

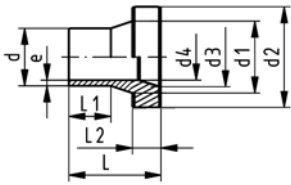
- Conventional butt-welding according to DVS 2207 part 1
- Suitable for most common butterfly valves
- Chamfered and ready for use

Max pressure rating: 10 bar at 20°C water



d [mm]	DN [mm]	Code	GBP	kg
355	350	753 798 749	on request	6.479
400	400	753 798 750	on request	8.426
450	450	753 798 751	on request	9.570
500	500	753 798 752	on request	8.263
560	600	753 798 753	on request	17.307
630	600	753 798 754	on request	12.122
710	700	753 798 755	on request	21.505
800	800	753 798 756	on request	21.841
900	900	753 798 757	on request	34.187
1000	1000	753 798 758	on request	43.733
1200	1200	753 798 759	on request	106.295

table continued next page



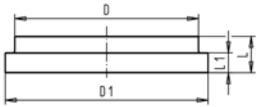
d [mm]	d1 [mm]	d2 [mm]	d3 [mm]	d4 [mm]	L [mm]	L1 [mm]	L2 [mm]	e [mm]
355	373	430	346	312	180	90	65	21.1
400	427	482	404	352	196	95	69	23.7
450	459	533	460	396	195	60	90	26.7
500	530	585	500	440	144	60	47	29.7
560	615	685	610	493	227	60	92	33.2
630	642	685	610	555	149	60	71	37.4
710	737	800	701	625	175	20	105	42.1
800	840	905	785	705	142	18	74	47.4
900	947	1005	890	793	189	15	104	53.3
1000	1047	1110	994	881	204	10	124	59.3
1200	1256	1330	1860	1057	377	160	126	71.2

53 96 06

End blank PE For butt fusion systems metric

Model:

- Suitable for metric backing flanges



d [mm]	DN [mm]	PN	Code	GBP	kg	D [mm]	D1 [mm]	L [mm]	L1 [mm]
63	50	16	753 960 611	67.12	0.154	75	102	30	14
75	65	16	753 960 612	71.12	0.230	89	122	30	16
90	80	16	753 960 613	80.32	0.307	105	138	30	17
110	100	16	753 960 614	85.67	0.416	125	158	30	18
125	100	16	753 960 615	85.67	0.478	132	158	35	25
140	125	16	753 960 616	122.23	0.713	155	188	40	25
160	150	16	753 960 617	164.25	0.952	175	212	40	25
180	150	16	753 960 618	182.77	1.030	180	212	45	30
200	200	16	753 960 619	231.03	1.795	232	268	50	32
225	200	16	753 960 620	259.29	2.044	235	268	50	32
250	250	16	753 960 621	274.87	3.158	285	320	55	35
280	250	16	753 960 622	373.07	4.157	291	320	60	35
315	300	16	753 960 623	643.78	5.249	335	370	65	35
355	350	16	753 960 624	975.82	7.698	373	430	70	40
400	400	16	753 960 625	1116.73	10.966	427	482	75	46
450	500	16	753 960 626	1835.76	18.671	510	585	80	60
500	500	16	753 960 627	2242.45	22.865	530	585	90	60
560	600	16	753 960 628	3225.68	31.447	615	685	100	60
630	600	16	753 960 629	3476.33	36.074	642	685	110	60

53 70 06

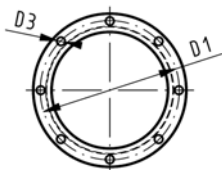
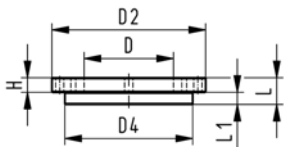
Blanking flange set PE Combined jointing face flat and serrated metric

Model:

- d63 - d315: Backing Flange PP-V with End Blank PE
- d355 - d630: Backing Flange PP/Steel with End Blank PE
- Connecting dimensions: ISO 7005, EN 1092, DIN 2501
- Bolt circle PN 10

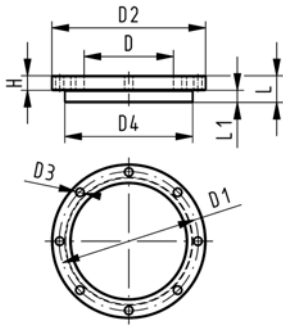
AL: number of holes

L: length of the End Blank




d [mm]	DN [mm]	PN	Code Code	GBP	kg
63	50	16	753 700 611	on request	0.674
75	65	16	753 700 612	on request	0.910
90	80	16	753 700 613	on request	1.067
110	100	16	753 700 614	on request	1.216
125	100	16	753 700 615	on request	1.678
140	125	16	753 700 616	on request	1.913
160	150	16	753 700 617	on request	2.352
180	150	16	753 700 618	on request	2.430
200	200	16	753 700 619	on request	3.495
225	200	16	753 700 620	on request	3.744
250	250	16	753 700 621	on request	5.558
280	250	16	753 700 622	on request	19.957

table continued next page



d [mm]	DN [mm]	PN	Code Code	GBP	kg
315	300	16	753 700 623	on request	24.569
355	350	16	753 700 624	on request	23.198
400	400	16	753 700 625	on request	30.766
450	500	10	753 700 626	on request	44.271
500	500	10	753 700 627	on request	47.165
560	600	10	753 700 628	on request	67.147
630	600	10	753 700 629	on request	68.574

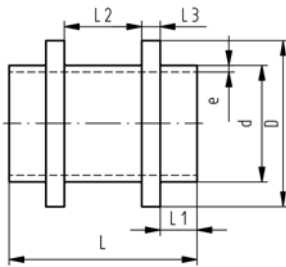
d [mm]	D [mm]	D1 [mm]	D2 [mm]	D3 [mm]	D4 [mm]	H [mm]	L [mm]	L1 [mm]	AL
63	75	125	165	18	102	24	30	14	4
75	89	145	185	18	122	26	30	16	4
90	105	160	200	18	138	27	30	17	8
110	125	180	220	18	158	28	30	18	8
125	132	180	220	18	158	28	35	25	8
140	155	210	250	18	188	30	40	25	8
160	175	240	285	22	212	32	40	25	8
180	180	240	285	22	212	32	45	30	8
200	232	295	340	22	268	34	50	32	8
225	235	295	340	22	268	34	50	32	8
250	285	350	395	22	320	38	55	35	12
280	291	350	395	22	320	38	60	35	12
315	335	400	445	22	370	42	65	35	12
355	373	460	515	22	430	40	70	40	16
400	427	515	574	26	482	40	75	46	16
450	510	620	684	26	585	49	80	60	20
500	530	620	684	26	585	49	90	60	20
560	615	725	796	30	685	58	100	60	20
630	642	725	796	30	685	68	110	60	20




Fixpoint fitting PE100 S5/SDR11

Model:

- Conventional butt-welding according to DVS 2207 part 1
- IR = Infrared-(IR Plus®) compatible. Please choose fusion parameters: PE100
- Machined



d [mm]	FM	Code	GBP	GP	kg	D [mm]	L [mm]	L1 [mm]	L2 [mm]	L3 [mm]	e [mm]
63	IR	753 665 558	184.09	10	0.182	90	122	30	42	10	5.8
75	IR	753 665 559	196.75	-	0.265	110	122	30	42	10	6.8
90	IR	753 665 560	229.09	-	0.357	125	122	30	42	10	8.2
110	IR	753 665 561	253.83	-	0.592	140	142	30	52	15	10.0
125	IR	753 665 562	290.38	-	0.811	160	152	35	52	15	11.4
140	IR	753 665 563	421.09	-	1.068	180	162	40	52	15	12.7
160	IR	753 665 564	485.28	-	1.349	200	162	40	52	15	14.6
180	IR	753 665 565	610.08	-	2.001	225	182	45	52	20	16.4
200	IR	753 665 566	720.52	-	2.469	250	182	45	52	20	18.2
225	IR	753 665 567	1116.92	-	3.438	280	192	45	52	25	20.5
250	--	753 665 568	1172.38	-	3.858	280	212	50	62	25	22.7
280	--	753 665 569	1222.74	-	5.217	315	222	50	62	30	25.4
315	--	753 665 570	1293.73	-	6.627	355	222	50	62	30	28.6
355	--	753 665 571	1436.53	-	7.731	400	192	30	62	35	32.2
400	--	753 665 572	1944.70	-	10.890	450	212	30	72	40	36.3
450	--	753 665 573	2546.37	-	14.775	500	232	35	72	45	40.9
500	--	753 665 574	3219.15	-	20.268	560	252	40	72	50	45.4
560	--	753 665 575	4424.13	-	28.608	630	282	45	82	55	50.8
630	--	753 665 576	5578.95	-	39.129	710	302	50	82	60	57.2

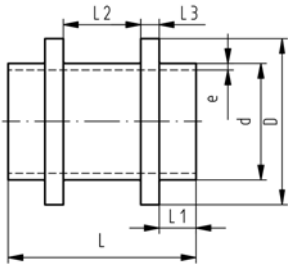


Fixpoint fitting PE100 SDR17/17.6



Model:

- Conventional butt-welding according to DVS 2207 part 1
- IR = Infrared-(IR Plus®) compatible. Please choose fusion parameters: PE100
- Machined

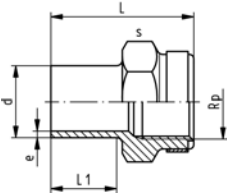


d [mm]	FM	Code	GBP	GP	kg	D [mm]	L [mm]	L1 [mm]	L2 [mm]	L3 [mm]	e [mm]
63	--	753 665 577	172.94	-	0.144	90	122	30	42	10	3.8
75	--	753 665 578	182.74	-	0.212	110	122	30	42	10	4.5
90	--	753 665 579	215.77	-	0.279	125	122	30	42	10	5.4
110	IR	753 665 580	235.85	-	0.457	140	142	30	52	15	6.6
125	IR	753 665 581	265.99	-	0.618	160	152	35	52	15	7.4
140	IR	753 665 582	388.47	-	0.815	180	162	40	52	15	8.3
160	IR	753 665 583	445.87	-	1.014	200	162	40	52	15	9.5
180	IR	753 665 584	561.17	-	1.528	225	182	45	52	20	10.7
200	IR	753 665 585	651.59	-	1.887	250	182	45	52	20	11.9
225	IR	753 665 586	1011.83	-	2.661	280	192	45	52	25	13.4
250	--	753 665 587	1067.32	-	2.796	280	212	50	62	25	14.8
280	--	753 665 588	1101.29	-	3.829	315	222	50	62	30	16.6
315	--	753 665 589	1173.04	-	4.871	355	222	50	62	30	18.7
355	--	753 665 590	1284.98	-	5.812	400	192	30	62	35	21.1
400	--	753 665 591	1735.65	-	8.180	450	212	30	72	40	23.7
450	--	753 665 592	2293.45	-	11.015	500	232	35	72	45	26.7
500	--	753 665 593	2876.15	-	15.251	560	252	40	72	50	29.7
560	--	753 665 594	on request	-	0.000	630	282	45	82	55	33.2
630	--	753 665 595	on request	-	29.574	710	302	50	82	60	37.4

Adaptor fittings for butt fusion PE100

53 91 02

Adaptor socket PE100 SDR11 metric Rp



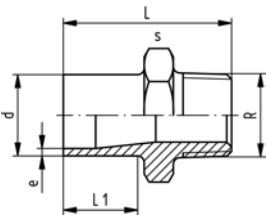
Model:

- With butt fusion spigot **SDR11** and BSP parallel female thread Rp, reinforced
- Reinforcing ring stainless (A2)
- Connection to plastic or metal threads
- Do not use thread sealing pastes that are harmful to PE
- Install with low mechanical stress and avoid large cyclic temperature changes

d [mm]	Rp [inch]	DN [mm]	FM	Code	GBP	GP	kg	L [mm]	L1 [mm]	s [mm]	e [mm]
20	½	15	IR	753 910 266	7.14	180	0.018	48	23	32	1,9
25	¾	20	IR	753 910 267	8.43	100	0.022	50	23	36	2,3
32	1	25	IR	753 910 268	10.55	100	0.039	54	23	46	2,9
40	1 ¼	32	IR	753 910 269	12.10	100	0.068	56	23	55	3,7
50	1 ½	40	IR	753 910 270	18.96	60	0.087	60	23	65	4,6
63	2	50	IR	753 910 271	22.09	20	0.140	62	23	80	5,8

53 91 05

Adaptor nipple PE100 SDR11 metric R



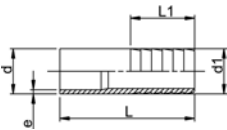
Model:

- With butt fusion spigot SDR11 and tapered male thread
- Do not use thread sealing pastes that are harmful to PE
- Install with low mechanical stress and avoid large cyclic temperature changes

d [mm]	R [inch]	DN [mm]	FM	Code	GBP	GP	kg	L [mm]	L1 [mm]	s [mm]	e [mm]
20	½	15	IR	753 910 556	5.58	150	0.014	51	23	32	1,9
25	¾	20	IR	753 910 557	6.76	100	0.026	52	23	36	2,3
32	1	25	IR	753 910 558	8.43	100	0.029	55	23	46	3,0
40	1 ¼	32	IR	753 910 559	10.13	50	0.043	58	23	55	3,7
50	1 ½	40	IR	753 910 560	16.63	60	0.064	60	23	65	4,6
63	2	50	IR	753 910 561	20.95	-	0.140	67	26	80	5,8

53 96 86

Hose connector PE100 SDR11 metric



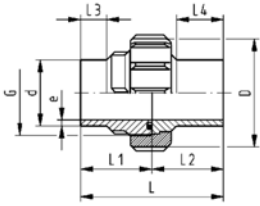
Model:

- With butt fusion spigot **SDR11** and parallel hose connection

d [mm]	d1 [mm]	DN [mm]	FM	Code	GBP	GP	kg	L [mm]	L1 [mm]	e [mm]
20	20	15	IR	753 968 606	5.33	-	0.008	64	27	1,9
25	25	20	IR	753 968 607	6.61	-	0.013	75	36	2,3
32	32	25	IR	753 968 608	8.43	-	0.021	82	36	2,9
40	40	32	IR	753 968 609	9.91	-	0.034	84	42	3,7
50	50	40	IR	753 968 610	19.04	-	0.056	90	48	4,6
63	60	50	IR	753 968 611	21.09	-	0.095	100	50	5,8

Unions for butt fusion

Union PE100 S5/SDR11



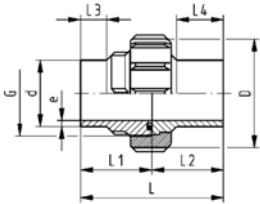
Model:

- Conventional butt-welding according to DVS 2207 part 1
- IR = Infrared- (IR Plus®) compatible.
- Gasket: O-Ring EPDM No. 48 41 00, FPM No. 49 41 00
- **For the dimensions d75-110 please see instructions for the installation**

d [mm]	PN	FM	EPDM Code	GBP	FPM Code	GBP	GP	kg
20	16	IR	753 518 606	13.16	753 528 606	14.65	100	0.042
25	16	IR	753 518 607	16.21	753 528 607	18.33	100	0.052
32	16	IR	753 518 608	16.78	753 528 608	18.62	100	0.083
40	16	IR	753 518 609	23.71	753 528 609	27.96	50	0.151
50	16	IR	753 518 610	29.51	753 528 610	34.17	50	0.196
63	16	IR	753 518 611	38.86	753 528 611	44.15	10	0.364
75	10	IR	753 518 612	62.25	753 528 612	70.98	-	0.520
90	10	IR	753 518 613	79.73	753 528 613	89.49	-	0.540
110	10	IR	753 518 614	102.10	753 528 614	123.52	-	0.760

d [mm]	D [mm]	G [inch]	L [mm]	L1 [mm]	L2 [mm]	L3 [mm]	L4 [mm]	e [mm]
20	48	1	107	54.0	53.0	26	38	1,9
25	58	1 1/4	113	57.0	56.0	26	42	2,3
32	65	1 1/2	119	60.0	59.0	25	41	3,0
40	79	2	126	63.0	63.0	25	42	3,7
50	91	2 1/4	131	65.5	65.5	25	44	4,6
63	111	2 3/4	137	69.0	68.0	25	45	5,8
75	135	S107,5x3,6	132	66.0	65.5	24	34	6,8
90	135	S107,5x3,6	131	65.5	65.5	24	45	8,2
110	158	S127,5x3,6	131	65.5	65.5	25	40	10,0

Union PE100 S8.3/SDR17.6



Model:

- Conventional butt-welding according to DVS 2207 part 1
- IR = Infrared- (IR Plus®) compatible.
- Gasket: O-Ring EPDM No. 48 41 00, FPM No. 49 41 00
- **For the dimensions d75-110 please see instructions for the installation**

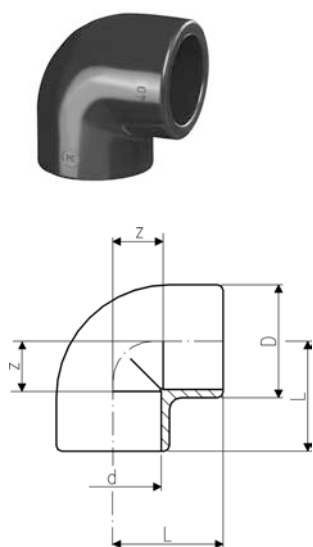
d [mm]	PN	FM	EPDM Code	GBP	FPM Code	GBP	GP	kg
75	10	--	753 518 412	on request	753 528 412	on request	-	0.476
90	10	--	753 518 413	on request	753 528 413	on request	-	0.483
110	10	IR	753 518 414	on request	753 528 414	on request	-	0.663

d [mm]	D [mm]	G [inch]	L [mm]	L1 [mm]	L2 [mm]	e [mm]
75	135	S107,5x3,6	132	66.0	66.0	4,3
90	135	S107,5x3,6	131	65.5	65.5	5,1
110	158	S127,5x3,6	131	65.5	65.5	6,3

Socket fusion fittings

33 10 01

Elbow 90° PE80



d [mm]	PN	Code	GBP	GP	kg	D [mm]	L [mm]	z [mm]
20	10	733 100 106	3.52	120	0.022	31	28	14
25	10	733 100 107	4.11	80	0.032	36	32	16
32	10	733 100 108	4.82	40	0.048	44	38	20
40	10	733 100 109	6.43	60	0.080	54	44	24
50	10	733 100 110	11.60	30	0.130	66	51	28
63	10	733 100 111	15.07	-	0.229	82	62	35
75	10	733 100 112	31.78	-	0.320	93	76	45
90	10	733 100 113	40.06	-	0.502	110	88	53
110	10	733 100 114	60.30	-	0.864	134	106	65

33 15 01

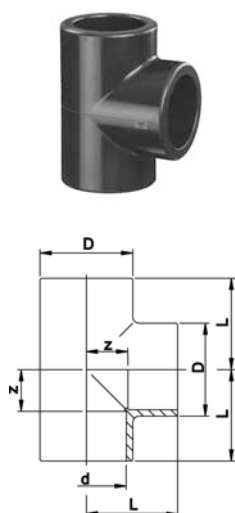
Elbow 45° PE80



d [mm]	PN	Code	GBP	GP	kg	D [mm]	L [mm]	z [mm]
20	10	733 150 106	4.82	120	0.018	31	21	7
25	10	733 150 107	5.42	70	0.026	36	24	8
32	10	733 150 108	5.42	100	0.038	44	28	10
40	10	733 150 109	8.56	80	0.061	53	33	13
50	10	733 150 110	10.98	35	0.088	64	36	13
63	10	733 150 111	14.44	10	0.184	82	43	16
75	10	733 150 112	30.28	-	0.232	93	51	20
90	10	733 150 113	40.06	-	0.415	114	58	23
110	10	733 150 114	60.30	-	0.658	134	68	27

33 20 01

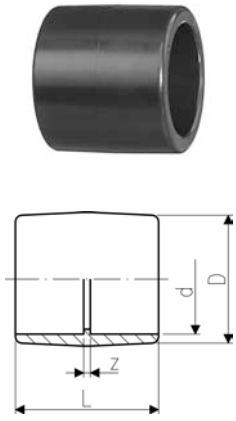
Tee 90° equal PE80



d [mm]	PN	Code	GBP	GP	kg	D [mm]	L [mm]	z [mm]
20	10	733 200 106	4.82	80	0.028	31	28	14
25	10	733 200 107	4.82	50	0.041	36	32	16
32	10	733 200 108	5.42	50	0.060	44	38	20
40	10	733 200 109	6.92	100	0.101	54	44	24
50	10	733 200 110	11.60	20	0.163	66	51	28
63	10	733 200 111	15.85	10	0.300	82	62	35
75	10	733 200 112	36.65	2	0.408	93	76	45
90	10	733 200 113	53.44	5	0.747	114	88	53
110	10	733 200 114	71.47	1	1.113	134	106	65

33 91 01

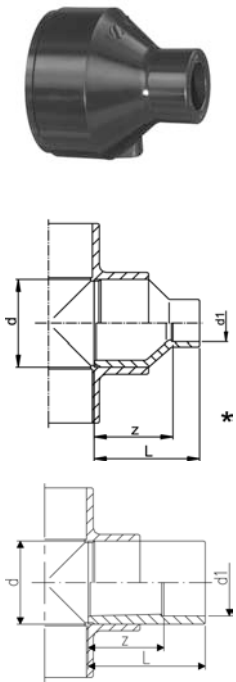
Socket equal PE80



d [mm]	PN	Code	GBP	GP	kg	D [mm]	L [mm]	z [mm]
20	10	733 910 106	2.63	180	0.014	31	35	7
25	10	733 910 107	2.71	120	0.019	36	39	7
32	10	733 910 108	3.62	100	0.027	44	43	7
40	10	733 910 109	4.43	100	0.043	54	48	8
50	10	733 910 110	6.92	60	0.077	66	54	8
63	10	733 910 111	9.20	20	0.126	82	62	8
75	10	733 910 112	15.07	10	0.154	93	70	8
90	10	733 910 113	18.46	-	0.234	112	81	11
110	10	733 910 114	31.78	-	0.428	134	96	14

33 91 03

Reducer PE80



d [mm]	d1 [mm]	PN	Code	GBP	GP	kg	L [mm]	z [mm]
25	20	10	733 910 337	3.52	180	0.013	39	23
32	25	10	733 910 341	4.11	100	0.021	43	27
* 40	20	10	733 910 348	6.14	100	0.023	48	34
* 40	25	10	733 910 347	6.14	80	0.027	48	32
40	32	10	733 910 346	6.14	80	0.032	48	30
* 50	32	10	733 910 353	8.56	60	0.042	54	36
50	40	10	733 910 352	8.56	100	0.049	54	34
* 63	20	10	733 910 362	11.60	45	0.057	64	50
* 63	25	10	733 910 361	9.91	45	0.060	64	48
* 63	32	10	733 910 360	9.91	45	0.065	64	46
* 63	40	10	733 910 359	9.91	60	0.070	64	44
63	50	10	733 910 358	9.91	100	0.086	64	41
75	63	10	733 910 364	11.60	-	0.103	62	35
* 90	63	10	733 910 371	16.06	10	0.192	88	62
90	75	10	733 910 370	16.06	10	0.146	70	39
110	90	10	733 910 376	21.58	-	0.253	81	45

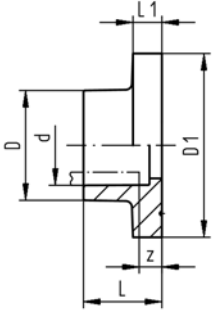
33 96 01

End cap PE80



d [mm]	PN	Code	GBP	GP	kg	D [mm]	L [mm]
20	10	733 960 106	6.14	240	0.010	30	27
25	10	733 960 107	6.14	150	0.016	36	30
32	10	733 960 108	6.14	100	0.025	44	34
40	10	733 960 109	6.54	70	0.038	53	38
50	10	733 960 110	8.56	80	0.061	65	44
63	10	733 960 111	10.76	50	0.096	80	51
75	10	733 960 112	20.80	32	0.157	91	66
90	10	733 960 113	24.98	-	0.272	111	77
110	10	733 960 114	31.78	-	0.414	137	93

53 79 02



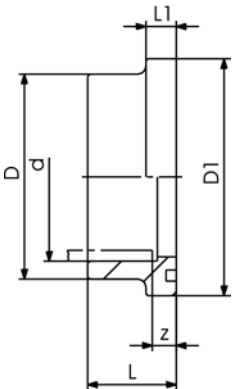
Flange adaptor PE100 Jointing face flat/serrated

Model:

- Counterpart: Flange Adaptor flat/serrated or with O-ring groove
- Connection: according to EN ISO 15494-, DIN 16963-11
- Gasket: Profile flange gasket EPDM No. 48 44 07, FPM No. 49 44 07
- Flanges: PP with steel core, No. 27 70 02, PP-V, No 27 70 04

d [mm]	DN [mm]	PN	Code	GBP	GP	kg	D [mm]	D1 [mm]	L [mm]	L1 [mm]	z [mm]
20	15	10	753 790 206	2.40	200	0.013	27	45	19	7	5
25	20	10	753 790 207	2.63	100	0.025	33	58	21	9	5
32	25	10	753 790 208	2.91	100	0.037	41	68	23	10	5
40	32	10	753 790 209	3.73	100	0.052	50	78	25	11	5
50	40	10	753 790 210	4.34	50	0.069	61	88	28	12	5
63	50	10	753 790 211	5.42	50	0.102	76	102	32	14	5
75	65	10	753 790 212	10.98	-	0.163	90	122	36	16	5
90	80	10	753 790 213	16.92	-	0.233	108	138	42	17	7
110	100	10	753 790 214	25.26	-	0.319	131	158	48	18	7

33 81 01



Flange adaptor PE80 Jointing face with o-ring groove

Model:

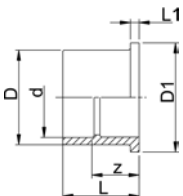
- Counterpart: Flange adaptor flat/serrated 53 79 02
- Gasket: O-Ring EPDM No. 48 41 00, FPM No. 49 41 00
- Flanges: PP with steel core, No. 27 70 02, PP-V, No 27 70 04

d [mm]	DN [mm]	PN	Code	GBP	GP	kg	D [mm]	D1 [mm]	L [mm]	L1 [mm]	z [mm]
20	15	10	733 810 106	2.40	240	0.008	27	34	22	9	8
25	20	10	733 810 107	2.63	170	0.012	33	41	24	10	8
32	25	10	733 810 108	2.91	100	0.019	41	50	26	10	8
40	32	10	733 810 109	3.73	120	0.031	50	61	30	13	10
50	40	10	733 810 110	4.34	90	0.044	61	73	33	13	10
63	50	10	733 810 111	5.42	24	0.072	76	90	37	14	10
75	65	10	733 810 112	10.98	14	0.112	90	106	40	15	10
90	80	10	733 810 113	16.92	10	0.185	108	125	47	16	12
110	100	10	733 810 114	25.26	2	0.283	131	150	55	18	13

Outlet flange adaptor PE80 Jointing face flat

Model:

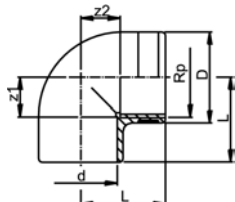
- With fusion socket metric
- Suitable for wafer check valves Type 369
- To be installed on the outlet side of the valve
- Use flanges PP-V 27 70 04



d [mm]	DN [mm]	PN	Code	GBP	GP	kg	D [mm]	D1 [mm]	L [mm]	L1 [mm]	z [mm]
40	32	6	733 800 009	68.15	-	0.060	50	78	55	11	35
50	40	6	733 800 010	72.88	-	0.080	61	88	61	12	38
63	50	6	733 800 011	84.20	-	0.130	76	102	69	14	41
75	65	6	733 800 012	105.45	-	0.160	90	122	79	16	49
90	80	6	733 800 013	109.69	-	0.270	107	138	100	17	65
110	100	6	733 800 014	132.33	-	0.480	130	158	105	18	62

Adaptor fittings for socket fusion PE80

33 10 02



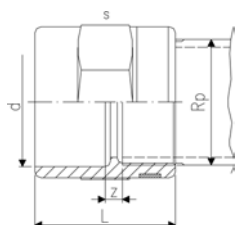
Elbow 90° PE80 metric Rp

Model:

- With fusion socket metric and parallel female thread Rp, reinforced
- Reinforcing ring stainless (A2)
- Connection to plastic or metal threads
- Do not use thread sealing pastes that are harmful to PE
- Install with low mechanical stress and avoid large cyclic temperature changes

d [mm]	Rp [inch]	PN	Code	GBP	GP	kg	D [mm]	L [mm]	z1 [mm]	z2 [mm]
20	½	10	733 100 206	8.07	120	0.024	30	28	14	14
25	¾	10	733 100 207	16.35	80	0.033	35	32	16	16
32	1	10	733 100 208	17.41	40	0.061	44	38	20	20
40	1 ¼	10	733 100 209	34.67	90	0.094	54	44	24	24

33 91 02



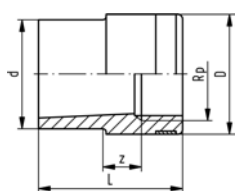
Adaptor socket PE80 metric Rp

Model:

- With fusion socket metric and parallel female thread Rp, reinforced
- Reinforcing ring stainless (A2)
- Connection to plastic or metal threads
- Do not use thread sealing pastes that are harmful to PE
- Install with low mechanical stress and avoid large cyclic temperature changes

d [mm]	Rp [inch]	PN	Code	GBP	GP	kg	L [mm]	s [mm]	z [mm]
20	½	10	733 910 206	4.11	150	0.020	35	32	7
25	¾	10	733 910 207	5.23	100	0.026	39	36	7
32	1	10	733 910 208	6.65	70	0.043	45	46	7
40	1 ¼	10	733 910 209	8.22	100	0.070	53	55	7
50	1 ½	10	733 910 210	13.30	60	0.099	54	65	9
63	2	10	733 910 211	18.18	20	0.159	62	80	9

33 91 04



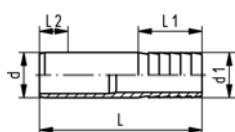
Reducing bush PE80 metric Rp

Model:

- With fusion spigot metric and BSP parallel female thread, reinforced
- Reinforcing ring stainless (A2)
- Connection to plastic or metal threads
- Do not use thread sealing pastes that are harmful to PE
- Install with low mechanical stress and avoid large cyclic temperature changes

d [mm]	Rp [inch]	PN	Code	GBP	GP	kg	L [mm]	z [mm]
20	¾	10	733 910 434	5.34	300	0.012	33	7
25	½	10	733 910 437	5.93	170	0.017	37	6
32	¾	10	733 910 441	6.74	120	0.027	43	8
40	1	10	733 910 446	8.71	60	0.046	49	9
50	1 ¼	10	733 910 452	11.68	60	0.071	55	10

53 96 04



Hose connector PE100 metric

Model:

- With socket fusion spigot metric and parallel hose connection

d [mm]	d1 [mm]	PN	Code	GBP	GP	kg	L [mm]	L1 [mm]	L2 [mm]
20	20	10	753 960 406	3.58	-	0.007	55	27	14
25	25	10	753 960 407	4.47	-	0.015	68	36	16
32	32	10	753 960 408	5.33	-	0.021	77	36	18
40	40	10	753 960 409	9.05	-	0.030	80	42	20
50	50	10	753 960 410	16.00	-	0.064	90	48	23
63	60	10	753 960 411	18.33	-	0.092	100	50	27

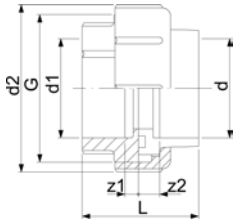
Unions for socket fusion

33 58 01

Adapter union PE80 - PE80 metric

Model:

- Union Ends: Fusion sockets, PE80 metric
- Union Bush: Brass
- Union Nut: brass
- Gasket: O-ring NBR (Nitrile-rubber)



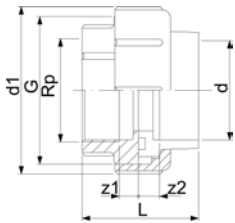
d [mm]	d1 [mm]	PN	Code	GBP	GP	kg	G [inch]	L [mm]	z1 [mm]	D2 [mm]	d2 [mm]	z2 [mm]
20	20	10	733 580 106	19.31	70	0.163	1 1/4	46	6	46	46	3
25	25	10	733 580 107	21.31	50	0.214	1 1/2	49	6	52	52	3
32	32	10	733 580 108	24.12	36	0.294	2	51	6	64	64	3
40	40	10	733 580 109	37.16	24	0.473	2 1/2	56	8	79	79	3
50	50	10	733 580 110	41.13	14	0.491	2 2/3	61	8	85	85	3
63	63	10	733 580 111	49.18	8	0.730	3 1/2	69	8	104	104	3

33 58 02

Adaptor union PE80 - brass metric Rp

Model:

- Union Ends: Fusion sockets, PE80 metric
- Union bush: nickel-plated, parallel female thread Rp
- Union Nut: brass
- Gasket: O-ring NBR (Nitrile-rubber)



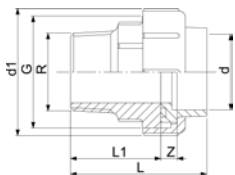
d [mm]	Rp [inch]	PN	Code	GBP	GP	kg	G [inch]	L [mm]	d1 [mm]	z1 [mm]	z2 [mm]
20	1/2	10	733 580 206	18.40	50	0.209	1 1/4	46	46	6	10
25	3/4	10	733 580 207	20.38	50	0.269	1 1/2	48	52	6	9
32	1	10	733 580 208	23.50	34	0.371	2	51	64	6	8
40	1 1/4	10	733 580 209	39.21	18	0.596	2 1/2	56	79	8	7
50	1 1/2	10	733 580 210	42.39	14	0.666	2 3/4	59	85	8	7
63	2	10	733 580 211	50.52	9	0.960	3 1/2	65	104	8	5

33 58 07

Adaptor union PE80 - brass metric R

Model:

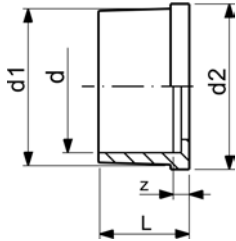
- Union Ends: Fusion sockets, PE80 metric
- Union bush: nickel-plated, taper male thread R
- Union Nut: brass
- Gasket: O-ring NBR (Nitrile-rubber)



d [mm]	R [inch]	PN	Code	GBP	GP	kg	d1 [mm]	G [inch]	L [mm]	L1 [mm]	z [mm]
20	1/2	10	733 580 706	20.09	60	0.260	46	1 1/4	62	40	6
25	3/4	10	733 580 707	21.94	40	0.324	52	1 1/2	65	41	6
32	1	10	733 580 708	24.98	30	0.470	64	2	71	45	6
40	1 1/4	10	733 580 709	41.54	16	0.754	79	2 1/2	78	48	8
50	1 1/2	10	733 580 710	44.09	12	0.781	85	2 3/4	81	43	8
63	2	10	733 580 711	53.21	8	1.166	104	3 1/2	91	54	8

Union ends

34 60 01



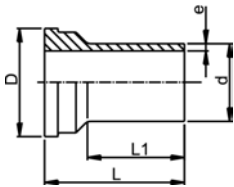
Union end PE80

Model:

- With fusion socket metric
- Suitable for unions, tank connectors and diaphragm valves Type 514

d [mm]	PN	Code	GBP	GP	kg	d1 [mm]	d2 [mm]	L [mm]	L1 [mm]	z [mm]
20	10	734 600 106	2.03	-	0.006	28	30	19	5	5
25	10	734 600 107	2.32	-	0.012	36	39	21	5	5
32	10	734 600 108	2.63	-	0.015	42	45	23	6	5
40	10	734 600 109	3.43	-	0.026	53	57	25	6	5
50	10	734 600 110	3.92	-	0.027	59	63	28	7	5
63	10	734 600 111	4.43	-	0.045	74	79	32	8	5

53 60 86

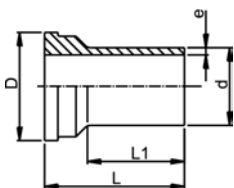


Union end PE100 S5/SDR11

Model:

- Conventional butt-welding according to DVS 2207 part 1
- IR = Infrared- (IR Plus®) compatible.
- For the dimensions d75-110 please see instructions for the installation

d [mm]	PN	FM	Code	GBP	GP	kg	D [mm]	L [mm]	L1 [mm]	e [mm]		
20	16	IR	753 608 606			3.55	-	0.011	30	54	38	1,9
25	16	IR	753 608 607			4.44	-	0.018	39	57	42	2,3
32	16	IR	753 608 608			4.44	-	0.027	45	60	41	2,9
40	16	IR	753 608 609			7.29	-	0.045	57	63	42	3,7
50	16	IR	753 608 610			7.29	-	0.062	63	66	44	4,6
63	16	IR	753 608 611			8.07	-	0.100	78	69	45	5,8
75	10	IR	753 608 612	on request			-	0.147	101	66	34	6,8
90	10	IR	753 608 613	on request			-	0.156	101	66	45	8,2
110	10	IR	753 608 614	on request			-	0.226	121	66	40	10,0



Union end PE100 S8.3/SDR17.6

Model:

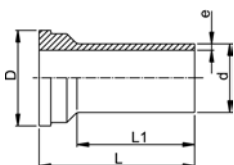
- Conventional butt-welding according to DVS 2207 part 1
- IR = Infrared- (IR Plus®) compatible.
- For the dimensions d75-110 please see instructions for the installation

d [mm]	PN	FM	Code	GBP	GP	kg	D [mm]	L [mm]	L1 [mm]	e [mm]		
75	10	-	753 608 412	on request			-	0.125	101	66	34	4,3
90	10	-	753 608 413	on request			-	0.128	101	66	45	5,1
110	10	IR	753 608 414	on request			-	0.178	121	66	40	6,3

Union end long PE100

Model:

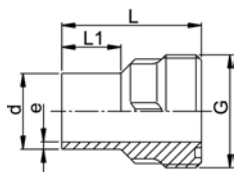
- For butt-, IR Plus® and electrofusion
- Suitable for unions, tank connectors and diaphragm valves Type 514



d [mm]	PN	FM	Code	GBP	GP	kg	D [mm]	L [mm]	L1 [mm]	e [mm]
20	16	IR	753 608 616	3.49	-	0.011	30	67	52	1,9
25	16	IR	753 608 617	4.23	-	0.019	39	71	53	2,3
32	16	IR	753 608 618	5.20	-	0.027	45	73	55	2,9
40	16	IR	753 608 619	6.69	-	0.045	57	81	60	3,7
50	16	IR	753 608 620	7.00	-	0.062	63	87	66	4,6
63	16	IR	753 608 621	10.18	-	0.119	78	93	70	5,8

Union bushes

53 64 86



Union bush PE100 S5/SDR11

Model:

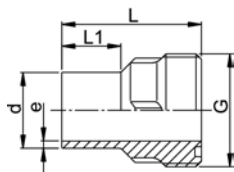
- Conventional butt-welding according to DVS 2207 part 1
- IR = Infrared- (IR Plus®) compatible.
- Gasket: O-Ring EPDM No. 48 41 00, FPM No. 49 41 00
- **For the dimensions d75-110 please see instructions for the installation**

d [mm]	PN	FM	Code	GBP	GP	kg	G [inch]	L [mm]	L1 [mm]	e [mm]
20	16	IR	753 648 606	4.95	-	0.016	1	54	26	1,9
25	16	IR	753 648 607	6.21	-	0.025	1 1/4	57	26	2,3
32	16	IR	753 648 608	6.21	-	0.035	1 1/2	60	25	2,9
40	16	IR	753 648 609	9.27	-	0.056	2	63	25	3,7
50	16	IR	753 648 610	9.27	-	0.078	2 1/4	66	25	4,6
63	16	IR	753 648 611	10.82	-	0.120	2 3/4	69	25	5,8
75	10	IR	753 648 612	on request	-	0.183	S107,5x3,6	66	24	6,8
90	10	IR	753 648 613	on request	-	0.195	S107,5x3,6	66	24	8,2
110	10	IR	753 648 614	on request	-	0.275	S127,5x3,6	66	25	10

Union bush PE100 S8.3/SDR17.6

Model:

- Conventional butt-welding according to DVS 2207 part 1
- IR = Infrared- (IR Plus®) compatible.
- **For the dimensions d75-110 please see instructions for the installation**



d [mm]	PN	FM	Code	GBP	kg	G [inch]	L [mm]	L1 [mm]	e [mm]
75	10	--	753 648 412	on request	0.161	S107.5x3.6	66	24	4,3
90	10	--	753 648 413	on request	0.164	S107.5x3.6	66	24	5,1
110	10	IR	753 648 414	on request	0.221	S127.5x3.6	66	25	6,3

Backing Flanges, Steel

24 70 14

Backing Flange, Galvanised Steel for Socket Systems

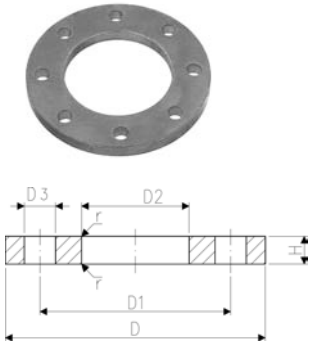
Model:

- Galvanised steel, suitable for laying underground
- Connecting dimensions: BS10:1962
- Bolt circle Table D & E

AL: number of holes

* Table D

** Table E



d [mm]	DN [mm]	d [inch]	PN	Code	GBP	kg
20	15	½	16	724 701 406	6.94	0.220
25	20	¾	16	724 701 407	7.84	0.320
32	25	1	16	724 701 408	8.23	0.410
40	32	1 ¼	16	724 701 409	8.53	0.820
50	40	1 ½	16	724 701 410	10.43	1.040
63	50	2	16	724 701 411	14.74	1.220
75	65	2 ½	16	724 701 412	20.75	1.200
90	80	3	16	724 701 413	22.43	1.530
** 110	100		16	724 703 414	28.96	1.840
*	100	4	16	724 701 414	28.96	1.840
**	100	4	16	724 701 415	28.96	1.840
140	125	5	16	724 701 416	44.69	2.070
	160	6	16	724 701 417	49.00	2.330
225	200	8	6	724 701 419	66.48	2.750

d [mm]	DN [mm]	d [inch]	D [mm]	D1 [mm]	D2 [mm]	D3 [mm]	H [mm]	AL	SC
20	15	½	96	67	28	15	7	4	M12x55
25	20	¾	102	73	34	15	7	4	M12x60
32	25	1	115	83	42	15	7	4	M12x60
40	32	1 ¼	121	88	51	15	8	4	M12x70
50	40	1 ½	134	99	62	15	8	4	M12x75
63	50	2	153	115	78	18	8	4	M16x80
75	65	2 ½	165	127	92	18	8	4	M16x85
90	80	3	184	146	110	18	8	4	M16x90
** 110	100		216	178	133	18	8	8	M16x95
*	100	4	216	178	138	18	8	4	M16x95
**	100	4	216	178	138	18	8	8	M16x95
140	125	5	254	210	167	18	8	8	M16x110
	160	6	280	235	200	22	8	8	M20x120
225	200	8	337	292	250	22	8	8	M20x150

24 70 16

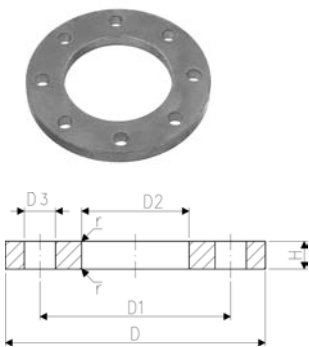
Backing Flange, Galvanised Steel for Socket Systems

Model:

- Galvanised steel, suitable for laying underground
- Connecting dimension: ISO 7005, EN 1092, BS 4504, DIN 2501
- Bolt circle PN10/16

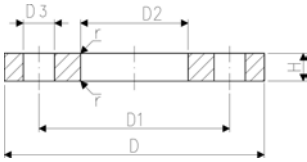
AL: number of holes

*Bolt circle PN16



d [mm]	DN [mm]	d [inch]	PN	Code	GBP	kg
20	15	½	16	724 701 606	7.92	0.220
25	20	¾	16	724 701 607	8.23	0.320
32	25	1	16	724 701 608	9.19	0.410
40	32	1 ¼	16	724 701 609	9.36	0.820
50	40	1 ½	16	724 701 610	11.56	1.040
63	50	2	16	724 701 611	16.35	1.220
75	65	2 ½	16	724 701 612	22.43	1.440
90	80	3	16	724 701 613	24.78	1.530

table continued next page



d [mm]	DN [mm]	d [inch]	PN	Code	GBP	kg
110	100	4	16	724 700 014	32.13	1.840
	100		16	724 701 615	32.13	1.620
140	125	5	16	724 701 616	44.69	2.250
	150	6	16	724 701 617	52.96	2.510
* 225	200	8	6	724 701 720	72.57	3.000

d [mm]	DN [mm]	d [inch]	D [mm]	D1 [mm]	D2 [mm]	D3 [mm]	H [mm]	AL	SC
20	15	½	95	65	28	14	7	4	M12x55
25	20	¾	105	75	34	14	7	4	M12x60
32	25	1	115	85	42	14	7	4	M12x60
40	32	1 ¼	140	100	51	18	8	4	M16x70
50	40	1 ½	150	110	62	18	8	4	M16x75
63	50	2	165	125	78	18	8	4	M16x80
75	65	2 ½	185	145	92	18	8	4	M16x85
90	80	3	200	160	110	18	8	4	M16x90
110	100	4	220	180	133	18	8	8	M16x95
	100		220	180	138	18	8	8	M16x95
140	125	5	250	210	167	18	8	8	M16x110
	150	6	285	240	200	22	8	8	M20x120
* 225	200	8	340	295	250	22	8	12	M20x150

24 70 18

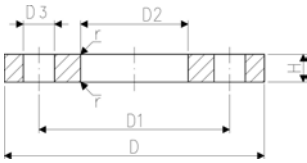
Backing Flange, Galvanised Steel for Socket Systems



Model:

- Galvanised steel, suitable for laying underground
- Connecting dimension: ANSI/ASME B 16.5 class 150, ASTM D 4024, BS 1560, BS EN 1759
- Bolt circle Class 150

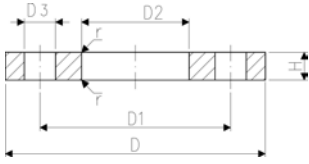
AL: number of holes



d [mm]	DN [mm]	d [inch]	PN	Code	GBP	kg
20	15	½	16	724 701 806	7.92	0.230
25	20	¾	16	724 701 807	8.23	0.300
32	25	1	16	724 701 808	9.19	0.350
40	32	1 ¼	16	724 701 809	9.36	0.480
50	40	1 ½	16	724 701 810	11.56	0.650
63	50	2	16	724 701 811	16.35	0.990
75	65	2 ½	16	724 701 812	22.43	1.200
90	80	3	16	724 701 813	24.78	1.310
110	100	4	16	724 703 814	on request	2.011
	100		16	724 701 815	32.13	1.890
140	125	5	16	724 701 816	44.69	2.000
	150	6	16	724 701 817	52.96	1.950
225	200	8	6	724 701 820	on request	3.160

d [mm]	DN [mm]	d [inch]	D [mm]	D1 [mm]	D2 [mm]	D3 [mm]	H [mm]	AL	SC
20	15	½	89	60	28	16	7	4	M12x55
25	20	¾	98	70	34	16	7	4	M12x60
32	25	1	108	79	42	16	7	4	M12x60
40	32	1 ¼	117	89	51	16	8	4	M12x70
50	40	1 ½	127	98	62	16	8	4	M12x75
63	50	2	152	121	78	19	8	4	M16x80
75	65	2 ½	178	140	92	19	8	4	M16x85
90	80	3	190	152	110	19	8	4	M16x90
110	100	4	229	190	133	19	8	8	M16x95
	100		229	190	138	19	8	8	M16x95
140	125	5	254	216	167	22	8	8	M20x120
	150	6	279	241	200	22	8	8	M20x120
225	200	8	343	298	250	22	8	8	M20x150

24 70 14/39



Backing Flange, Galvanised Steel for Butt Fusion Systems

Model:

- Galvanised steel, suitable for laying underground
- Connecting dimensions: BS10:1962
- Bolt circle Table D & E

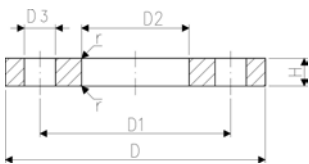
** Table E

AL: number of holes

d [mm]	DN [mm]	d [inch]	PN	Code	GBP	kg
20	15	½	16	724 701 406	6.94	0.220
25	20	¾	16	724 701 407	7.84	0.320
32	25	1	16	724 701 408	8.23	0.410
40	32	1 ¼	16	724 701 409	8.53	0.820
50	40	1 ½	16	724 701 410	10.43	1.040
63	50	2	16	724 701 411	14.74	1.220
75	65	2 ½	16	724 701 412	20.75	1.200
90	80	3	16	724 701 413	22.43	1.530
** 110	100		16	724 703 914	28.96	2.000
140	125	5	16	724 703 916	40.45	2.500
160	150	6	16	724 703 917	48.91	2.600
200	200	6	6	724 703 919	on request	2.750
225	200	8	6	724 703 920	on request	3.000
250	250	6	6	724 703 921	on request	4.250
280	250	10	6	724 703 922	on request	6.000
315	300	12	6	724 703 923	on request	8.000

d [mm]	DN [mm]	d [inch]	D	D1	D2	D3	H	AL	SC
20	15	½	96	67	28	15	7	4	M12x55
25	20	¾	102	73	34	15	7	4	M12x60
32	25	1	115	83	42	15	7	4	M12x60
40	32	1 ¼	121	88	51	15	8	4	M12x70
50	40	1 ½	134	99	62	15	8	4	M12x75
63	50	2	153	115	78	18	8	4	M16x80
75	65	2 ½	165	127	92	18	8	4	M16x85
90	80	3	184	146	110	18	8	4	M16x90
** 110	100		216	178	128	18	8	8	M16x95
140	125	5	254	210	158	18	8	8	M16x110
160	150	6	280	235	178	22	8	8	M20x150
200	200		305	260	235	22	8	8	M20x150
225	200	8	337	292	238	22	8	8	M20x150
250	250		368	324	288	22	8	8	M20x150
280	250	10	406	356	294	22	8	8	M20x240
315	300	12	457	406	338	22	8	12	M20x260

24 70 16/09



Backing Flange, Galvanised Steel for Butt Fusion Systems

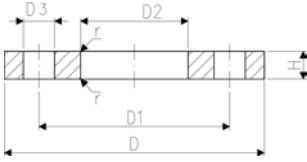
Model:

- Galvanised steel, suitable for laying underground
- Connecting dimension: ISO 7005, EN 1092, BS 4504, DIN 2501
- **Bolt circle PN 10**

AL: number of holes

d [mm]	DN [mm]	d [inch]	PN	Code	GBP	kg
20	15	½	16	724 701 606	7.92	0.220
25	20	¾	16	724 701 607	8.23	0.320
32	25	1	16	724 701 608	9.19	0.410
40	32	1 ¼	16	724 701 609	9.36	0.820
50	40	1 ½	16	724 701 610	11.56	1.040
63	50	2	16	724 701 611	16.35	1.220
75	65	2 ½	16	724 701 612	22.43	1.440
90	80	3	16	724 701 613	24.78	1.530
110	100	4	16	724 700 914	31.96	2.200

table continued next page



d [mm]	DN [mm]	d [inch]	PN	Code	GBP	kg
125	100		16	724 700 915	38.58	2.250
140	125	5	16	724 700 916	45.11	2.300
160	150	6	16	724 700 917	52.90	2.400
180	150	16	16	724 700 918	61.18	2.500
200	200	6	6	724 700 919	66.66	3.500
225	200	8	6	724 700 920	72.74	3.600
250	250		6	724 700 921	145.67	4.500
280	250	10	6	724 700 922	151.84	4.669
315	300	12	6	724 700 923	192.47	6.000
355	350	14	6	724 700 924	286.04	10.279
400	400	16	6	724 700 925	397.29	12.032

d [mm]	DN [mm]	d [inch]	D [mm]	D1 [mm]	D2 [mm]	D3 [mm]	H [mm]	AL	SC
20	15	½	95	65	28	14	7	4	M12x55
25	20	¾	105	75	34	14	7	4	M12x60
32	25	1	115	85	42	14	7	4	M12x60
40	32	1 ¼	140	100	51	18	8	4	M16x70
50	40	1 ½	150	110	62	18	8	4	M16x75
63	50	2	165	125	78	18	8	4	M16x80
75	65	2 ½	185	145	92	18	8	4	M16x85
90	80	3	200	160	110	18	8	4	M16x90
110	100	4	220	180	128	18	8	8	M16x95
125	100		220	180	135	18	8	8	M16x95
140	125	5	250	210	158	18	8	8	M16x110
160	150	6	285	240	178	22	8	8	M20x120
180	150		285	240	188	22	8	8	M20x120
200	200		340	295	235	22	8	8	M20x150
225	200	8	340	295	238	22	8	8	M20x150
250	250		395	350	288	22	8	12	M20x240
280	250	10	395	350	294	22	8	12	M20x240
315	300	12	445	400	338	22	8	12	M20x260
355	350	14	505	460	376	22	8	16	M20x280
400	400	16	565	515	431	26	8	16	M20x320

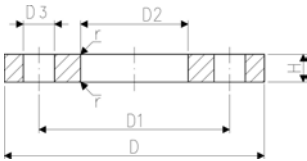
24 70 16/09

Backing Flange, Galvanised Steel for Butt Fusion Systems

Model:

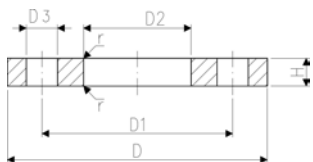
- Galvanised steel, suitable for laying underground
- Connecting dimension: ISO 7005, EN 1092, BS 4504, DIN 2501
- **Bolt circle PN 16**

AL: number of holes



d [mm]	DN [mm]	d [inch]	PN	Code	GBP	kg
20	15	½	16	724 701 606	7.92	0.220
25	20	¾	16	724 701 607	8.23	0.320
32	25	1	16	724 701 608	9.19	0.410
40	32	1 ¼	16	724 701 609	9.36	0.820
50	40	1 ½	16	724 701 610	11.56	1.040
63	50	2	16	724 701 611	16.35	1.220
75	65	2 ½	16	724 701 612	22.43	1.440
90	80	3	16	724 701 613	24.78	1.530
110	100	4	16	724 700 914	31.96	2.200
125	100		16	724 700 915	38.58	2.250
140	125	5	16	724 700 916	45.11	2.300
160	150	6	16	724 700 917	52.90	2.400
180	150		16	724 700 918	61.18	2.500
200	200		6	724 700 969	66.66	3.500
225	200	8	6	724 700 970	72.74	2.050
250	250		6	724 700 971	150.97	5.000
280	250	10	6	724 700 972	151.84	4.669

table continued next page



d [mm]	DN [mm]	d [inch]	PN	Code	GBP	kg
315	300	12	6	724 700 973	192.47	6.000
355	350	14	6	724 700 974	266.94	10.300
400	400	16	6	724 700 975	on request	15.000

d [mm]	DN [mm]	d [inch]	D [mm]	D1 [mm]	D2 [mm]	D3 [mm]	H [mm]	AL	SC
20	15	½	95	65	28	14	7	4	M12x55
25	20	¾	105	75	34	14	7	4	M12x60
32	25	1	115	85	42	14	7	4	M12x60
40	32	1 ¼	140	100	51	18	8	4	M16x70
50	40	1 ½	150	110	62	18	8	4	M16x75
63	50	2	165	125	78	18	8	4	M16x80
75	65	2 ½	185	145	92	18	8	4	M16x85
90	80	3	200	160	110	18	8	4	M16x90
110	100	4	220	180	128	18	8	8	M16x95
125	100		220	180	135	18	8	8	M16x95
140	125	5	250	210	158	18	8	8	M16x110
160	150	6	285	240	178	22	8	8	M20x120
180	150		285	240	188	22	8	8	M20x120
200	200		340	295	235	22	8	12	M20
225	200	8	340	295	238	22	8	12	M20
250	250		405	355	288	26	8	12	M24
280	250	10	405	355	294	26	8	12	M24
315	300	12	460	410	338	26	8	12	M24
355	350	14	520	470	376	26	8	16	M24
400	400	16	580	525	430	26	8	16	M27

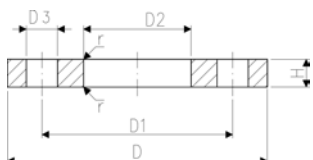
24 70 18/19

Backing Flange, Galvanised Steel for Butt Fusion Systems

Model:

- Galvanised steel, suitable for laying underground
- Connecting dimension: ANSI/ASME B 16.5 class 150, ASTM D 4024, BS 1560, BS EN 1759
- Bolt circle Class 150

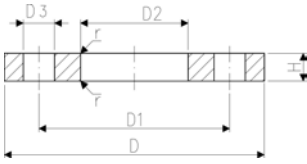
AL: number of holes



d [mm]	DN [mm]	d [inch]	PN	Code	GBP	kg
20	15	½	16	724 701 806	7.92	0.230
25	20	¾	16	724 701 807	8.23	0.300
32	25	1	16	724 701 808	9.19	0.350
40	32	1 ¼	16	724 701 809	9.36	0.480
50	40	1 ½	16	724 701 810	11.56	0.650
63	50	2	16	724 701 811	16.35	0.990
75	65	2 ½	16	724 701 812	22.43	1.200
90	80	3	16	724 701 813	24.78	1.310
110	100	4	16	724 701 914	31.96	2.200
125	100		16	724 701 915	38.58	2.500
140	125	5	16	724 701 916	45.11	4.000
160	150	6	16	724 701 917	52.90	3.405
200	200	6	6	724 701 919	72.74	4.810
225	200	8	6	724 701 920	72.74	5.600
280	250	10	6	724 701 922	151.84	8.000
315	300	12	6	724 701 923	192.47	11.350

d [mm]	DN [mm]	d [inch]	D [mm]	D1 [mm]	D2 [mm]	D3 [mm]	H [mm]	AL	SC
20	15	½	89	60	28	16	7	4	M12x55
25	20	¾	98	70	34	16	7	4	M12x60
32	25	1	108	79	42	16	7	4	M12x60
40	32	1 ¼	117	89	51	16	8	4	M12x70
50	40	1 ½	127	98	62	16	8	4	M12x75
63	50	2	152	121	78	19	8	4	M16x80
75	65	2 ½	178	140	92	19	8	4	M16x85
90	80	3	190	152	110	19	8	4	M16x90

table continued next page



d [mm]	DN [mm]	d [inch]	D [mm]	D1 [mm]	D2 [mm]	D3 [mm]	H [mm]	AL	SC	
110	100	4	229	190	135	20	8	8	M16x110	
125	100		229	190	135	20	8	8	M16x110	
140	125	5	254	216	158	22	8	8	M16x110	
160	150	6	279	241	178	22	8	8	M20x120	
200	200		348	298	235	22	8	8	M20x150	
225	200	8	343	298	238	22	8	8	M20x150	
280	250	10	406	362	294	22	8	12	M20x240	
315	300	12	483	432	338	22	8	12	M20x260	

Backing flanges PP-V

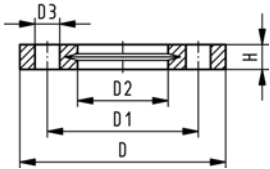
27 70 04
27 70 05

Backing flange PP-V For butt fusion systems metric

Model:

- Modern full-plastic flange PP-GF (30 % glass-fibre reinforced)
- With V-groove which applies force evenly on collar
- With integrated bolt retainers as an assembly aid
- UV-resistant. Applicable for outside applications
- Connecting dimension: ISO 7005, EN 1092, BS 4504, DIN 2501
- **Bolt circle PN 10**

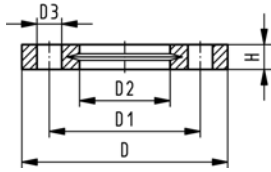
AL: number of holes



d [mm]	Inch	DN [mm]	PN	Code	GBP	GP	kg
20		15	16	727 700 406	9.06	-	0.080
25		20	16	727 700 407	10.15	-	0.100
32		25	16	727 700 408	13.07	-	0.140
40		32	16	727 700 409	15.57	-	0.220
50		40	16	727 700 410	18.50	-	0.210
63		50	16	727 700 411	23.75	-	0.380
75		65	16	727 700 412	25.89	-	0.480
90		80	16	727 700 513	30.98	-	0.520
110		100	16	727 700 514	38.23	-	0.680
125		100	16	727 700 515	38.23	-	0.760
140		125	16	727 700 516	54.05	-	0.800
160	6	150	16	727 700 517	65.84	-	1.200
180		150	16	727 700 518	65.84	-	1.200
200	8	200	16	727 700 519	95.87	-	1.400
225	9	200	16	727 700 520	95.87	-	1.400
250		250	16	727 700 521	120.83	-	1.700
280		250	16	727 700 522	120.83	-	1.700
315		300	16	727 700 523	177.82	-	2.400
355		350	10	727 700 524	358.84	-	3.000
400		400	10	727 700 525	408.31	-	3.500

d [mm]	D [mm]	D1 [mm]	D2 [mm]	D3 [mm]	H [mm]	AL	SC
20	95	65	28	14	16	4	M12
25	105	75	34	14	17	4	M12
32	115	85	42	14	18	4	M12
40	140	100	51	18	20	4	M16
50	150	110	62	18	22	4	M16
63	165	125	78	18	24	4	M16
75	185	145	92	18	26	4	M16
90	200	160	108	18	27	8	M16
110	220	180	128	18	28	8	M16
125	220	180	135	18	28	8	M16
140	250	210	158	18	30	8	M16
160	285	241	178	22	32	8	M20
180	285	240	188	22	32	8	M20
200	340	295	235	22	34	8	M20
225	340	295	238	22	34	8	M20
250	395	350	288	22	38	12	M20
280	395	350	294	22	38	12	M20
315	445	400	338	22	42	12	M20
355	515	460	376	22	46	16	M20
400	574	515	430	26	50	16	M24

27 70 04
27 70 05



Backing flange PP-V For socket systems metric

Model:

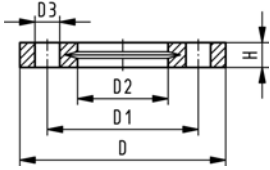

- Modern full-plastic flange PP-GF (30 % glass-fibre reinforced)
- With V-groove which applies force evenly on collar
- With integrated bolt retainers as an assembly aid
- UV-resistant. Applicable for outside applications
- Connecting dimension: ISO 7005, EN 1092, BS 4504, DIN 2501
- **Bolt circle PN 10**

AL: number of holes

d [mm]	Inch	DN [mm]	PN	Code	GBP	GP	kg
20		15	16	727 700 406	9.06	-	0.080
25		20	16	727 700 407	10.15	-	0.100
32		25	16	727 700 408	13.07	-	0.140
40		32	16	727 700 409	15.57	-	0.220
50		40	16	727 700 410	18.50	-	0.210
63		50	16	727 700 411	23.75	-	0.380
75		65	16	727 700 412	25.89	-	0.480
90		80	16	727 700 413	30.98	-	0.520
110		100	16	727 700 414	38.23	-	0.680
140		125	16	727 700 416	54.05	-	0.800
160	6	150	16	727 700 417	65.84	-	1.200
200		200	16	727 700 419	95.87	-	1.500
225	8	200	16	727 700 420	95.87	-	1.400
250		250	16	727 700 421	120.83	-	1.700
280		250	16	727 700 422	120.83	-	1.700
315		300	16	727 700 423	177.82	-	2.400
355		350	10	727 700 424	358.84	-	3.000
400		400	10	727 700 425	408.31	-	3.500

d [mm]	D [mm]	D1 [mm]	D2 [mm]	D3 [mm]	H [mm]	AL	SC
20	95	65	28	14	16	4	M12
25	105	75	34	14	17	4	M12
32	115	85	42	14	18	4	M12
40	140	100	51	18	20	4	M16
50	150	110	62	18	22	4	M16
63	165	125	78	18	24	4	M16
75	185	145	92	18	26	4	M16
90	200	160	110	18	27	8	M16
110	220	180	133	18	28	8	M16
140	250	210	167	18	30	8	M16
160	285	241	190	22	32	8	M20
200	340	296	226	22	34	8	M20
225	340	295	250	22	34	8	M20
250	395	350	277	22	38	12	M20
280	395	350	310	22	38	12	M20
315	445	400	348	22	42	12	M20
355	515	460	388	22	46	16	M20
400	574	515	442	26	50	16	M24

27 70 14
27 70 15



Backing flange PP-V For butt fusion systems Inch ANSI

Model:

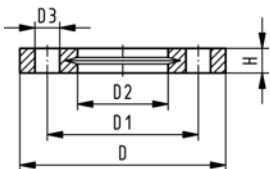
- Modern full-plastic flange PP-GF (30 % glass-fibre reinforced)
- With V-groove which applies force evenly on collar
- With integrated bolt-fixing as an assembly aid
- UV-resistant. Applicable for outside applications
- Connecting dimension: ANSI/ASME B 16.5 class 150, ASTM D 4024, BS 1560, BS EN 1759
- **Bolt circle class 150**

¹⁾ Suitable for socket- and butt fusion systems (no pictograph on flange)

AL: number of holes

Inch	DN [mm]	PN	Code	GBP	kg	D [mm]	D1 [mm]	D2 [mm]	D3 [mm]	H [mm]	AL	SC
1/2	15	16	727 701 406	9.06	0.080	95	60	28	16	16	4	M12
3/4	20	16	727 701 407	10.15	0.100	105	70	34	16	17	4	M12
1	25	16	727 701 408	13.07	0.140	115	79	42	16	18	4	M12
1 1/4	32	16	727 701 409	15.57	0.220	140	89	51	16	20	4	M16
1 1/2	40	16	727 701 410	18.50	0.210	150	98	62	16	22	4	M16
2	50	16	727 701 411	23.75	0.380	165	121	78	19	24	4	M16
2 1/2	65	16	727 701 412	25.89	0.480	185	140	92	19	26	4	M16
3	80	16	727 701 513	30.98	0.520	200	152	108	19	27	4	M16
4	100	16	727 701 514	38.23	0.680	229	190	128	19	28	8	M16
6	150	16	727 700 517	65.84	1.200	285	241	178	22	32	8	M20
8	200	16	727 700 519	95.87	1.400	340	295	235	22	34	8	M20
9	200	16	727 700 520	95.87	1.400	340	295	238	22	34	8	M20
10	250	16	727 701 521	120.83	1.800	406	362	288	26	38	12	M20
10	250	16	727 701 522	120.83	1.700	406	362	294	26	38	12	M20
12	300	16	727 701 523	177.82	2.400	483	432	338	26	42	12	M20

27 70 14
27 70 15



Backing flange PP-V For socket systems Inch/ANSI

Model:

- Modern full-plastic flange PP-GF (30 % glass-fibre reinforced)
- With V-groove which applies force evenly on collar
- With integrated bolt-fixing as an assembly aid
- UV-resistant. Applicable for outside applications
- Connecting dimension: ANSI/ASME B 16.5 class 150, ASTM D 4024, BS 1560, BS EN 1759
- **Bolt circle class 150**

¹⁾ Suitable for socket- and butt fusion systems (no pictograph on flange)

AL: number of holes

Inch	DN [mm]	PN	Code	GBP	kg	D [mm]	D1 [mm]	D2 [mm]	D3 [mm]	H [mm]	AL	SC
1/2	15	16	727 701 406	9.06	0.080	95	60	28	16	16	4	M12
3/4	20	16	727 701 407	10.15	0.100	105	70	34	16	17	4	M12
1	25	16	727 701 408	13.07	0.140	115	79	42	16	18	4	M12
1 1/4	32	16	727 701 409	15.57	0.220	140	89	51	16	20	4	M16
1 1/2	40	16	727 701 410	18.50	0.210	150	98	62	16	22	4	M16
2	50	16	727 701 411	23.75	0.380	165	121	78	19	24	4	M16
2 1/2	65	16	727 701 412	25.89	0.480	185	140	92	19	26	4	M16
3	80	16	727 701 413	30.98	0.520	200	152	110	19	27	4	M16
4	100	16	727 701 414	38.23	0.680	229	190	133	19	28	8	M16
6	150	16	727 700 417	65.84	1.200	285	241	190	22	32	8	M20
8	200	16	727 700 420	95.87	1.400	340	295	250	22	34	8	M20
10	250	16	727 701 422	120.83	1.700	406	362	310	26	38	12	M20
12	300	16	727 701 423	177.82	2.400	483	432	348	26	42	12	M20

Backing flanges PP-Steel

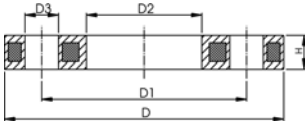
27 70 02
27 70 03

Backing flange PP-Steel For butt fusion systems metric

Model:

- Material: PP (30 % glass-fibre reinforced) with steel ring
- UV-resistant. Applicable for outside applications
- Connecting dimension: ISO 7005, EN 1092, BS 4504, DIN 2501
- **Bolt circle PN 10**

AL: number of holes



d [mm]	d [inch]	DN [mm]	PN	Code	GBP	kg	D [mm]	D1 [mm]	D2 [mm]	D3 [mm]	H [mm]	AL	SC
20		15	16	727 700 206	11.49	0.220	95	65	28	14	12	4	M12
25		20	16	727 700 207	12.89	0.260	105	75	34	14	12	4	M12
32		25	16	727 700 208	16.17	0.430	115	85	42	14	16	4	M12
40		32	16	727 700 209	20.66	0.650	140	100	51	18	16	4	M16
50		40	16	727 700 210	24.10	0.820	150	110	62	18	20	4	M16
63		50	16	727 700 211	28.07	0.940	165	125	78	18	20	4	M16
75		65	16	727 700 212	32.22	1.300	185	145	92	18	20	4	M16
90		80	16	727 700 313	36.46	1.400	200	160	108	18	20	8	M16
110		100	16	727 700 314	47.61	1.580	220	180	128	18	20	8	M16
125		100	16	727 700 315	48.04	1.550	220	180	135	18	20	8	M16
140		125	16	727 700 316	69.22	2.360	250	210	158	18	24	8	M16
160	6	150	16	727 700 317	90.05	3.890	285	240	178	22	24	8	M20
180		150	16	727 700 318	90.05	3.410	285	240	188	22	24	8	M20
200		200	16	727 700 319	129.79	5.180	340	295	235	22	27	8	M20
225		200	16	727 700 320	129.79	5.150	340	295	238	22	27	8	M20
250		250	16	727 700 321	167.75	6.680	395	350	288	22	30	12	M20
280		250	16	727 700 322	167.75	6.580	395	350	294	22	30	12	M20
315		300	16	727 700 323	243.67	8.420	445	400	338	22	34	12	M20
355		350	16	727 700 324	485.58	15.790	515	460	376	22	40	16	M20
400		400	16	727 700 325	550.90	19.320	574	515	430	26	40	16	M24

27 70 02

Backing flange PP-Steel For socket systems metric

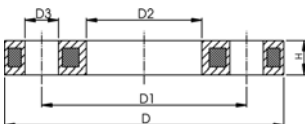
Model:

- PP-GF (30% glass-fibre reinforced) with steel ring
- UV-resistant. Applicable for outside applications
- Connecting dimension: ISO 7005, EN 1092, BS 4504, DIN 2501
- **Bolt circle PN 10**

¹ Connecting dimension: ISO 2536, bolt circle acc. DN125, suitable for flange adaptor d125/DN100

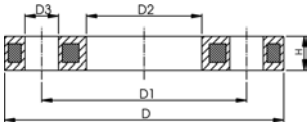
² Connecting dimension: ISO 2536, bolt circle acc. DN225, suitable for flange adaptor d250/DN250

AL: number of holes



d [mm]	d [inch]	DN [mm]	PN	Code	GBP	kg
20		15	16	727 700 206	11.49	0.220
25		20	16	727 700 207	12.89	0.260
32		25	16	727 700 208	16.17	0.430
40		32	16	727 700 209	20.66	0.650
50		40	16	727 700 210	24.10	0.820
63		50	16	727 700 211	28.07	0.940
75		65	16	727 700 212	32.22	1.300
90		80	16	727 700 213	36.46	1.400
110		100	16	727 700 214	47.61	1.560
125		125	16	727 700 215	48.04	2.590
140		125	16	727 700 216	69.22	2.120
160	6	150	16	727 700 217	90.05	3.390
200		200	16	727 700 219	129.79	5.850
225		200	16	727 700 220	129.79	4.410
250		250	16	727 700 021	167.75	8.340
² 250		225	16	727 700 221	167.75	8.340

table continued next page



d [mm]	d [inch]	DN [mm]	PN	Code	GBP	kg
280		250	16	727 700 222	167.75	5.520
315		300	16	727 700 223	243.67	7.600
355		350	16	727 700 224	485.58	13.960
400		400	16	727 700 225	550.90	17.380

d [mm]	D [mm]	D1 [mm]	D2 [mm]	D3 [mm]	H [mm]	AL	SC
20	95	65	28	14	12	4	M12
25	105	75	34	14	12	4	M12
32	115	85	42	14	16	4	M12
40	140	100	51	18	16	4	M16
50	150	110	62	18	20	4	M16
63	165	125	78	18	20	4	M16
75	185	145	92	18	20	4	M16
90	200	160	110	18	20	8	M16
110	220	180	133	18	20	8	M16
125	250	210	150	18	24	8	M16
140	250	210	167	18	24	8	M16
160	285	240	190	22	24	8	M20
200	340	295	226	22	27	8	M20
225	340	295	250	22	27	8	M20
250	395	350	277	22	30	12	M20
250	395	325	277	22	30	8	M20
280	395	350	310	22	30	12	M20
315	445	400	348	22	34	12	M20
355	515	460	388	23	40	16	M20
400	574	515	442	26	40	16	M24

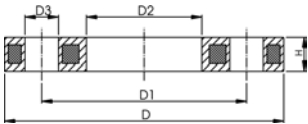
27 70 12

Backing flange PP-Steel For butt fusion systems Inch/ANSI

Model:

- Material: PP (30 % glass-fibre reinforced) with steel ring
- UV-resistant. Applicable for outside applications
- Connecting dimension: ANSI/ASME B 16.5 class 150, ASTM D 4024, BS 1560, BS EN 1759
- **Bolt circle class 150**

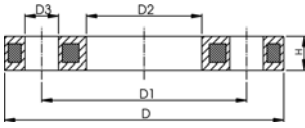
AL: number of holes



d [inch]	DN [mm]	d [mm]	PN	Code	GBP	GP	kg
½	15	20	16	727 701 206	11.83	-	0.210
¾	20	25	16	727 701 207	13.42	-	0.250
1	25	32	16	727 701 208	16.97	-	0.420
1 ¼	32	40	16	727 701 209	20.13	-	0.670
1 ½	40	50	16	727 701 210	24.10	-	0.860
2	50	63	16	727 701 211	30.47	-	0.930
2 ½	65	75	16	727 701 212	33.81	-	1.340
3	80	90	16	727 701 313	40.62	-	1.550
4	100	110	16	727 701 314	49.78	-	1.840
6	150	160	16	727 700 317	90.05	-	3.890
8	200	200	16	727 701 319	125.37	-	5.180
8	200	225	16	727 701 320	on request	-	5.150

d [inch]	D1 [mm]	D2 [mm]	D3 [mm]	D [mm]	H [mm]	AL
½	60	28	16	95	12	4
¾	70	34	16	105	12	4
1	79	42	16	115	16	4
1 ¼	89	51	16	140	16	4
1 ½	98	62	16	150	18	4
2	121	78	19	165	18	4
2 ½	140	92	19	185	18	4
3	152	108	19	200	20	4
4	190	128	19	229	20	8

table continued next page



d	D1	D2	D3	D	H	AL
[inch]	[mm]	[mm]	[mm]	[mm]	[mm]	
6	240	178	22	285	24	8
8	298	235	22	340	27	8
8	298	238	22	340	27	8

27 70 12

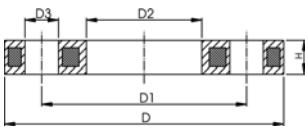


Backing flange PP-Steel For socket systems Inch/ANSI

Model:

- For Flange Adaptors BS/ANSI
- Material: PP (30 % glass-fibre reinforced) with steel ring
- UV-resistant. Applicable for outside applications
- Connecting dimension: ANSI/ASME B 16.5 class 150, ASTM D 4024, BS 1560, BS EN 1759
- **Bolt circle class 150**
- DN100 and DN150: only for use with original metric flange adaptors

AL: number of holes



d	DN	d	PN	Code	GBP	GP	kg	D1	D2	D3	D	H	AL
[inch]	[mm]	[mm]						[mm]	[mm]	[mm]	[mm]	[mm]	
½	15	20	16	727 701 206	11.83	-	0.210	60	28	16	95	12	4
¾	20	25	16	727 701 207	13.42	-	0.250	70	34	16	105	12	4
1	25	32	16	727 701 208	16.97	-	0.420	79	42	16	115	16	4
1 ¼	32	40	16	727 701 209	20.13	-	0.670	89	51	16	140	16	4
1 ½	40	50	16	727 701 210	24.10	-	0.860	98	62	16	150	18	4
2	50	63	16	727 701 211	30.47	-	0.930	121	78	19	165	18	4
2 ½	65	75	16	727 701 212	33.81	-	1.340	140	92	19	185	18	4
3	80	90	16	727 701 213	40.62	-	1.550	152	110	19	200	20	4
4	100	110	16	727 701 214	49.78	-	1.810	190	133	19	229	20	8
6	150	160	16	727 700 217	90.05	-	3.390	240	190	22	285	24	8
8	200	200	16	727 701 220	125.37	-	4.410	298	250	22	340	27	8

24 70 04



Profiled backing flange PP/Steel For butt fusion systems metric

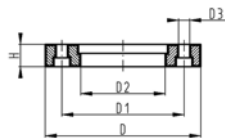
Model:

- PP with glass-fibre reinforcement and GGG 50 insert
- UV-resistant. Applicable for outside applications
- Connecting dimensions: ISO 7005, EN 1092, DIN 2501
- **Bolt circle PN 10**

Note:

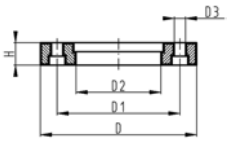
flat side = bolt side
profiled side = flange adaptor side

AL: number of holes



d	DN	PN	Code	GBP	kg	D	D1	D2	D3	H	AL	SC
[mm]	[mm]					[mm]	[mm]	[mm]	[mm]	[mm]		
450	500	10	724 700 426	667.35	25.600	685	620	517	26	54	20	M24
500	500	10	724 700 427	667.35	24.300	685	620	533	26	54	20	M24
560	600	10	724 700 428	1197.17	35.700	796	725	618	30	64	20	M27
630	600	10	724 700 429	1197.17	32.500	800	725	645	30	58	20	M27

24 70 03



Profiled backing flange PP-Steel For butt fusion systems metric

Model:

- PP with glass-fibre reinforcement and GGG 50 insert
- UV-resistant. Applicable for outside applications
- Connecting dimensions: ISO 7005, EN 1092, DIN 2501
- **Bolt circle PN 16**

Note:

flat side = bolt side

profiled side = flange adaptor side

AL: number of holes

d [mm]	DN [mm]	PN	Code	GBP	kg	D [mm]	D1 [mm]	D2 [mm]	D3 [mm]	H [mm]	AL	SC
200	200	16	724 700 319	287.09	3.720	344	295	235	22	28	12	M20
225	200	16	724 700 320	287.09	3.320	344	295	238	22	28	12	M20
250	250	16	724 700 321	348.67	6.390	410	355	288	26	33	12	M24
280	250	16	724 700 322	on request	6.310	410	355	294	26	33	12	M24
315	300	16	724 700 323	on request	9.740	455	410	338	26	40	12	M24
355	350	16	724 700 324	on request	16.300	521	470	376	26	50	16	M24
400	400	16	724 700 325	on request	20.600	582	525	430	30	54	16	M27

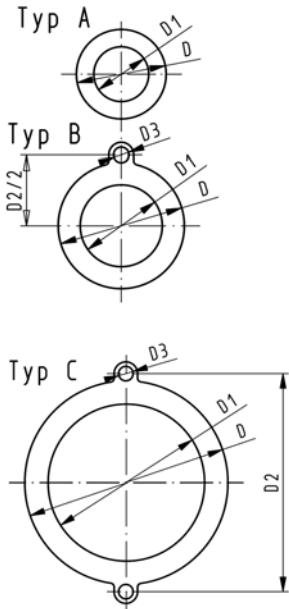
Gaskets

EPDM 48 40 03

Flat gasket

Model:

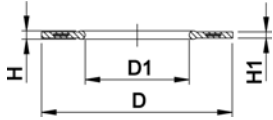
- For all metric GF Flange Adaptors
 - Hardness approx. 65° Shore
 - Integrated fixation aids from d110
 - Centering on the inner diameter of the screw crown
- di FA are the suitable inner diameters of flange adaptors



d [mm]	DN [mm]	PN	Type	EPDM Code	GBP	kg
16	10	10	A	748 400 305	0.48	0.005
20	15	10	A	748 400 306	0.63	0.010
25	20	10	A	748 400 307	0.66	0.020
32	25	10	A	748 400 308	0.78	0.025
40	32	10	A	748 400 309	0.86	0.030
50	40	10	A	748 400 310	1.22	0.035
63	50	10	A	748 400 311	2.07	0.040
75	65	10	A	748 400 312	2.09	0.045
90	80	10	A	748 400 313	2.60	0.050
110	100	10	B	748 400 314	3.54	0.032
125	100	10	B	748 400 315	4.05	0.058
140	125	10	B	748 400 316	5.28	0.062
160 / 180	150	10	B	748 400 317	5.42	0.068
200	200	6	C	748 400 319	6.18	0.075
225	200	6	C	748 400 320	11.84	0.079
250	250	6	C	748 400 321	17.71	0.103
280	250	6	C	748 400 322	14.82	0.150
315	300	6	C	748 400 323	16.68	0.230

d [mm]	DN [mm]	D [mm]	D1 [mm]	D2 [mm]	D3 [mm]	H [mm]	di FA [mm]
16	10	46	16			2	6 - 26
20	15	51	20			2	10 - 30
25	20	61	25			2	15 - 35
32	25	71	32			2	22 - 42
40	32	82	40			3	30 - 50
50	40	92	50			3	40 - 60
63	50	107	63			3	53 - 73
75	65	127	71			3	61 - 81
90	80	142	84			3	74 - 94
110	100	162	104	180	18	4	94 - 114
125	100	162	119	180	18	4	109 - 129
140	125	192	134	210	18	4	124 - 144
160 / 180	150	218	155	241	22	4	145 - 165
200	200	273	195	295	22	5	185 - 205
225	200	273	216	295	22	5	206 - 226
250	250	328	250	350	22	5	240 - 260
280	250	328	273	350	22	5	263 - 283
315	300	378	305	400	22	5	295 - 315

EPDM 48 44 07
FPM 49 44 07



Profile flange gasket metric

Model:

- For all metric GF Flange Adaptors
- Profile Gasket with steel insert (type G-ST-P/K)
- Hardness: 70° Shore **EPDM**, 75° Shore **FPM**
- **EPDM**: approved acc. to DVGW W 270, KTW recommendation
- Centering on the inner diameter of the screw crown
- material steel insert: carbon steel

di FA are the suitable inner diameters of flange adaptors

d [mm]	DN [mm]	PN	EPDM Code	GBP	FPM Code	GBP	kg
16	10	16	748 440 705	11.05	749 440 705	41.58	0.007
20	15	16	748 440 706	11.27	749 440 706	42.12	0.008
25	20	16	748 440 707	11.53	749 440 707	42.50	0.011
32	25	16	748 440 708	11.94	749 440 708	44.10	0.014
40	32	16	748 440 709	12.23	749 440 709	45.92	0.021
50	40	16	748 440 710	12.72	749 440 710	47.53	0.022
63	50	16	748 440 711	13.22	749 440 711	49.13	0.041
75	65	16	748 440 712	13.50	749 440 712	49.94	0.055
90	80	16	748 440 713	14.14	749 440 713	52.53	0.062
110	100	16	748 440 714	16.12	749 440 714	59.97	0.085
125	100	16	748 440 715	18.26	749 440 715	67.79	0.158
140	125	16	748 440 716	18.26	749 440 716	65.97	0.118
160 / 180	150	16	748 440 717	21.85	749 440 717	81.02	0.153
200	200	16	748 440 719	28.27	749 440 719	84.64	0.263
225	200	16	748 440 720	28.69	749 440 720	104.32	0.181
250	250	16	748 440 721	37.31	749 440 721	106.47	0.410
280	250	16	748 440 722	39.52	749 440 722	138.00	0.226
315	300	16	748 440 723	47.13	749 440 723	145.40	0.334
355	350	16	748 440 724	81.15	749 440 724	175.49	0.410
400	400	16	748 440 725	99.07	749 440 725	300.80	0.513
450	500	16	748 440 726	127.87	749 440 726	471.33	0.718
500	500	16	748 440 727	126.26	749 440 727	on request	0.718
560	600	16	748 440 728	184.13	749 440 728	678.73	0.923
630	600	16	748 440 729	181.82	749 440 729	on request	0.923

d [mm]	DN [mm]	D [mm]	D1 [mm]	H [mm]	H1 [mm]	di FA [mm]	Closest inch
16	10	46	16	4	3	6 - 16	
20	15	51	20	4	3	10 - 20	
25	20	61	22	4	3	12 - 22	
32	25	71	28	4	3	18 - 28	
40	32	82	40	4	3	30 - 40	
50	40	92	46	4	3	36 - 46	
63	50	107	58	5	4	48 - 58	
75	65	127	69	5	4	59 - 69	
90	80	142	84	5	4	73 - 84	
110	100	162	104	6	5	94 - 104	
125	100	162	123	6	5	113 - 123	
140	125	192	137	6	5	127 - 137	
160 / 180	150	218	160	8	6	150 - 160	6
200	200	273	203	8	6	192 - 203	
225	200	273	220	8	6	207 - 220	8 - 9
250	250	328	252	8	6	238 - 252	
280	250	328	274	8	6	264 - 274	
315	300	378	306	8	6	296 - 306	
355	350	438	355	10	7	340 - 355	
400	400	489	400	10	7	385 - 400	
450	500	594	403	10	7	393 - 403	
500	500	594	447	10	7	437 - 447	
560	600	695	494	10	7	484 - 494	
630	600	695	555	10	7	545 - 555	

Seals

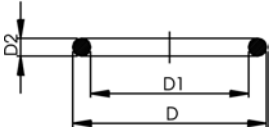
O-Ring gasket

Model:

- For unions and adaptor unions
- Hardness approx. 65° Shore
- EPDM minimum temperature -40°C
- FPM minimum temperature -15°C

* for unions PVC-U, PVC-C and ABS: 21 51 01, 21 51 11, 21 53 03, 21 53 08, 21 55 04, 21 55 13, 21 55 18, 23 51 01 and 29 51 01 only

EPDM 48 41 00
FPM 49 41 00



d [mm]	DN [mm]	EPDM Code	GBP	FPM Code	GBP	GP	kg
10 - 12	8	748 410 004	1.11	749 410 004	2.78	-	0.002
16	10	748 410 005	1.11	749 410 005	3.40	-	0.002
20	15	748 410 006	1.35	749 410 006	3.54	-	0.002
25	20	748 410 007	1.56	749 410 007	4.36	1400	0.002
32	25	748 410 008	1.83	749 410 008	5.28	-	0.002
40	32	748 410 009	2.08	749 410 009	8.51	-	0.006
50	40	748 410 010	2.29	749 410 010	9.80	-	0.007
63	50	748 410 011	2.60	749 410 011	12.62	3500	0.010
75	65	748 410 014	3.01	749 410 014	14.67	600	0.012
90	80	748 410 015	5.09	749 410 015	16.68	600	0.015
* 90	80	748 410 248	5.09	749 410 248	on request	-	0.020
110	100	748 410 016	6.06	749 410 016	21.55	200	0.031

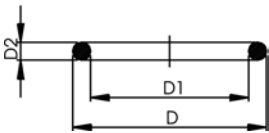
d [mm]	D [mm]	D1 [mm]	D2 [mm]	closest inch
10 - 12	18	12	2.62	¼
16	21	16	2.62	⅜
20	27	20	3.53	½
25	35	28	3.53	¾
32	40	33	3.53	1
40	51	41	5.34	1 ¼
50	58	47	5.34	1 ½
63	70	60	5.34	2
75	93	82	5.34	2 ½
90	112	101	5.34	3
* 90	105	95	5.34	3
110	134	120	6.99	4

EPDM 48 41 00
FPM 49 41 00

O-Ring gasket

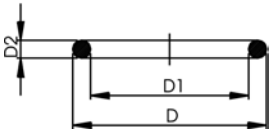
Model:

- For Flange Adaptors
- Hardness approx. 65° Shore



d [mm]	DN [mm]	EPDM Code	GBP	FPM Code	GBP	GP	kg
16	10	748 410 000	1.34	749 410 000	on request	-	0.002
20	15	748 410 001	1.34	749 410 001	4.55	-	0.002
25	20	748 410 007	1.56	749 410 007	4.36	1400	0.002
32	25	748 410 002	1.83	749 410 002	6.16	-	0.003
40	32	748 410 003	2.08	749 410 003	10.04	-	0.007
50	40	748 410 012	2.29	749 410 012	11.93	1000	0.008
63	50	748 410 013	2.60	749 410 013	12.62	600	0.011
75	65	748 410 014	3.01	749 410 014	14.67	600	0.012
90	80	748 410 015	5.09	749 410 015	16.68	600	0.015
110	100	748 410 016	6.06	749 410 016	21.55	200	0.031
125	100	748 410 017	6.73	749 410 017	43.95	-	0.036
140	125	748 410 018	7.57	749 410 018	48.36	-	0.039
160	150	748 410 019	8.89	749 410 019	52.90	-	0.044
200	200	748 410 163	10.31	749 410 163	on request	-	0.056
225	200	748 410 022	10.50	749 410 022	on request	-	0.060

table continued next page



d [mm]	DN [mm]	EPDM Code	GBP	FPM Code	GBP	GP	kg
250	250	748 410 182	32.22	749 410 182	61.79	-	0.003
280	250	748 410 173	33.81	749 410 173	on request	-	0.044
315	300	748 410 174	37.79	749 410 174	86.17	-	0.051

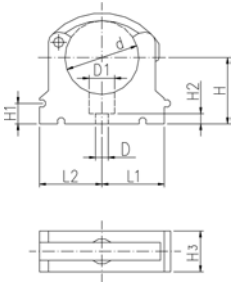
d [mm]	D [mm]	D1 [mm]	D2 [mm]	closest inch
16	26	19	3.53	3/8
20	31	23	3.53	1/2
25	35	28	3.53	3/4
32	43	36	3.53	1
40	55	44	5.34	1 1/4
50	64	53	5.34	1 1/2
63	80	69	5.34	2
75	93	82	5.34	2 1/2
90	112	101	5.34	3
110	134	120	6.99	4
125	150	136	6.99	
140	166	152	6.99	5
160	191	177	6.99	6
200	236	222	6.99	8
225	255	241	6.99	8
250	280	266	6.99	9
280	306	292	6.99	10
315	356	342	6.99	12

Pipe clips metric

KLIP-IT pipe clip type 061 PP metric

Model:

- Material: Clip and safety clip PP black, UV resistant, bolts galvanized
- d16 - d63: Height designed for Ball Valve Type 546 and 543
- **Minimum order quantity: standard packagings SP**



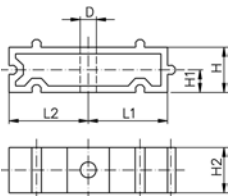
d	d	Code	GBP	GP
[mm]	[inch]			
* 10		167 061 003	0.77	500
* 12		167 061 004	0.77	500
* 16		167 061 035	0.81	-
* 20		167 061 036	0.96	-
* 25		167 061 037	1.02	200
* 32		167 061 038	1.12	150
40		167 061 039	1.51	140
50		167 061 040	1.65	100
63		167 061 041	2.09	80
75	2 ½	167 061 012	3.99	60
90	3	167 061 013	6.70	80
110	4	167 061 014	7.91	40
125		167 061 015	10.66	30
140	5	167 061 016	13.59	20
160		167 061 017	15.07	20

d	D	D1	L1	L2	H	H1	H2	H3	SC	closest inch
[mm]	[mm]	[mm]	[mm]	[mm]	[mm]	[mm]	[mm]	[mm]		
* 10	5	8	11	14	20	10	6	12	M4	¼
* 12	5	8	11	14	21	10	6	12	M5	¼
* 16	6	11	14	17	27	10	6	16	M5	⅜
* 20	6	11	17	19	27	10	6	16	M5	½
* 25	6	11	19	22	30	10	6	16	M5	¾
* 32	6	11	24	27	36	10	6	16	M5	1
40	7	14	34	34	44	10	7	22	M6	1 ¼
50	7	14	37	37	51	10	7	22	M6	1 ½
63	9	17	45	45	64	10	10	25	M8	2
75	9	17	52	52	58	10	10	25	M8	2 ½
90	9	17	65	65	65	10	10	28	M8	3
110	9	17	79	79	75	10	10	28	M8	4
125	9	17	88	88	90	10	10	32	M8	
140	9	17	98	98	110	10	10	32	M8	5
160	9	17	109	109	108	10	10	32	M8	6

KLIP-IT spacer type 061 PP

Model:

- For pipe clips Type 061/061H, PP black, UV resistant
- **Minimum order quantity: standard packaging SP**

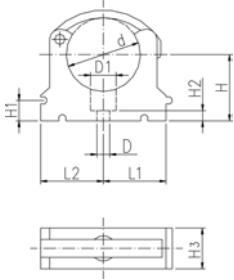


d	Inch	Code	GBP	GP	kg	D	L1	L2	H	H1	H2	SC
[mm]	[inch]					[mm]	[mm]	[mm]	[mm]	[mm]	[mm]	
10 - 12	¼ - ¼	167 061 153	0.41	500	0.003	5	11	14	20	10	12	M4
16	⅜	167 061 155	0.41	200	0.006	6	14	17	20	10	16	M5
20	½	167 061 156	0.49	200	0.006	6	17	19	20	10	16	M5
25	¾	167 061 157	0.59	200	0.007	6	19	22	20	10	16	M5
32	1	167 061 158	0.71	200	0.008	6	24	27	20	10	16	M5
40	1 ¼	167 061 159	0.86	150	0.016	7	34	34	20	10	22	M6
50	1 ½	167 061 160	1.12	140	0.017	7	37	37	20	10	22	M6
63	2	167 061 161	1.58	80	0.024	9	45	45	20	10	25	M8
75	2 ½	167 061 162	2.29	60	0.027	9	52	52	20	10	25	M8
90	3	167 061 163	2.90	140	0.040	9	65	65	20	10	28	M8
110	4	167 061 164	3.99	100	0.048	9	79	79	20	10	28	M8
125	4 ½	167 061 165	5.52	100	0.059	9	88	88	20	10	32	M8
140	5	167 061 166	6.09	80	0.065	9	98	98	20	10	32	M8
160	6	167 061 167	7.58	80	0.074	9	109	109	20	10	32	M8

KLIP-IT pipe clip type 061 PE metric

Model:

- Material: Clip PE and safety clip PP black, bolts galvanized
- **Minimum order quantity: standard packaging SP**
- Height not designed for ball valve 546 and 543. Please use spacer 73 06 11.



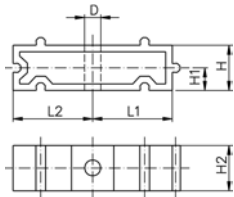
d [mm]	Code	GBP	GP	kg	D [mm]	D1 [mm]	L1 [mm]	L2 [mm]	H [mm]	H1 [mm]	H2 [mm]	H3 [mm]	SC
* 10	173 061 003	0.65	500	0.003	5	8	11	14	20	10	6	12	M4
* 12	173 061 004	0.65	500	0.006	5	8	11	14	21	10	6	12	M5
* 16	173 061 005	0.81	200	0.007	6	11	14	17	23	10	6	16	M5
* 20	173 061 006	0.96	200	0.008	6	11	17	19	25	10	6	16	M5
* 25	173 061 007	1.02	200	0.009	6	11	19	22	28	10	6	16	M5
* 32	173 061 008	1.12	200	0.012	6	11	24	27	31	10	6	16	M5
40	173 061 009	1.51	150	0.022	7	14	34	34	35	10	7	22	M6
50	173 061 010	1.65	140	0.030	7	14	37	37	40	10	7	22	M6
63	173 061 011	2.09	80	0.044	9	17	45	45	52	10	10	25	M8
75	173 061 012	3.99	60	0.062	9	17	52	52	58	10	10	25	M8
90	173 061 013	6.70	80	0.090	9	17	65	65	65	10	10	28	M8
110	173 061 014	7.91	40	0.114	9	17	79	79	75	10	10	28	M8
125	173 061 015	10.66	30	0.174	9	17	88	88	90	10	10	32	M8
140	173 061 016	13.59	20	0.217	9	17	98	98	110	10	10	32	M8
160	173 061 017	15.07	20	0.237	9	17	109	109	108	10	10	32	M8

73 06 11

KLIP-IT spacer type 061 PE

Model:

- For pipe clips Type 061, PE black, UV resistant
- **Minimum order quantity: standard packaging SP**



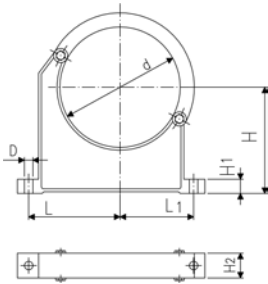
d [mm]	Inch	Code	GBP	GP	kg	D [mm]	L1 [mm]	L2 [mm]	H [mm]	H1 [mm]	H2 [mm]	SC
16	1/8-1/4	173 061 153	0.36	500	0.003	5	11	14	20	10	12	M4
20	3/8	173 061 155	0.36	200	0.005	6	14	17	20	10	16	M5
25	1/2	173 061 156	0.49	200	0.006	6	17	19	20	10	16	M5
32	3/4	173 061 157	0.51	200	0.007	6	19	22	20	10	16	M5
40	1	173 061 158	0.65	200	0.008	6	24	27	20	10	16	M5
50	1 1/4	173 061 159	0.78	150	0.016	7	34	34	20	10	22	M6
63	1 1/2	173 061 160	1.10	140	0.017	7	37	37	20	10	22	M6
75	2	173 061 161	1.53	80	0.025	9	45	45	20	10	25	M8
90	2 1/2	173 061 162	2.09	60	0.027	9	52	52	20	10	25	M8
110	3	173 061 163	2.63	140	0.040	9	65	65	20	10	28	M8
125	4	173 061 164	3.62	100	0.048	9	79	79	20	10	28	M8
140	4 1/2	173 061 165	5.02	100	0.059	9	88	88	20	10	32	M8
160	5	173 061 166	5.55	80	0.065	9	98	98	20	10	32	M8
	6	173 061 167	6.89	80	0.074	9	109	109	20	10	32	M8

Pipe clip type 060 PP metric



Model:

- Material: Clip and safety clip PP black, UV resistant, bolts galvanized
- Accidental opening of the safety clip is not possible
- **Minimum order quantity: standard packaging SP or gross packaging GP**
- Clip and safety clip are not assembled in the packaging.
- Pipes with flanges can be installed directly



d [mm]	d [inch]	Code	GBP	GP	kg
90	3	167 060 038	6.70	40	0.163
110		167 060 039	7.93	30	0.179
125		167 060 040	10.77	20	0.300
140	5	167 060 041	13.25	20	0.309
160		167 060 042	15.20	20	0.348
180		167 060 043	16.85	-	0.378
200		167 060 019	22.43	-	0.582
225		167 060 020	26.15	-	0.612
250		167 060 021	33.27	-	0.698
280		167 060 022	38.65	-	0.722
315		167 060 023	42.57	-	0.842
355		167 060 024	47.49	-	1.250
400		167 060 025	51.21	-	1.450

d [mm]	D [mm]	L [mm]	L1 [mm]	H [mm]	H1 [mm]	H2 [mm]	SC	closest inch
90	9	89	71	105	15	33	M 8	3
110	9	94	80	115	15	33	M 8	4
125	11	116	91	130	20	35	M10	
140	11	121	98	130	20	35	M10	5
160	11	131	107	148	20	35	M10	6
180	11	143	115	163	20	35	M10	7
200	13	152	120	175	25	39	M12	8
225	13	165	132	175	25	39	M12	8
250	13	183	143	200	25	39	M12	9
280	13	198	156	200	25	39	M12	10
315	13	219	172	225	25	39	M12	12
355	17	275	209	258	30	50	M16	14
400	17	300	228	288	30	50	M16	16

Cleaner

KS Tangit Cleaner

- Special cleaning agent for plastic fusion connections with PP, PE, PVDF and PB.



Code	GBP	kg	
799 298 023	23.85	0.868	

Tangit KS-Cleaning Tissues

- for plastic welding joints PB, PE, PP, PVDF



Code	GBP	kg	
799 298 024	32.11	2.850	

Machines



SG 160 for fusion jointing PP, PE and PVDF pipes and fittings size range for butt fusion d 32 - 160

Mobile, very compact and universal plastic fusion machine for use in the workshop and on job sites.

Butt fusion d 32 - 160 mm, all pressure ratings up to PE/PP SDR 11; PVDF SDR 21.
Socket fusion d 16 - 110 mm

Base machine

- high precision, distortion-free and robust machine base
- handwheel for easy moving of machine carriage
- exact pressure adjustment via direct load transfer
- hardened, hard-chrome plated guide shafts for extreme loads
- handle for safe transport of machine
- All clamping possibilities for base clamping plates, pipe supports, back stop and prismatic clamping devices.

Planer

- planing device made of light cast aluminium
- optimised cutting geometry for even and chatter-free planing
- powerful parallel planer, swivels in and out for single or double-sided facing of pipe ends 620 W
- integrated pick up for easy mounting of calibration tools for machining of pipe ends in socket fusion

Heater

- high-performance and precision heater with electronic temperature control 1500 W
- high accuracy of +/- 4°C over the entire heating surface
- heater temperature can be set exactly with digital LCD
- high quality, non-stick, easy to change PTFE fabric (Teflon)

Additional standard equipment on the basic model

- V-shaped pipe supports d 16 - 160 mm for fittings
- timer to clock fusion times
- tool set specified to machine

d-d [mm]	Performance	Code	GBP	kg	
16 - 160	230 V	790 103 031	on request	44.900	
16 - 160	115 V	790 103 033	on request	45.000	



SG 315 for butt fusion jointing of PP, PE and PVDF pipes and fittings

The industrial butt fusion machine for pressure piping systems. Extremely sturdy design use in the workshop and on job sites.

Sizes d 90-315 mm, all pressure ratings up to max. PE d 280 SDR 11; PP d 280 SDR 7.25 and PVDF d 315 SDR 21.

Base machine

- high precision, distortion-free and robust machine base
- handwheel for easy moving of machine carriage
- fusion pressure is maintained with a user friendly torque limiter
- exact pressure adjustment via direct load transfer
- hardened, hard-chrome plated guide shafts for extreme loads
- handle for safe transport of machine
- optional outer, horizontally removeable clamping devices available

Planer

- optimised cutting geometry for even and chatter-free planing
- powerful parallel planer, swivels in and out for single or double-sided facing of pipe ends, 1100 W
- for your personal safety, a safety switch has been integrated to prevent unintentional start-up in the working position

Heater

- high-performance and precision heater with electronic temperature control 1700 W
- high accuracy of +/- 4°C over the entire heating surface
- heater temperature can be set exactly with digital LCD
- high quality, non-stick, easy to change PTFE coating
- with digital temperature indicator

Additional standard equipment included in the base model

- inner left and right clamping plates, d 315 mm, for pick up of reduction clamping inserts d 90 - 280 mm
- pipe supports d 315 mm for support of fittings
- timer to clock fusion times
- tool set specified to machine

d-d [mm]	Performance	Code	GBP	kg	
90 - 315	115 V	790 130 002	on request	128.000	

Special Parts

Peeling Tool RTC-710



The peeling tool RTC-710 is suitable for preparing pipe ends in big dimensions (d 355-710 mm). The tool ensures a constant peeling quality on the complete peeling surface of max. 530 mm length and is suitable for PE 80 and PE 100 pipes.

Scope of delivery: 1 Scraper arm, 1 Self-centering chuck base, 2 Aluminium transport cases, 1 screwdriver, 1 spare blade, 1 deburring knife, 1 accessories bag.

d-d [mm]	Code	GBP	kg	Description
355 - 710	799 300 757	2384.11	16.000	max. working-range 530 mm

Pressure Pad Kit



- Complete kit of assembly equipment
- Consists of 3 air pressure pads, control unit with manifold, pressure hoses, strap corset, detailed instruction leaflets and transport case
- For operation with pressurized air up to 10 bar according to EN 292
- Tool for dual use: Pipe re-rounding and fusion pressure reinforcement

d-d [mm]	Code	GBP	kg
560 - 630	799 301 561	6320.70	47.900

Clamping device Topload 400



- This clamp and mounting tool is used for top-load Saddles on pipes of dimensions d 280 - 400 mm.
- Scope of delivery: 1 base mounting clamp, 1 bracket, 2 clamping screws, 2 ratchet scraps, 1 transport box

d-d [mm]	Code	GBP	kg
280 - 400	799 350 475	1550.01	25.000

Clamping device Topload 630



- This clamp and mounting tool is used for top-load Saddles on pipes of dimensions d 280 - 400 mm and branch fittings for dimensions d 280 mm – 630 mm.
- Scope of delivery: 1 base mounting clamp, 1 clamping attachment, 1 bracket, 2 clamping screws, 2 ratchet scraps, 1 transport box

d-d [mm]	Code	GBP	kg
280 - 630	799 350 477	2080.00	35.000

Chamfering tool



Size	d-d [mm]	Code	GBP	kg	Closest inch
1	16 - 75	799 495 145	on request	0.720	$\frac{3}{8}$ - 2 $\frac{1}{2}$
2	32 - 200	799 495 146	on request	0.992	1 - 8



Multiple use Assembly Tool Branch fitting d140mm

- Only to be used with Branch Fitting d140mm
- Delivered as complete Kit including screws and belt

d [mm]	Code	GBP	kg	
140	193 281 027	on request	0.740	



Assembly and Tapping Key for ELGEF Plus Saddles

Type	Code	GBP	kg	Description
8/10/17	799 198 047	78.17	0.803	For all saddles



Hexagon Key for ELGEF Plus Saddles and Branch Fittings

Type	Code	GBP	kg	Description
SW8	799 150 378	8.43	0.152	For all saddles and branch fittings

9 150 090



Spring Clamp for ELGEF® 24 V Reinforcing Saddles

- The Spring Clamp is used to install ELGEF® 24 V reinforcing saddles d 40 - 225 mm. The tool ensures a constant jointing pressure during the entire fusion cycle.

d-d [mm]	Code	GBP	kg	
40 - 225	799 150 090	on request	1.289	



Rotary Peeler RS

This innovative Rotary Peeler RS is designed for universal peeling at the pipe end for electrofusion couplings, tees and elbows and as well as for electrofusion saddles. Suitable for peeling PE80, PE100, PEX and PP pipes.

Features and your advantage:

Spring loaded peeling blade:Peeling quality independent of pipe ovality or tolerances

Pivoted mounted peeling blade:To compensate the shape of coiled pipe

Optimized cutting geometry:Defined chip thickness with cutting width overlap

One tool per dimension:Minimized swivel radius for peeling in narrow locations

Peeling length:No limitation of peeling length

Guidance rolls:3-point-support for dimensional optimized cutting feed

Time saving:Tool is always ready for use, it can be used for the next peeling without having to set the peeling blade back in its origin position

Your advantage:Time saving and highest repeatable peeling quality at smallest rotation radius. No operator errors possible when changing dimension

Included:1 x Rotary Peeler RS, Transport case, Operating manual, Spare parts list

Article	d [mm]	Code	GBP	kg
RS 40	40	790 136 001	307.03	2.096
RS 50	50	790 136 002	307.03	1.250
RS 63	63	790 136 003	307.03	2.038
RS 75	75	790 136 004	369.47	1.450
RS 90	90	790 136 005	369.47	1.450
RS 110	110	790 136 006	369.47	1.450
RS 125	125	790 136 007	411.10	1.650
RS 140	140	790 136 008	411.10	1.650
RS 160	160	790 136 009	411.10	1.650
RS 180	180	790 136 010	473.54	1.850
RS 200	200	790 136 011	473.54	1.850
RS 225	225	790 136 012	473.54	1.850

table continued next page

Article	d [mm]	Code	GBP	kg	
RS 250	250	790 136 013	515.18	2.150	
RS 280	280	790 136 014	515.18	2.150	
RS 315	315	790 136 015	515.18	2.150	

9 300 750



Peeling Tool PT 2

- The rotating Peeling Tools PT 2 are suitable for preparing pipe ends (when installing Electrofusion couplers and fittings). The tool ensures a constant peeling quality on the complete peeling surface and is suitable for PE80, PE100 and PEX pipes.
- Scope of delivery: 1 tool (size 1, 2 or 3) in a case (size 1 in aluminium, size 2 and 3 in plastic).

d-d [mm]	Code	GBP	kg	Description	
90 - 250	799 300 753	851.63	5.100	Size 1, peeling length 140 mm	
110 - 400	799 300 755	927.03	7.320	Size 2, peeling length 150 mm	
110 - 500	799 300 756	1108.89	11.000	Size 3, peeling length 175 mm	

Adaptor Pin, light duty

Model:

- 4mm to 4.7mm
- 2 pins per set

[mm]	Code	GBP	kg	
4.7 x 4.0	PIL000150	5.56	0.020	

Adaptor Pin, heavy duty

Model:

- 4mm to 4.7mm
- 2 pins per set

[mm]	Code	GBP	kg	
4.7 x 4.0	PIL005214	44.43	0.050	

CODE NUMBER

Code	Page	GBP
160 050 520	32	on request
160 050 521	32	on request
160 050 522	32	on request
160 050 523	32	on request
160 050 620	32	on request
160 050 621	32	on request
160 050 622	32	on request
160 050 623	32	on request
167 060 019	115	22.43
167 060 020	115	26.15
167 060 021	115	33.27
167 060 022	115	38.65
167 060 023	115	42.57
167 060 024	115	47.49
167 060 025	115	51.21
167 060 038	115	6.70
167 060 039	115	7.93
167 060 040	115	10.77
167 060 041	115	13.25
167 060 042	115	15.20
167 060 043	115	16.85
167 061 003	113	0.77
167 061 004	113	0.77
167 061 012	113	3.99
167 061 013	113	6.70
167 061 014	113	7.91
167 061 015	113	10.66
167 061 016	113	13.59
167 061 017	113	15.07
167 061 035	113	0.81
167 061 036	113	0.96
167 061 037	113	1.02
167 061 038	113	1.12
167 061 039	113	1.51
167 061 040	113	1.65
167 061 041	113	2.09
167 061 153	113	0.41
167 061 155	113	0.41
167 061 156	113	0.49
167 061 157	113	0.59
167 061 158	113	0.71
167 061 159	113	0.86
167 061 160	113	1.12
167 061 161	113	1.58
167 061 162	113	2.29
167 061 163	113	2.90
167 061 164	113	3.99
167 061 165	113	5.52
167 061 166	113	6.09
167 061 167	113	7.58
173 061 003	114	0.65
173 061 004	114	0.65
173 061 005	114	0.81
173 061 006	114	0.96
173 061 007	114	1.02
173 061 008	114	1.12
173 061 009	114	1.51
173 061 010	114	1.65
173 061 011	114	2.09
173 061 012	114	3.99
173 061 013	114	6.70
173 061 014	114	7.91
173 061 015	114	10.66
173 061 016	114	13.59
173 061 017	114	15.07
173 061 153	114	0.36
173 061 155	114	0.36
173 061 156	114	0.49

Code	Page	GBP
173 061 157	114	0.51
173 061 158	114	0.65
173 061 159	114	0.78
173 061 160	114	1.10
173 061 161	114	1.53
173 061 162	114	2.09
173 061 163	114	2.63
173 061 164	114	3.62
173 061 165	114	5.02
173 061 166	114	5.55
173 061 167	114	6.89
173 103 056	33	on request
173 103 075	34	on request
173 103 076	34	on request
173 103 080	34	on request
173 103 081	34	on request
173 103 082	33	on request
173 103 083	33	on request
173 103 084	33	on request
173 103 105	34	on request
173 281 925	22	12.60
193 017 110	3	2.87
193 017 111	3	4.37
193 017 112	3	6.21
193 017 113	3	8.80
193 017 114	3	13.20
193 017 115	3	16.91
193 017 116	3	21.19
193 017 117	3	27.67
193 017 118	3	34.83
193 017 119	3	43.13
193 017 120	3	54.32
193 017 121	3	67.28
193 017 122	3	83.62
193 017 123	3	106.26
193 017 124	3	134.55
193 017 125	3	171.02
193 017 156	3	1.03
193 017 157	3	1.41
193 017 158	3	1.97
193 017 159	3	2.91
193 017 160	3	4.24
193 017 161	3	6.66
193 017 162	3	9.31
193 017 163	3	13.46
193 017 164	3	19.99
193 017 165	3	25.90
193 017 166	3	32.26
193 017 167	3	42.38
193 017 168	3	53.51
193 017 169	3	66.02
193 017 170	3	83.62
193 017 171	3	102.49
193 017 172	3	128.90
193 017 173	3	162.85
193 017 174	3	206.86
193 017 175	3	262.19
193 017 206	4	1.41
193 017 207	4	1.88
193 103 031	33	148.60
193 103 032	33	160.50
193 103 033	33	160.50
193 103 034	33	160.50
193 103 035	33	390.98
193 103 036	33	390.98
193 103 037	33	411.60
193 103 038	33	463.23
193 103 039	33	606.45

CODE NUMBER

Code	Page	GBP	Code	Page	GBP
193 103 040	33	616.78	193 131 157	24	138.96
193 103 042	33	1540.63	193 131 234	30	43.46
193 103 043	33	1801.28	193 131 237	30	63.53
193 103 044	33	1801.28	193 131 244	30	46.91
193 103 045	33	on request	193 131 247	30	67.02
193 104 038	33	487.75	193 131 254	30	47.08
193 104 039	33	965.15	193 131 257	30	67.15
193 104 042	33	4900.58	193 131 264	30	51.92
193 127 017	32	77.12	193 131 267	30	71.98
193 127 027	32	79.60	193 131 274	30	59.19
193 127 037	32	82.21	193 131 277	30	79.26
193 127 047	32	97.73	193 131 284	30	75.48
193 127 057	32	120.79	193 131 287	30	95.54
193 127 067	32	125.75	193 131 294	30	82.97
193 127 077	32	134.67	193 131 297	30	102.99
193 127 097	32	153.52	193 131 304	30	87.93
193 127 107	32	209.81	193 131 307	30	108.00
193 127 117	32	220.58	193 131 314	31	103.83
193 127 127	32	234.59	193 131 317	31	123.90
193 130 037	24	34.08	193 131 324	31	109.81
193 130 047	24	37.57	193 131 327	31	129.88
193 130 057	24	37.70	193 131 334	31	154.36
193 130 067	24	42.58	193 131 337	31	174.43
193 130 077	24	49.85	193 131 347	31	174.43
193 130 087	24	66.14	193 131 357	31	178.80
193 130 097	24	73.63	193 131 402	28	44.64
193 130 107	24	78.59	193 131 403	28	44.64
193 130 117	24	94.49	193 131 404	28	44.64
193 130 127	24	100.47	193 131 405	28	48.72
193 130 137	24	145.02	193 131 412	26	35.85
193 130 147	24	145.02	193 131 413	26	35.85
193 130 157	24	149.40	193 131 414	26	35.85
193 130 234	31	32.23	193 131 422	26	39.21
193 130 237	31	43.46	193 131 423	26	39.21
193 130 244	31	35.72	193 131 424	26	39.21
193 130 247	31	46.91	193 131 432	26	42.53
193 130 254	31	35.85	193 131 433	26	42.53
193 130 257	31	47.08	193 131 434	26	42.53
193 130 264	31	40.73	193 131 437	28	48.72
193 130 267	31	51.92	193 131 442	28	48.13
193 130 274	31	48.00	193 131 443	28	48.13
193 130 277	31	59.19	193 131 444	28	48.13
193 130 284	31	64.24	193 131 445	28	52.21
193 130 287	31	75.48	193 131 447	28	52.21
193 130 294	31	71.73	193 131 452	28	48.26
193 130 297	31	82.97	193 131 453	28	48.26
193 130 304	31	76.70	193 131 454	28	48.26
193 130 307	31	87.93	193 131 455	28	52.34
193 130 314	31	92.60	193 131 457	28	52.34
193 130 317	31	103.83	193 131 462	28	53.09
193 130 324	31	98.62	193 131 463	28	53.09
193 130 327	31	109.81	193 131 464	28	53.09
193 130 334	31	143.17	193 131 465	28	57.22
193 130 337	31	154.36	193 131 467	28	57.22
193 130 347	31	154.36	193 131 472	28	60.37
193 130 357	31	158.74	193 131 473	28	60.37
193 131 037	24	23.69	193 131 474	28	60.37
193 131 047	24	27.18	193 131 475	28	64.50
193 131 057	24	27.30	193 131 477	28	64.50
193 131 067	24	32.14	193 131 482	28	76.65
193 131 077	24	39.46	193 131 483	28	76.65
193 131 087	24	55.70	193 131 484	28	76.65
193 131 097	24	63.19	193 131 485	28	80.78
193 131 107	24	68.20	193 131 487	28	80.78
193 131 117	24	84.06	193 131 492	28	84.14
193 131 127	24	90.08	193 131 493	28	84.14
193 131 137	24	134.63	193 131 494	28	84.14
193 131 147	24	134.63	193 131 495	28	88.27

CODE NUMBER

Code	Page	GBP
193 131 497	28	88.27
193 131 502	28	89.11
193 131 503	28	89.11
193 131 504	28	89.11
193 131 505	28	93.23
193 131 507	28	93.23
193 131 512	28	105.01
193 131 513	28	105.01
193 131 514	28	105.01
193 131 515	28	109.13
193 131 517	28	109.13
193 131 522	28	110.98
193 131 523	28	110.98
193 131 524	28	110.98
193 131 525	28	115.11
193 131 527	28	115.11
193 131 532	29	155.54
193 131 533	29	155.54
193 131 534	29	155.54
193 131 535	29	159.66
193 131 537	29	159.66
193 131 547	29	159.66
193 131 557	29	164.04
193 131 632	27	46.83
193 131 633	27	46.83
193 131 634	27	46.83
193 131 932	26	42.53
193 131 933	26	42.53
193 131 934	26	42.53
193 131 952	26	44.18
193 131 953	26	44.18
193 131 954	26	44.18
193 131 962	26	48.63
193 131 963	26	48.63
193 131 964	26	48.63
193 131 967	26	52.42
193 131 972	26	55.32
193 131 973	26	55.32
193 131 974	26	55.32
193 131 992	26	77.08
193 131 993	26	77.08
193 131 994	26	77.08
193 131 997	26	80.86
193 132 402	29	49.64
193 132 403	29	50.36
193 132 404	29	50.78
193 132 405	29	55.24
193 132 412	27	41.15
193 132 413	27	41.86
193 132 414	27	42.32
193 132 422	27	44.47
193 132 423	27	45.18
193 132 424	27	45.65
193 132 432	27	47.79
193 132 433	27	48.51
193 132 434	27	48.97
193 132 435	27	52.04
193 132 436	29	65.88
193 132 437	29	59.28
193 132 442	29	53.14
193 132 443	29	53.85
193 132 444	29	54.27
193 132 445	29	58.69
193 132 446	29	69.38
193 132 447	29	62.77
193 132 452	29	53.26
193 132 453	29	53.98
193 132 454	29	54.40

Code	Page	GBP
193 132 455	29	58.82
193 132 456	29	69.50
193 132 457	29	62.90
193 132 462	29	58.14
193 132 463	29	58.82
193 132 464	29	59.28
193 132 465	29	63.70
193 132 466	29	74.34
193 132 467	29	67.74
193 132 472	29	65.42
193 132 473	29	66.14
193 132 474	29	66.56
193 132 475	29	70.97
193 132 476	29	81.66
193 132 477	29	75.01
193 132 482	29	81.70
193 132 483	29	82.42
193 132 484	29	82.84
193 132 485	29	87.26
193 132 486	29	97.90
193 132 487	29	91.30
193 132 492	29	89.19
193 132 493	29	89.86
193 132 494	29	90.29
193 132 495	30	94.70
193 132 496	30	105.39
193 132 497	30	98.78
193 132 502	30	94.20
193 132 503	30	94.83
193 132 504	30	95.29
193 132 505	30	99.71
193 132 506	30	110.40
193 132 507	30	103.75
193 132 512	30	110.06
193 132 513	30	110.73
193 132 514	30	111.15
193 132 515	30	115.61
193 132 516	30	126.26
193 132 517	30	119.65
193 132 522	30	116.03
193 132 523	30	116.75
193 132 524	30	117.17
193 132 525	30	121.59
193 132 526	30	132.27
193 132 527	30	125.63
193 132 532	30	160.59
193 132 533	30	161.30
193 132 534	30	161.72
193 132 535	30	166.14
193 132 536	30	176.83
193 132 537	30	170.22
193 132 544	30	161.72
193 132 545	30	166.14
193 132 546	30	176.83
193 132 547	30	170.22
193 132 554	30	166.10
193 132 555	30	170.52
193 132 556	30	181.16
193 132 557	30	174.60
193 135 009	17	176.31
193 135 010	17	184.20
193 135 019	17	215.31
193 135 020	17	223.19
193 135 029	17	231.63
193 135 030	17	231.63
193 135 039	17	240.79
193 135 040	17	248.96
193 135 041	17	257.12

CODE NUMBER

Code	Page	GBP	Code	Page	GBP
193 135 049	17	251.23	193 280 950	11	62.94
193 135 050	17	259.39	193 280 951	11	99.85
193 135 051	17	267.55	193 280 952	11	142.18
193 135 059	17	259.10	193 280 953	11	71.96
193 135 060	17	267.26	193 280 954	11	129.93
193 135 061	17	275.02	193 280 958	11	56.59
193 135 069	17	270.22	193 280 959	11	165.26
193 135 070	17	280.78	193 280 961	9	110.65
193 135 071	17	290.08	193 280 963	9	151.59
193 135 079	17	287.27	193 280 965	9	151.59
193 135 080	17	297.12	193 280 969	9	227.86
193 135 081	17	306.99	193 280 992	11	35.16
193 135 159	17	662.33	193 280 993	11	40.94
193 135 160	17	662.33	193 280 994	11	39.48
193 135 161	17	662.33	193 280 995	11	56.59
193 135 289	17	392.95	193 280 996	11	64.35
193 135 290	17	392.95	193 280 997	10	44.46
193 135 291	17	392.95	193 280 998	9	72.05
193 135 309	17	428.68	193 280 999	9	89.93
193 135 310	17	428.68	193 281 004	9	30.07
193 135 311	17	428.68	193 281 005	9	30.07
193 135 329	17	428.68	193 281 006	10	30.35
193 135 330	17	428.68	193 281 007	10	38.36
193 135 331	17	428.68	193 281 008	10	36.36
193 149 237	25	62.21	193 281 009	10	48.86
193 149 247	25	63.80	193 281 010	10	48.86
193 149 257	25	63.80	193 281 011	10	74.70
193 149 267	25	67.73	193 281 012	10	115.70
193 149 277	25	78.08	193 281 013	10	148.96
193 149 287	25	89.12	193 281 027	120	on request
193 149 297	25	89.12	193 281 030	10	223.33
193 149 307	25	103.33	193 281 031	10	337.96
193 149 317	25	111.23	193 281 032	9	372.85
193 149 327	25	115.04	193 281 033	9	372.85
193 149 337	25	130.91	193 281 102	38	182.93
193 149 347	25	162.16	193 281 103	38	216.96
193 149 357	25	162.16	193 281 147	39	892.01
193 149 437	25	114.34	193 281 148	39	892.01
193 149 447	25	115.93	193 281 200	37	885.03
193 149 457	25	115.93	193 281 201	37	957.78
193 149 467	25	119.86	193 281 202	37	1148.53
193 149 477	25	130.21	193 281 204	38	208.44
193 149 487	25	141.18	193 281 205	38	242.51
193 149 497	25	141.18	193 281 207	38	268.03
193 149 507	25	155.46	193 281 208	38	276.52
193 149 517	25	163.35	193 281 214	38	382.70
193 149 527	25	167.25	193 281 215	38	416.71
193 149 537	25	183.02	193 281 217	38	442.21
193 149 547	25	214.28	193 281 218	38	450.71
193 149 557	25	214.28	193 281 250	19	182.00
193 280 153	18	13.88	193 281 300	37	924.87
193 280 154	18	13.88	193 281 301	37	998.93
193 280 184	18	25.31	193 281 302	37	1197.91
193 280 185	18	30.29	193 281 558	19	208.38
193 280 272	20	23.89	193 301 008	35	135.48
193 280 273	20	48.17	193 301 011	35	181.05
193 280 274	19	66.18	193 301 016	35	153.48
193 280 279	19	46.12	193 301 017	35	153.48
193 280 290	18	40.80	193 301 018	35	147.50
193 280 294	19	97.46	193 301 019	35	214.64
193 280 300	18	39.21	193 301 020	35	214.64
193 280 301	18	44.18	193 301 021	35	201.45
193 280 358	18	25.31	193 301 028	35	111.50
193 280 359	18	25.31	193 301 031	35	121.11
193 280 360	18	30.29	193 301 037	36	118.70
193 280 410	19	165.47	193 301 038	36	119.88
193 280 680	19	235.44	193 301 039	36	124.69
193 280 711	18	30.29	193 301 040	36	130.67

CODE NUMBER

Code	Page	GBP
193 301 103	36	77.40
193 301 104	36	88.29
193 301 106	36	on request
701 473 803	23	on request
701 473 804	23	on request
701 473 805	23	on request
701 473 806	23	on request
701 473 807	23	on request
701 473 808	23	on request
701 473 809	23	on request
701 473 810	23	on request
701 473 811	23	on request
701 473 812	23	on request
701 473 813	23	on request
701 473 814	23	on request
701 485 560	22	8.60
701 485 561	22	12.35
701 485 562	22	13.81
701 485 563	22	16.80
701 485 564	22	22.15
701 485 565	22	28.60
720 100 007	15	47.92
720 100 008	15	51.58
720 100 009	15	61.85
720 100 010	15	74.30
720 100 011	15	95.17
720 100 017	15	47.92
720 100 018	15	51.58
720 100 019	15	61.85
720 100 020	15	74.30
720 100 021	15	95.17
720 100 029	15	61.85
720 100 040	15	74.30
720 100 041	15	95.17
720 100 258	14	40.47
720 100 259	14	47.41
720 100 260	14	52.88
720 100 261	14	65.76
720 100 281	14	68.66
720 100 282	14	68.66
720 100 283	14	68.66
720 100 756	14	35.17
720 100 757	14	35.17
720 100 758	14	35.17
720 100 759	14	41.61
720 100 760	14	46.74
720 100 761	14	62.01
720 100 766	14	44.13
720 100 767	14	44.13
720 100 771	14	48.93
720 100 772	14	48.93
720 100 776	14	54.61
720 100 777	14	54.61
720 100 782	14	67.52
720 100 783	14	67.52
720 910 007	14	39.34
720 910 008	14	43.04
720 910 009	14	50.23
720 910 010	15	62.18
720 910 011	15	80.19
720 910 017	14	39.34
720 910 018	14	43.04
720 910 019	14	50.23
720 910 020	15	62.18
720 910 021	15	80.19
720 910 028	14	47.92
720 910 029	14	50.23
720 910 030	15	62.18

Code	Page	GBP
720 910 031	15	80.19
720 910 040	15	62.18
720 910 041	15	80.19
720 920 007	21	30.07
720 920 008	21	33.10
720 920 009	21	37.62
720 920 010	21	42.83
720 920 011	21	57.15
720 920 017	21	30.07
720 920 018	21	33.10
720 920 019	21	37.62
720 920 020	21	42.83
720 920 021	21	57.15
720 920 028	21	37.62
720 920 029	21	37.62
720 920 030	21	42.83
720 920 031	21	57.15
720 920 040	21	42.83
720 920 041	21	57.15
720 920 208	20	21.36
720 920 209	20	24.54
720 920 210	20	28.80
720 920 211	20	41.04
720 920 221	20	35.78
720 920 231	20	35.78
720 920 241	20	35.78
720 920 258	13	32.31
720 920 259	13	36.35
720 920 260	13	41.27
720 920 261	13	51.45
720 920 281	13	54.36
720 920 282	13	54.36
720 920 283	13	54.36
720 920 706	20	19.61
720 920 707	20	19.61
720 920 708	20	19.61
720 920 709	20	22.72
720 920 710	20	23.10
720 920 711	20	35.09
720 920 718	20	28.57
720 920 719	20	30.08
720 920 720	20	30.96
720 920 721	20	40.60
720 920 728	20	28.57
720 920 729	20	30.08
720 920 730	20	30.96
720 920 731	20	40.60
720 920 754	13	30.29
720 920 756	13	25.66
720 920 757	13	26.46
720 920 758	13	27.01
720 920 759	13	30.50
720 920 760	13	35.17
720 920 761	13	47.71
720 920 763	13	30.29
720 920 764	13	30.29
720 920 765	13	30.29
720 920 766	13	35.97
720 920 767	13	35.97
720 920 768	13	55.66
720 920 771	13	37.86
720 920 772	13	37.86
720 920 773	13	55.66
720 920 776	13	43.00
720 920 777	13	43.00
720 920 778	13	55.66
720 920 781	13	40.01
720 920 782	13	53.26

CODE NUMBER

Code	Page	GBP	Code	Page	GBP
720 920 783	13	53.26	724 701 616	97	44.69
724 100 256	16	81.41	724 701 617	97	52.96
724 100 257	16	84.31	724 701 720	97	72.57
724 100 258	16	89.65	724 701 806	97	7.92
724 100 259	16	108.33	724 701 807	97	8.23
724 100 260	16	114.69	724 701 808	97	9.19
724 100 261	16	138.33	724 701 809	97	9.36
724 100 756	16	78.97	724 701 810	97	11.56
724 100 757	16	80.40	724 701 811	97	16.35
724 100 758	16	83.43	724 701 812	97	22.43
724 100 759	16	102.02	724 701 813	97	24.78
724 100 760	16	110.94	724 701 815	97	32.13
724 100 761	16	134.46	724 701 816	97	44.69
724 100 771	16	124.36	724 701 817	97	52.96
724 100 772	16	102.44	724 701 820	97	on request
724 700 014	97	32.13	724 701 914	100	31.96
724 700 319	108	287.09	724 701 915	100	38.58
724 700 320	108	287.09	724 701 916	100	45.11
724 700 321	108	348.67	724 701 917	100	52.90
724 700 322	108	on request	724 701 919	100	72.74
724 700 323	108	on request	724 701 920	100	72.74
724 700 324	108	on request	724 701 922	100	151.84
724 700 325	108	on request	724 701 923	100	192.47
724 700 426	107	667.35	724 703 414	96	28.96
724 700 427	107	667.35	724 703 814	97	on request
724 700 428	107	1197.17	724 703 914	98	28.96
724 700 429	107	1197.17	724 703 916	98	40.45
724 700 914	98	31.96	724 703 917	98	48.91
724 700 915	99	38.58	724 703 919	98	on request
724 700 916	99	45.11	724 703 920	98	on request
724 700 917	99	52.90	724 703 921	98	on request
724 700 918	99	61.18	724 703 922	98	on request
724 700 919	99	66.66	724 703 923	98	on request
724 700 920	99	72.74	724 920 206	21	27.18
724 700 921	99	145.67	724 920 207	21	28.32
724 700 922	99	151.84	724 920 208	21	30.85
724 700 923	99	192.47	724 920 209	21	37.16
724 700 924	99	286.04	724 920 210	21	37.16
724 700 925	99	397.29	724 920 211	21	44.97
724 700 969	99	66.66	724 920 256	16	64.12
724 700 970	99	72.74	724 920 257	16	68.58
724 700 971	99	150.97	724 920 258	16	73.92
724 700 972	99	151.84	724 920 259	16	87.05
724 700 973	100	192.47	724 920 260	16	92.35
724 700 974	100	266.94	724 920 261	16	110.82
724 700 975	100	on request	724 920 706	21	27.81
724 701 406	96	6.94	724 920 707	21	28.32
724 701 407	96	7.84	724 920 708	21	29.14
724 701 408	96	8.23	724 920 709	21	35.78
724 701 409	96	8.53	724 920 710	21	36.06
724 701 410	96	10.43	724 920 711	21	44.97
724 701 411	96	14.74	724 920 718	21	30.21
724 701 412	96	20.75	724 920 719	21	39.10
724 701 413	96	22.43	724 920 721	21	44.97
724 701 414	96	28.96	724 920 756	15	61.68
724 701 415	96	28.96	724 920 757	15	64.71
724 701 416	96	44.69	724 920 758	15	67.74
724 701 417	96	49.00	724 920 759	15	80.69
724 701 419	96	66.48	724 920 760	15	89.36
724 701 606	96	7.92	724 920 761	15	106.90
724 701 607	96	8.23	724 920 767	15	92.68
724 701 608	96	9.19	724 920 771	15	97.10
724 701 609	96	9.36	724 920 772	15	81.11
724 701 610	96	11.56	727 700 021	105	167.75
724 701 611	96	16.35	727 700 206	105	11.49
724 701 612	96	22.43	727 700 207	105	12.89
724 701 613	96	24.78	727 700 208	105	16.17
724 701 615	97	32.13	727 700 209	105	20.66

CODE NUMBER

Code	Page	GBP
727 700 210	105	24.10
727 700 211	105	28.07
727 700 212	105	32.22
727 700 213	105	36.46
727 700 214	105	47.61
727 700 215	105	48.04
727 700 216	105	69.22
727 700 217	105	90.05
727 700 219	105	129.79
727 700 220	105	129.79
727 700 221	105	167.75
727 700 222	106	167.75
727 700 223	106	243.67
727 700 224	106	485.58
727 700 225	106	550.90
727 700 313	105	36.46
727 700 314	105	47.61
727 700 315	105	48.04
727 700 316	105	69.22
727 700 317	105	90.05
727 700 318	105	90.05
727 700 319	105	129.79
727 700 320	105	129.79
727 700 321	105	167.75
727 700 322	105	167.75
727 700 323	105	243.67
727 700 324	105	485.58
727 700 325	105	550.90
727 700 406	102	9.06
727 700 407	102	10.15
727 700 408	102	13.07
727 700 409	102	15.57
727 700 410	102	18.50
727 700 411	102	23.75
727 700 412	102	25.89
727 700 413	103	30.98
727 700 414	103	38.23
727 700 416	103	54.05
727 700 417	103	65.84
727 700 419	103	95.87
727 700 420	103	95.87
727 700 421	103	120.83
727 700 422	103	120.83
727 700 423	103	177.82
727 700 424	103	358.84
727 700 425	103	408.31
727 700 513	102	30.98
727 700 514	102	38.23
727 700 515	102	38.23
727 700 516	102	54.05
727 700 517	102	65.84
727 700 518	102	65.84
727 700 519	102	95.87
727 700 520	102	95.87
727 700 521	102	120.83
727 700 522	102	120.83
727 700 523	102	177.82
727 700 524	102	358.84
727 700 525	102	408.31
727 701 206	106	11.83
727 701 207	106	13.42
727 701 208	106	16.97
727 701 209	106	20.13
727 701 210	106	24.10
727 701 211	106	30.47
727 701 212	106	33.81
727 701 213	107	40.62
727 701 214	107	49.78

Code	Page	GBP
727 701 220	107	125.37
727 701 313	106	40.62
727 701 314	106	49.78
727 701 319	106	125.37
727 701 320	106	on request
727 701 406	104	9.06
727 701 407	104	10.15
727 701 408	104	13.07
727 701 409	104	15.57
727 701 410	104	18.50
727 701 411	104	23.75
727 701 412	104	25.89
727 701 413	104	30.98
727 701 414	104	38.23
727 701 422	104	120.83
727 701 423	104	177.82
727 701 513	104	30.98
727 701 514	104	38.23
727 701 521	104	120.83
727 701 522	104	120.83
727 701 523	104	177.82
733 100 106	89	3.52
733 100 107	89	4.11
733 100 108	89	4.82
733 100 109	89	6.43
733 100 110	89	11.60
733 100 111	89	15.07
733 100 112	89	31.78
733 100 113	89	40.06
733 100 114	89	60.30
733 100 206	92	8.07
733 100 207	92	16.35
733 100 208	92	17.41
733 100 209	92	34.67
733 150 106	89	4.82
733 150 107	89	5.42
733 150 108	89	5.42
733 150 109	89	8.56
733 150 110	89	10.98
733 150 111	89	14.44
733 150 112	89	30.28
733 150 113	89	40.06
733 150 114	89	60.30
733 200 106	89	4.82
733 200 107	89	4.82
733 200 108	89	5.42
733 200 109	89	6.92
733 200 110	89	11.60
733 200 111	89	15.85
733 200 112	89	36.65
733 200 113	89	53.44
733 200 114	89	71.47
733 580 106	93	19.31
733 580 107	93	21.31
733 580 108	93	24.12
733 580 109	93	37.16
733 580 110	93	41.13
733 580 111	93	49.18
733 580 206	93	18.40
733 580 207	93	20.38
733 580 208	93	23.50
733 580 209	93	39.21
733 580 210	93	42.39
733 580 211	93	50.52
733 580 706	93	20.09
733 580 707	93	21.94
733 580 708	93	24.98
733 580 709	93	41.54

CODE NUMBER

Code	Page	GBP	Code	Page	GBP
733 580 710	93	44.09	733 910 364	90	11.60
733 580 711	93	53.21	733 910 370	90	16.06
733 800 009	91	68.15	733 910 371	90	16.06
733 800 010	91	72.88	733 910 376	90	21.58
733 800 011	91	84.20	733 910 434	92	5.34
733 800 012	91	105.45	733 910 437	92	5.93
733 800 013	91	109.69	733 910 441	92	6.74
733 800 014	91	132.33	733 910 446	92	8.71
733 808 009	82	52.08	733 910 452	92	11.68
733 808 010	82	55.63	733 960 106	90	6.14
733 808 011	82	65.17	733 960 107	90	6.14
733 808 012	82	82.80	733 960 108	90	6.14
733 808 013	82	94.11	733 960 109	90	6.54
733 808 014	82	117.47	733 960 110	90	8.56
733 808 016	82	142.93	733 960 111	90	10.76
733 808 017	82	182.56	733 960 112	90	20.80
733 808 020	82	280.23	733 960 113	90	24.98
733 808 022	82	435.91	733 960 114	90	31.78
733 808 023	82	660.93	734 600 106	94	2.03
733 808 034	82	52.08	734 600 107	94	2.32
733 808 035	82	55.63	734 600 108	94	2.63
733 808 036	82	65.17	734 600 109	94	3.43
733 808 037	82	82.80	734 600 110	94	3.92
733 808 038	82	94.11	734 600 111	94	4.43
733 808 039	82	117.47	748 400 305	109	0.48
733 808 041	82	142.93	748 400 306	109	0.63
733 808 042	82	182.56	748 400 307	109	0.66
733 808 045	82	280.23	748 400 308	109	0.78
733 808 047	82	435.91	748 400 309	109	0.86
733 808 048	82	660.93	748 400 310	109	1.22
733 810 106	91	2.40	748 400 311	109	2.07
733 810 107	91	2.63	748 400 312	109	2.09
733 810 108	91	2.91	748 400 313	109	2.60
733 810 109	91	3.73	748 400 314	109	3.54
733 810 110	91	4.34	748 400 315	109	4.05
733 810 111	91	5.42	748 400 316	109	5.28
733 810 112	91	10.98	748 400 317	109	5.42
733 810 113	91	16.92	748 400 319	109	6.18
733 810 114	91	25.26	748 400 320	109	11.84
733 900 006	4	0.70	748 400 321	109	17.71
733 900 007	4	0.76	748 400 322	109	14.82
733 910 106	90	2.63	748 400 323	109	16.68
733 910 107	90	2.71	748 410 000	111	1.34
733 910 108	90	3.62	748 410 001	111	1.34
733 910 109	90	4.43	748 410 002	111	1.83
733 910 110	90	6.92	748 410 003	111	2.08
733 910 111	90	9.20	748 410 004	111	1.11
733 910 112	90	15.07	748 410 005	111	1.11
733 910 113	90	18.46	748 410 006	111	1.35
733 910 114	90	31.78	748 410 007	111	1.56
733 910 206	92	4.11	748 410 008	111	1.83
733 910 207	92	5.23	748 410 009	111	2.08
733 910 208	92	6.65	748 410 010	111	2.29
733 910 209	92	8.22	748 410 011	111	2.60
733 910 210	92	13.30	748 410 012	111	2.29
733 910 211	92	18.18	748 410 013	111	2.60
733 910 337	90	3.52	748 410 014	111	3.01
733 910 341	90	4.11	748 410 015	111	5.09
733 910 346	90	6.14	748 410 016	111	6.06
733 910 347	90	6.14	748 410 017	111	6.73
733 910 348	90	6.14	748 410 018	111	7.57
733 910 352	90	8.56	748 410 019	111	8.89
733 910 353	90	8.56	748 410 022	111	10.50
733 910 358	90	9.91	748 410 163	111	10.31
733 910 359	90	9.91	748 410 173	112	33.81
733 910 360	90	9.91	748 410 174	112	37.79
733 910 361	90	9.91	748 410 182	112	32.22
733 910 362	90	11.60	748 410 248	111	5.09

CODE NUMBER

Code	Page	GBP
748 440 705	110	11.05
748 440 706	110	11.27
748 440 707	110	11.53
748 440 708	110	11.94
748 440 709	110	12.23
748 440 710	110	12.72
748 440 711	110	13.22
748 440 712	110	13.50
748 440 713	110	14.14
748 440 714	110	16.12
748 440 715	110	18.26
748 440 716	110	18.26
748 440 717	110	21.85
748 440 719	110	28.27
748 440 720	110	28.69
748 440 721	110	37.31
748 440 722	110	39.52
748 440 723	110	47.13
748 440 724	110	81.15
748 440 725	110	99.07
748 440 726	110	127.87
748 440 727	110	126.26
748 440 728	110	184.13
748 440 729	110	181.82
749 410 000	111	on request
749 410 001	111	4.55
749 410 002	111	6.16
749 410 003	111	10.04
749 410 004	111	2.78
749 410 005	111	3.40
749 410 006	111	3.54
749 410 007	111	4.36
749 410 008	111	5.28
749 410 009	111	8.51
749 410 010	111	9.80
749 410 011	111	12.62
749 410 012	111	11.93
749 410 013	111	12.62
749 410 014	111	14.67
749 410 015	111	16.68
749 410 016	111	21.55
749 410 017	111	43.95
749 410 018	111	48.36
749 410 019	111	52.90
749 410 022	111	on request
749 410 163	111	on request
749 410 173	112	on request
749 410 174	112	86.17
749 410 182	112	61.79
749 410 248	111	on request
749 440 705	110	41.58
749 440 706	110	42.12
749 440 707	110	42.50
749 440 708	110	44.10
749 440 709	110	45.92
749 440 710	110	47.53
749 440 711	110	49.13
749 440 712	110	49.94
749 440 713	110	52.53
749 440 714	110	59.97
749 440 715	110	67.79
749 440 716	110	65.97
749 440 717	110	81.02
749 440 719	110	84.64
749 440 720	110	104.32
749 440 721	110	106.47
749 440 722	110	138.00
749 440 723	110	145.40

Code	Page	GBP
749 440 724	110	175.49
749 440 725	110	300.80
749 440 726	110	471.33
749 440 727	110	on request
749 440 728	110	678.73
749 440 729	110	on request
753 000 813	44	42.74
753 000 814	44	53.46
753 000 815	44	61.92
753 000 816	44	71.45
753 000 817	44	80.68
753 000 818	44	128.76
753 000 819	44	154.79
753 000 820	44	182.56
753 000 821	44	230.30
753 000 822	44	259.70
753 000 823	44	339.19
753 000 824	44	927.39
753 000 825	44	1303.63
753 000 826	44	1845.16
753 000 827	44	2648.29
753 000 828	44	3285.76
753 000 829	44	4098.43
753 000 830	44	on request
753 000 831	44	on request
753 001 006	44	5.43
753 001 007	44	5.56
753 001 008	44	19.87
753 001 009	44	21.75
753 001 010	44	30.04
753 001 011	44	42.01
753 001 012	44	46.71
753 001 013	44	52.35
753 001 014	44	67.86
753 001 015	44	77.82
753 001 016	44	89.49
753 001 017	44	107.05
753 001 018	44	176.79
753 001 019	44	214.53
753 001 020	44	254.62
753 001 021	44	308.16
753 001 022	44	374.91
753 001 023	44	465.30
753 001 024	44	1248.37
753 001 025	44	1431.32
753 001 026	44	2022.65
753 001 027	44	3042.06
753 001 028	44	3808.05
753 001 029	44	4893.83
753 001 030	44	on request
753 001 031	44	on request
753 018 521	72	184.02
753 018 522	72	240.21
753 018 523	72	331.11
753 018 590	72	37.44
753 018 591	72	54.49
753 018 592	72	59.91
753 018 593	72	73.93
753 018 594	72	91.88
753 018 595	72	113.63
753 018 621	72	279.62
753 018 622	72	366.75
753 018 623	72	505.13
753 018 635	72	on request
753 018 636	72	on request
753 018 690	72	42.69
753 018 691	72	57.01
753 018 692	72	69.40

CODE NUMBER

Code	Page	GBP	Code	Page	GBP
753 018 693	72	82.14	753 060 819	47	295.93
753 018 694	72	122.09	753 060 820	47	350.90
753 018 695	72	146.28	753 060 821	47	424.14
753 018 706	72	2.96	753 060 822	47	469.30
753 018 707	72	3.06	753 060 823	47	605.67
753 018 708	72	3.26	753 060 824	47	956.66
753 018 709	72	4.23	753 060 825	47	1327.88
753 018 710	72	5.23	753 060 826	47	1596.16
753 018 711	72	7.50	753 060 827	47	2188.60
753 018 712	72	11.45	753 060 828	47	2715.45
753 018 713	72	16.20	753 060 829	47	3387.29
753 018 714	72	30.34	753 061 008	47	41.00
753 018 737	72	11.32	753 061 009	47	44.78
753 018 738	72	14.27	753 061 010	47	61.71
753 018 739	72	29.74	753 061 011	47	86.34
753 020 824	72	628.29	753 061 012	47	94.63
753 020 825	72	873.97	753 061 013	47	104.79
753 020 826	72	978.47	753 061 014	47	135.58
753 020 827	72	1234.76	753 061 015	47	151.07
753 021 024	72	850.56	753 061 016	47	169.97
753 021 025	72	1167.05	753 061 017	47	199.55
753 021 026	72	1314.62	753 061 018	47	333.81
753 021 027	72	1695.85	753 061 019	47	404.39
753 050 813	46	86.47	753 061 020	47	482.65
753 050 814	46	108.64	753 061 021	47	562.74
753 050 815	46	123.47	753 061 022	47	668.92
753 050 816	46	141.21	753 061 023	47	811.37
753 050 817	46	156.69	753 061 024	47	1484.27
753 050 818	46	249.12	753 061 025	47	1632.45
753 050 819	46	299.91	753 061 026	47	2006.08
753 050 820	46	355.84	753 061 027	47	2809.78
753 050 821	46	438.38	753 061 028	47	3517.70
753 050 822	46	487.39	753 061 029	47	4520.62
753 050 823	46	630.25	753 070 813	45	87.33
753 050 824	46	956.66	753 070 814	45	110.16
753 050 825	46	1327.88	753 070 815	45	125.70
753 050 826	46	1597.35	753 070 816	45	143.69
753 050 827	46	2188.60	753 070 817	45	160.47
753 050 828	46	2715.45	753 070 818	45	254.77
753 050 829	46	3387.29	753 070 819	45	306.90
753 051 008	46	41.00	753 070 820	45	361.77
753 051 009	46	44.78	753 070 821	45	452.67
753 051 010	46	55.58	753 070 822	45	505.31
753 051 011	46	86.57	753 070 823	45	657.11
753 051 012	46	95.44	753 070 824	45	965.74
753 051 013	46	105.68	753 070 825	45	1378.75
753 051 014	46	137.28	753 070 826	45	1677.39
753 051 015	46	153.78	753 070 827	45	2407.51
753 051 016	46	173.98	753 070 828	45	2987.20
753 051 017	46	204.92	753 070 829	45	3725.94
753 051 018	46	339.95	753 071 008	45	41.00
753 051 019	46	411.19	753 071 009	45	44.78
753 051 020	46	490.51	753 071 010	45	62.22
753 051 021	46	582.83	753 071 011	45	87.15
753 051 022	46	696.98	753 071 012	45	96.00
753 051 023	46	849.97	753 071 013	45	106.92
753 051 024	46	1484.27	753 071 014	45	122.05
753 051 025	46	1632.45	753 071 015	45	157.35
753 051 026	46	2006.08	753 071 016	45	178.41
753 051 027	46	2809.78	753 071 017	45	211.11
753 051 028	46	3517.70	753 071 018	45	348.39
753 051 029	46	4520.62	753 071 019	45	422.01
753 060 813	47	86.01	753 071 020	45	500.54
753 060 814	47	107.50	753 071 021	45	603.13
753 060 815	47	121.62	753 071 022	45	724.73
753 060 816	47	138.80	753 071 023	45	891.74
753 060 817	47	153.12	753 071 024	45	1514.71
753 060 818	47	244.99	753 071 025	45	1671.38

CODE NUMBER

Code	Page	GBP
753 071 026	45	2055.04
753 071 027	45	3090.80
753 071 028	45	3869.36
753 071 029	45	4972.78
753 080 813	48	86.01
753 080 814	48	107.50
753 080 815	48	121.62
753 080 816	48	138.80
753 080 817	48	153.12
753 080 818	48	244.99
753 080 819	48	295.93
753 080 820	48	350.90
753 080 821	48	424.14
753 080 822	48	469.30
753 080 823	48	605.67
753 080 824	48	956.66
753 080 825	48	1327.88
753 080 826	48	1596.16
753 080 827	48	2188.60
753 080 828	48	2715.45
753 080 829	48	3387.29
753 081 008	48	41.00
753 081 009	48	44.78
753 081 010	48	61.71
753 081 011	48	86.34
753 081 012	48	94.63
753 081 013	48	104.79
753 081 014	48	135.58
753 081 015	48	151.07
753 081 016	48	169.97
753 081 017	48	199.55
753 081 018	48	333.81
753 081 019	48	404.39
753 081 020	48	482.65
753 081 021	48	562.74
753 081 022	48	668.92
753 081 023	48	811.37
753 081 024	48	1484.27
753 081 025	48	1632.45
753 081 026	48	2006.08
753 081 027	48	2809.78
753 081 028	48	3517.70
753 081 029	48	4520.62
753 090 813	49	86.01
753 090 814	49	107.50
753 090 815	49	121.62
753 090 816	49	138.80
753 090 817	49	153.12
753 090 818	49	244.99
753 090 819	49	295.93
753 090 820	49	350.90
753 090 821	49	424.14
753 090 822	49	469.30
753 090 823	49	605.67
753 090 824	49	956.66
753 090 825	49	1327.88
753 090 826	49	1596.16
753 090 827	49	2188.60
753 090 828	49	2715.45
753 090 829	49	3387.29
753 091 008	49	41.00
753 091 009	49	44.78
753 091 010	49	61.71
753 091 011	49	86.34
753 091 012	49	94.63
753 091 013	49	104.79
753 091 014	49	135.58
753 091 015	49	151.07

Code	Page	GBP
753 091 016	49	169.97
753 091 017	49	199.55
753 091 018	49	333.81
753 091 019	49	404.39
753 091 020	49	482.65
753 091 021	49	562.74
753 091 022	49	668.92
753 091 023	49	811.37
753 091 024	49	1484.27
753 091 025	49	1632.45
753 091 026	49	2006.08
753 091 027	49	2809.78
753 091 028	49	3517.70
753 091 029	49	4520.62
753 100 813	40	24.62
753 100 814	40	45.85
753 100 815	40	58.42
753 100 816	40	71.62
753 100 817	40	85.30
753 100 818	40	95.94
753 100 819	40	131.15
753 100 820	40	156.92
753 100 821	40	258.68
753 100 822	40	390.17
753 100 823	40	488.68
753 100 922	40	486.71
753 100 923	40	601.71
753 101 001	40	288.97
753 101 006	40	5.30
753 101 007	40	5.51
753 101 008	40	5.90
753 101 009	40	7.52
753 101 010	40	10.13
753 101 011	40	18.25
753 101 012	40	24.02
753 101 013	40	27.65
753 101 014	40	50.85
753 101 015	40	64.70
753 101 016	40	72.22
753 101 017	40	94.83
753 101 018	40	106.50
753 101 019	40	145.85
753 101 020	40	173.50
753 101 606	6	14.78
753 101 607	6	14.78
753 101 608	6	14.78
753 101 609	6	21.12
753 101 610	6	29.00
753 101 611	6	30.90
753 101 812	6	41.90
753 101 813	6	44.10
753 101 814	6	67.25
753 101 815	6	102.21
753 101 817	6	202.56
753 101 818	6	255.43
753 101 819	7	564.64
753 101 820	7	696.56
753 101 821	7	905.03
753 108 606	73	2.51
753 108 607	73	2.57
753 108 608	73	2.63
753 108 609	73	3.49
753 108 610	73	4.35
753 108 611	73	6.26
753 120 813	42	53.24
753 120 814	42	66.05
753 120 815	42	82.45
753 120 816	42	90.00

CODE NUMBER

Code	Page	GBP	Code	Page	GBP
753 120 817	42	142.68	753 151 011	41	18.25
753 120 818	42	157.55	753 151 012	41	24.57
753 120 819	42	216.44	753 151 013	41	27.65
753 120 820	42	258.62	753 151 014	41	44.79
753 120 821	42	421.75	753 151 015	41	64.70
753 120 822	42	600.00	753 151 016	41	72.22
753 120 823	42	698.68	753 151 017	41	94.83
753 120 908	42	13.70	753 151 018	41	107.56
753 120 909	42	16.94	753 151 019	41	146.45
753 120 910	42	19.25	753 151 020	41	174.40
753 120 911	42	34.38	753 151 021	41	302.39
753 120 912	42	49.98	753 151 608	7	14.78
753 120 913	42	59.93	753 151 609	7	21.12
753 120 914	42	75.06	753 151 610	7	29.00
753 120 915	42	87.71	753 151 611	7	30.90
753 120 916	42	107.35	753 151 812	7	41.90
753 120 917	42	159.09	753 151 813	7	44.10
753 120 918	42	177.46	753 151 814	7	67.25
753 120 919	42	241.90	753 151 815	7	102.21
753 120 920	42	287.26	753 151 817	7	202.56
753 120 921	42	467.91	753 151 818	7	255.43
753 120 922	42	665.24	753 151 819	8	564.64
753 120 923	42	776.64	753 151 820	8	696.56
753 140 813	43	40.27	753 151 821	8	905.03
753 140 814	43	65.90	753 158 535	73	7.26
753 140 815	43	95.80	753 158 536	73	12.08
753 140 816	43	105.85	753 158 537	73	16.99
753 140 817	43	136.15	753 158 538	73	21.09
753 140 818	43	157.71	753 158 539	73	38.82
753 140 819	43	216.44	753 158 540	73	55.22
753 140 820	43	258.62	753 158 541	73	77.91
753 140 821	43	421.75	753 158 542	73	84.21
753 140 822	43	600.00	753 158 544	73	130.36
753 140 823	43	698.68	753 158 545	73	147.93
753 141 008	43	13.70	753 158 606	73	3.95
753 141 009	43	16.94	753 158 607	73	4.19
753 141 010	43	19.25	753 158 608	73	5.06
753 141 011	43	34.38	753 158 609	73	6.38
753 141 012	43	39.30	753 158 610	73	7.26
753 141 013	43	44.97	753 158 611	73	12.08
753 141 014	43	73.13	753 158 612	73	16.99
753 141 015	43	106.24	753 158 613	73	21.09
753 141 016	43	116.19	753 158 614	73	38.82
753 141 017	43	155.17	753 158 615	73	55.22
753 141 018	43	177.46	753 158 616	73	77.91
753 141 019	43	241.90	753 158 617	73	84.21
753 141 020	43	287.26	753 158 619	73	130.36
753 141 021	43	467.91	753 158 620	73	147.93
753 141 022	43	665.24	753 200 801	53	68.28
753 141 023	43	776.64	753 200 802	50	532.48
753 150 813	41	24.62	753 200 803	50	680.98
753 150 814	41	40.17	753 200 804	50	988.12
753 150 815	41	58.42	753 200 805	50	1360.26
753 150 816	41	71.62	753 200 806	50	1995.73
753 150 817	41	85.30	753 200 807	50	2569.19
753 150 818	41	95.94	753 200 808	50	5285.24
753 150 819	41	131.15	753 200 809	50	7794.68
753 150 820	41	156.92	753 200 810	53	68.28
753 150 821	41	260.17	753 200 811	53	68.70
753 150 822	41	392.61	753 200 812	53	113.00
753 150 823	41	488.59	753 200 813	50	34.36
753 150 922	41	456.24	753 200 814	50	48.93
753 150 923	41	553.89	753 200 815	50	68.85
753 151 006	41	5.51	753 200 816	50	104.62
753 151 007	41	5.94	753 200 817	50	121.32
753 151 008	41	7.22	753 200 818	50	170.85
753 151 009	41	9.02	753 200 819	50	244.10
753 151 010	41	10.21	753 200 820	50	290.73

CODE NUMBER

Code	Page	GBP
753 200 821	50	351.07
753 200 822	53	113.00
753 200 823	53	112.31
753 200 824	53	112.31
753 200 825	53	139.68
753 200 826	53	139.68
753 200 827	53	194.10
753 200 828	51	55.64
753 200 829	51	37.39
753 200 830	51	37.99
753 200 831	51	65.38
753 200 832	51	71.45
753 200 833	51	77.14
753 200 834	51	152.39
753 200 835	51	157.09
753 200 836	51	157.09
753 200 837	51	158.50
753 200 838	51	211.84
753 200 839	51	356.15
753 200 840	51	356.15
753 200 841	52	358.59
753 200 842	52	359.53
753 200 843	52	360.09
753 200 844	51	188.59
753 200 845	53	194.10
753 200 846	53	194.10
753 200 847	53	282.81
753 200 848	53	282.81
753 200 849	53	282.81
753 200 850	53	314.97
753 200 851	52	967.56
753 200 852	52	978.72
753 200 853	52	903.53
753 200 854	52	997.61
753 200 855	53	314.97
753 200 856	53	314.97
753 200 857	53	399.90
753 200 858	53	399.90
753 200 859	53	399.90
753 200 860	53	542.32
753 200 861	53	542.32
753 200 862	53	542.32
753 200 863	53	957.26
753 200 864	53	957.26
753 200 865	53	1920.51
753 200 866	53	1819.71
753 200 867	53	1369.94
753 200 868	53	2288.72
753 200 869	53	2209.11
753 200 870	53	1824.69
753 200 902	50	625.04
753 200 903	50	933.68
753 200 904	50	1215.26
753 200 905	50	1816.20
753 200 906	50	2568.38
753 200 907	50	3260.17
753 200 908	50	7411.55
753 200 909	50	9909.25
753 201 001	50	486.11
753 201 002	52	15.19
753 201 003	52	15.19
753 201 004	52	15.19
753 201 005	52	16.78
753 201 006	50	5.81
753 201 007	50	6.71
753 201 008	50	7.99
753 201 009	50	9.57
753 201 010	50	12.65

Code	Page	GBP
753 201 011	50	17.26
753 201 012	50	26.28
753 201 013	50	40.47
753 201 014	50	57.39
753 201 015	50	80.98
753 201 016	50	122.35
753 201 017	50	141.97
753 201 018	50	200.81
753 201 019	50	289.06
753 201 020	50	342.44
753 201 027	51	39.06
753 201 028	51	62.09
753 201 029	51	41.88
753 201 030	51	42.18
753 201 031	51	66.20
753 201 032	51	78.08
753 201 033	51	86.32
753 201 034	51	169.36
753 201 035	51	170.77
753 201 036	51	170.77
753 201 037	51	175.04
753 201 038	51	235.60
753 201 039	51	380.21
753 201 040	51	395.21
753 201 041	51	398.21
753 201 042	51	399.40
753 201 043	51	400.90
753 201 044	51	18.93
753 201 045	51	29.62
753 201 046	51	29.62
753 201 047	51	30.04
753 201 048	51	76.88
753 201 049	51	216.81
753 201 050	51	216.81
753 201 051	51	1151.71
753 201 052	51	1161.11
753 201 053	51	1051.74
753 201 054	51	1179.70
753 201 069	52	16.78
753 201 070	52	16.78
753 201 072	52	16.78
753 201 073	51	316.79
753 201 074	51	327.48
753 201 075	51	334.91
753 201 076	51	358.85
753 201 077	52	16.78
753 201 078	51	476.15
753 201 079	51	485.38
753 201 080	52	16.78
753 201 081	52	16.78
753 201 082	52	16.78
753 201 084	52	26.15
753 201 085	52	76.48
753 201 086	52	76.48
753 201 087	52	124.62
753 201 089	52	124.62
753 201 090	52	124.62
753 201 091	52	124.62
753 201 092	52	155.43
753 201 093	52	155.43
753 201 094	52	215.70
753 201 095	52	215.70
753 201 096	52	314.31
753 201 097	52	314.31
753 201 098	52	314.31
753 201 099	52	350.57
753 201 100	52	350.57
753 201 101	52	350.57

CODE NUMBER

Code	Page	GBP	Code	Page	GBP
753 201 102	52	445.08	753 208 353	75	22.54
753 201 103	52	445.08	753 208 354	75	22.54
753 201 104	52	445.08	753 208 355	75	22.54
753 201 105	52	604.64	753 208 357	75	28.24
753 201 106	52	604.64	753 208 358	75	32.01
753 201 107	52	604.64	753 208 359	75	32.01
753 201 108	52	1068.21	753 208 360	75	44.96
753 201 109	52	1068.21	753 208 361	75	45.94
753 201 110	52	2125.96	753 208 362	75	45.36
753 201 111	52	2044.79	753 208 363	75	46.89
753 201 112	52	1656.80	753 208 364	75	46.89
753 201 113	52	3400.15	753 208 371	75	120.21
753 201 114	52	2598.19	753 208 372	75	121.19
753 201 115	52	2885.98	753 208 373	75	121.19
753 201 116	52	16.78	753 208 374	75	122.99
753 201 120	50	on request	753 208 388	75	284.74
753 201 121	50	on request	753 208 389	75	287.82
753 201 606	10	21.07	753 208 391	75	257.64
753 201 607	10	21.07	753 208 412	74	43.59
753 201 608	10	21.15	753 208 413	74	26.72
753 201 609	10	23.86	753 208 414	74	43.59
753 201 610	10	33.16	753 208 535	74	6.54
753 201 611	10	35.20	753 208 536	74	8.85
753 201 613	10	70.99	753 208 540	74	55.04
753 201 614	10	on request	753 208 541	74	64.91
753 201 615	10	130.61	753 208 542	74	122.05
753 201 617	10	243.44	753 208 543	74	149.40
753 201 618	10	280.58	753 208 544	74	204.15
753 201 812	8	47.26	753 208 545	74	239.66
753 201 813	8	54.19	753 208 546	74	317.48
753 201 814	8	81.04	753 208 547	74	362.61
753 201 815	8	104.22	753 208 548	74	483.21
753 201 817	8	172.04	753 208 606	74	2.95
753 201 818	8	269.84	753 208 607	74	3.21
753 201 819	9	567.28	753 208 608	74	3.63
753 201 820	9	722.99	753 208 609	74	5.47
753 201 821	9	943.29	753 208 610	74	7.26
753 201 827	51	35.04	753 208 611	74	11.24
753 201 873	51	296.15	753 208 612	74	22.05
753 201 874	51	304.91	753 208 613	74	32.09
753 201 875	51	322.95	753 208 614	74	46.84
753 201 876	51	337.22	753 208 615	74	64.62
753 201 878	52	384.06	753 208 616	74	81.07
753 201 879	52	392.35	753 208 617	74	136.28
753 201 920	50	on request	753 208 619	74	250.30
753 201 921	50	on request	753 208 620	74	297.44
753 208 301	75	14.38	753 208 668	74	175.17
753 208 302	75	14.38	753 208 671	74	382.52
753 208 303	75	21.56	753 208 672	74	515.68
753 208 304	75	21.56	753 208 673	74	732.05
753 208 305	75	22.48	753 211 034	9	131.89
753 208 307	75	28.73	753 211 035	9	178.46
753 208 308	75	28.73	753 211 037	9	476.07
753 208 309	75	30.62	753 211 039	9	476.07
753 208 310	75	38.33	753 211 040	9	476.07
753 208 311	75	39.02	753 211 041	9	457.78
753 208 312	75	32.99	753 211 042	9	457.78
753 208 313	75	36.05	753 211 059	9	814.35
753 208 314	75	36.05	753 211 060	9	814.35
753 208 321	75	89.12	753 211 063	9	814.35
753 208 322	75	90.69	753 211 069	9	999.76
753 208 323	75	90.69	753 211 070	9	999.76
753 208 324	75	91.39	753 211 073	9	999.76
753 208 338	75	229.49	753 211 080	9	1185.44
753 208 339	75	231.54	753 211 083	9	1185.44
753 208 341	75	209.91	753 211 606	8	13.89
753 208 351	75	15.59	753 211 607	8	13.74
753 208 352	75	15.59	753 211 608	8	14.78

CODE NUMBER

Code	Page	GBP
753 211 609	8	22.91
753 211 610	8	27.95
753 211 611	8	31.41
753 220 824	74	733.46
753 220 825	74	1136.15
753 220 826	74	1635.90
753 220 827	74	2106.24
753 220 832	75	313.63
753 221 024	74	985.68
753 221 025	74	1470.98
753 221 026	74	2105.21
753 221 027	74	2674.53
753 221 031	75	380.56
753 221 032	75	388.38
753 251 011	54	107.09
753 251 012	54	161.71
753 251 013	54	250.13
753 251 014	54	355.13
753 251 063	54	225.13
753 251 064	54	319.62
753 518 412	88	on request
753 518 413	88	on request
753 518 414	88	on request
753 518 606	88	13.16
753 518 607	88	16.21
753 518 608	88	16.78
753 518 609	88	23.71
753 518 610	88	29.51
753 518 611	88	38.86
753 518 612	88	62.25
753 518 613	88	79.73
753 518 614	88	102.10
753 528 412	88	on request
753 528 413	88	on request
753 528 414	88	on request
753 528 606	88	14.65
753 528 607	88	18.33
753 528 608	88	18.62
753 528 609	88	27.96
753 528 610	88	34.17
753 528 611	88	44.15
753 528 612	88	70.98
753 528 613	88	89.49
753 528 614	88	123.52
753 608 412	94	on request
753 608 413	94	on request
753 608 414	94	on request
753 608 606	94	3.55
753 608 607	94	4.44
753 608 608	94	4.44
753 608 609	94	7.29
753 608 610	94	7.29
753 608 611	94	8.07
753 608 612	94	on request
753 608 613	94	on request
753 608 614	94	on request
753 608 616	94	3.49
753 608 617	94	4.23
753 608 618	94	5.20
753 608 619	94	6.69
753 608 620	94	7.00
753 608 621	94	10.18
753 648 412	95	on request
753 648 413	95	on request
753 648 414	95	on request
753 648 606	95	4.95
753 648 607	95	6.21
753 648 608	95	6.21

Code	Page	GBP
753 648 609	95	9.27
753 648 610	95	9.27
753 648 611	95	10.82
753 648 612	95	on request
753 648 613	95	on request
753 648 614	95	on request
753 665 558	85	184.09
753 665 559	85	196.75
753 665 560	85	229.09
753 665 561	85	253.83
753 665 562	85	290.38
753 665 563	85	421.09
753 665 564	85	485.28
753 665 565	85	610.08
753 665 566	85	720.52
753 665 567	85	1116.92
753 665 568	85	1172.38
753 665 569	85	1222.74
753 665 570	85	1293.73
753 665 571	85	1436.53
753 665 572	85	1944.70
753 665 573	85	2546.37
753 665 574	85	3219.15
753 665 575	85	4424.13
753 665 576	85	5578.95
753 665 577	86	172.94
753 665 578	86	182.74
753 665 579	86	215.77
753 665 580	86	235.85
753 665 581	86	265.99
753 665 582	86	388.47
753 665 583	86	445.87
753 665 584	86	561.17
753 665 585	86	651.59
753 665 586	86	1011.83
753 665 587	86	1067.32
753 665 588	86	1101.29
753 665 589	86	1173.04
753 665 590	86	1284.98
753 665 591	86	1735.65
753 665 592	86	2293.45
753 665 593	86	2876.15
753 665 594	86	on request
753 665 595	86	on request
753 700 611	60	on request
753 700 612	60	on request
753 700 613	60	on request
753 700 614	60	on request
753 700 615	60	on request
753 700 616	60	on request
753 700 617	60	on request
753 700 618	60	on request
753 700 619	60	on request
753 700 620	60	on request
753 700 621	60	on request
753 700 622	60	on request
753 700 623	60	on request
753 700 624	60	on request
753 700 625	60	on request
753 700 626	61	on request
753 700 627	61	on request
753 700 628	61	on request
753 700 629	61	on request
753 790 206	91	2.40
753 790 207	91	2.63
753 790 208	91	2.91
753 790 209	91	3.73
753 790 210	91	4.34

CODE NUMBER

Code	Page	GBP	Code	Page	GBP
753 790 211	91	5.42	753 800 027	58	1515.74
753 790 212	91	10.98	753 800 028	58	1996.03
753 790 213	91	16.92	753 800 029	58	2465.56
753 790 214	91	25.26	753 800 030	79	on request
753 798 724	83	on request	753 800 033	79	on request
753 798 725	83	on request	753 800 085	59	8.12
753 798 726	83	on request	753 800 086	59	9.62
753 798 727	83	on request	753 800 087	59	12.14
753 798 728	83	on request	753 800 088	59	15.85
753 798 729	83	on request	753 800 089	59	19.79
753 798 730	83	on request	753 800 090	59	24.53
753 798 731	83	on request	753 800 091	59	31.54
753 798 749	83	on request	753 800 092	59	35.60
753 798 750	83	on request	753 800 093	59	55.77
753 798 751	83	on request	753 800 094	59	62.95
753 798 752	83	on request	753 800 095	59	68.08
753 798 753	83	on request	753 800 096	59	82.31
753 798 754	83	on request	753 800 097	59	124.32
753 798 755	83	on request	753 800 098	59	163.03
753 798 756	83	on request	753 800 099	59	282.01
753 798 757	83	on request	753 800 100	59	497.48
753 798 758	83	on request	753 800 101	59	1241.86
753 798 759	83	on request	753 800 102	59	1260.05
753 798 826	78	69.23	753 800 103	59	1252.09
753 798 827	78	75.47	753 800 104	59	1496.67
753 798 828	78	88.89	753 800 105	81	on request
753 798 829	78	157.95	753 800 106	81	on request
753 798 830	78	325.73	753 800 107	81	on request
753 798 831	78	378.38	753 800 108	81	on request
753 798 832	78	483.21	753 900 001	76	112.31
753 798 833	78	1429.54	753 900 002	76	103.21
753 798 834	78	2753.02	753 900 004	76	134.96
753 798 835	78	on request	753 900 007	76	255.07
753 798 836	78	on request	753 900 011	76	285.30
753 798 851	80	62.95	753 900 012	76	256.35
753 798 852	80	69.66	753 900 013	76	238.20
753 798 853	80	84.40	753 900 014	76	230.92
753 798 854	80	144.23	753 900 015	76	1067.72
753 798 855	80	302.74	753 900 016	76	901.42
753 798 856	80	357.31	753 900 017	76	773.75
753 798 857	80	441.37	753 900 018	76	712.62
753 798 858	80	451.67	753 900 019	76	508.10
753 798 859	80	538.03	753 900 020	76	1106.22
753 798 860	80	on request	753 900 021	76	982.12
753 798 861	80	on request	753 900 022	76	891.65
753 798 862	80	on request	753 900 023	76	729.58
753 798 863	80	on request	753 900 024	76	1350.02
753 800 006	58	4.49	753 900 025	77	1291.85
753 800 007	58	4.66	753 900 026	77	1079.00
753 800 008	58	5.43	753 900 027	77	977.53
753 800 009	58	6.45	753 900 035	77	on request
753 800 010	58	8.25	753 900 036	77	on request
753 800 011	58	9.62	753 900 037	77	on request
753 800 012	58	12.14	753 900 800	56	192.91
753 800 013	58	15.98	753 900 801	56	201.84
753 800 014	58	19.91	753 900 802	56	201.84
753 800 015	58	24.57	753 900 803	56	241.45
753 800 016	58	31.54	753 900 804	56	306.34
753 800 017	58	35.21	753 900 805	56	345.77
753 800 018	58	55.43	753 900 806	56	345.77
753 800 019	58	63.29	753 900 807	56	345.77
753 800 020	58	68.08	753 900 808	56	1623.76
753 800 021	58	104.49	753 900 809	56	1486.57
753 800 022	58	138.08	753 900 810	56	874.96
753 800 023	58	175.17	753 900 811	56	1757.21
753 800 024	58	303.08	753 900 812	56	1648.83
753 800 025	58	975.78	753 900 813	56	1126.04
753 800 026	58	1337.82	753 900 814	56	2490.55

CODE NUMBER

Code	Page	GBP
753 900 815	56	2242.14
753 900 816	56	1925.74
753 900 817	56	1533.68
753 900 818	56	3426.16
753 900 819	56	3064.55
753 900 820	56	2672.40
753 900 821	56	2211.73
753 900 822	56	3913.22
753 900 823	56	3477.56
753 900 824	56	3029.59
753 900 825	56	2489.48
753 900 826	56	5116.38
753 900 827	56	4585.95
753 900 828	56	4100.12
753 900 829	56	3320.91
753 900 831	56	62.52
753 900 832	56	75.94
753 900 833	56	on request
753 900 834	56	on request
753 900 835	57	on request
753 900 836	57	on request
753 900 837	57	on request
753 900 838	57	on request
753 900 839	57	on request
753 900 840	57	on request
753 900 841	57	on request
753 900 842	57	on request
753 900 843	57	on request
753 900 844	57	on request
753 900 866	56	88.38
753 900 867	56	141.92
753 900 868	56	201.84
753 900 870	56	20.26
753 900 872	56	20.26
753 900 873	56	69.87
753 900 874	56	69.87
753 900 875	56	75.94
753 900 876	56	26.88
753 900 877	56	26.88
753 900 880	56	32.48
753 900 881	56	32.48
753 900 882	56	32.48
753 900 884	56	46.71
753 900 885	56	46.71
753 900 886	56	37.50
753 900 887	56	37.50
753 900 888	56	62.52
753 900 889	56	62.52
753 900 890	56	62.52
753 900 891	56	69.87
753 900 892	56	88.38
753 900 893	56	88.38
753 900 894	56	141.92
753 900 895	56	141.92
753 900 896	56	141.92
753 900 898	56	279.27
753 900 899	56	279.27
753 901 000	55	192.91
753 901 001	55	201.84
753 901 002	55	201.84
753 901 003	55	241.45
753 901 004	55	308.22
753 901 005	55	345.77
753 901 012	55	345.77
753 901 013	55	1701.58
753 901 014	55	1589.01
753 901 015	55	1056.67
753 901 016	55	1638.95

Code	Page	GBP
753 901 017	55	1500.48
753 901 018	55	883.14
753 901 019	55	2671.73
753 901 020	55	2456.75
753 901 022	55	2139.53
753 901 024	55	1904.48
753 901 025	55	3630.40
753 901 026	55	3303.96
753 901 027	55	2929.59
753 901 029	55	2658.11
753 901 030	55	4171.06
753 901 032	55	62.52
753 901 033	55	75.94
753 901 034	55	88.38
753 901 038	54	3.63
753 901 039	55	3590.58
753 901 040	55	3504.54
753 901 041	54	4.15
753 901 042	54	4.15
753 901 043	55	3019.79
753 901 044	55	5422.94
753 901 045	55	5126.07
753 901 046	54	5.94
753 901 047	54	5.94
753 901 048	54	5.94
753 901 049	55	4666.24
753 901 050	55	3813.88
753 901 052	54	7.09
753 901 053	54	7.09
753 901 054	54	6.45
753 901 055	54	6.28
753 901 058	54	9.62
753 901 059	54	9.62
753 901 060	54	9.62
753 901 063	55	13.24
753 901 064	55	14.83
753 901 065	55	14.83
753 901 066	55	71.04
753 901 067	55	114.07
753 901 068	55	201.84
753 901 070	55	20.26
753 901 071	55	20.26
753 901 072	55	14.83
753 901 073	55	69.87
753 901 074	55	69.87
753 901 075	55	75.94
753 901 076	55	26.88
753 901 077	55	26.88
753 901 078	55	26.88
753 901 080	55	32.48
753 901 081	55	32.48
753 901 082	55	28.89
753 901 083	55	32.48
753 901 084	55	46.71
753 901 085	55	46.71
753 901 086	55	46.71
753 901 087	55	46.71
753 901 088	55	62.52
753 901 089	55	62.52
753 901 090	55	62.52
753 901 091	55	69.87
753 901 092	55	88.38
753 901 094	55	141.92
753 901 095	55	141.92
753 901 096	55	141.92
753 901 097	55	345.77
753 901 098	55	253.42
753 901 099	55	253.42

CODE NUMBER

Code	Page	GBP	Code	Page	GBP
753 901 639	10	9.84	753 908 642	76	4.74
753 901 640	10	9.84	753 908 646	76	5.43
753 901 641	10	9.84	753 908 647	76	5.43
753 901 644	10	13.04	753 908 648	76	5.43
753 901 645	10	13.04	753 908 652	76	5.68
753 901 646	10	13.04	753 908 653	76	5.68
753 901 651	10	18.80	753 908 654	76	5.68
753 901 652	10	20.18	753 908 658	76	6.62
753 901 656	10	16.28	753 908 659	76	6.62
753 901 657	10	16.28	753 908 660	76	6.62
753 901 658	10	18.75	753 908 664	76	8.59
753 901 831	11	32.73	753 908 665	76	8.59
753 901 833	11	49.64	753 908 666	76	8.59
753 901 834	11	81.59	753 908 670	76	9.27
753 901 835	11	89.36	753 908 671	76	9.27
753 901 836	11	62.81	753 908 676	76	11.50
753 901 837	11	427.25	753 908 677	76	11.50
753 901 838	11	524.90	753 908 680	76	14.83
753 901 840	11	634.76	753 908 684	76	18.03
753 901 841	11	634.76	753 908 685	76	18.03
753 902 801	77	109.53	753 908 688	76	43.10
753 902 802	77	100.64	753 908 690	76	20.94
753 902 804	77	131.54	753 908 692	76	70.94
753 902 807	77	168.21	753 908 695	76	84.37
753 902 811	77	306.55	753 908 696	76	90.73
753 902 812	77	260.61	753 908 697	76	76.45
753 902 813	77	241.96	753 908 877	76	31.50
753 902 814	77	234.27	753 908 878	76	31.50
753 902 815	77	968.68	753 908 879	76	29.83
753 902 816	77	908.68	753 908 880	76	28.68
753 902 817	77	805.99	753 908 881	76	28.68
753 902 818	77	652.08	753 908 883	76	63.16
753 902 819	77	436.41	753 908 885	76	86.54
753 902 820	77	1152.31	753 908 887	76	98.08
753 902 821	77	1023.04	753 908 890	76	121.41
753 902 822	77	885.85	753 908 891	76	121.20
753 902 823	77	595.12	753 908 892	76	126.32
753 902 824	78	1406.27	753 908 895	76	130.09
753 902 825	78	1229.17	753 908 896	76	138.93
753 902 826	78	1043.25	753 908 897	76	146.67
753 902 827	78	928.98	753 908 904	77	7.66
753 902 828	78	1598.58	753 908 912	77	14.83
753 902 829	78	996.88	753 908 916	77	18.03
753 902 830	78	814.34	753 908 917	77	18.03
753 902 831	78	1981.02	753 908 920	77	20.94
753 902 832	78	1660.76	753 908 922	77	20.94
753 902 833	78	1221.72	753 908 926	77	4.77
753 902 834	78	1013.49	753 908 927	77	5.75
753 902 835	78	on request	753 908 928	77	6.62
753 902 836	78	on request	753 908 931	77	70.94
753 902 837	78	on request	753 908 932	77	74.49
753 902 838	78	on request	753 908 933	77	88.93
753 902 839	78	on request	753 908 937	77	95.77
753 902 840	78	on request	753 908 938	77	90.31
753 902 841	78	on request	753 908 939	77	118.08
753 902 842	78	on request	753 908 943	77	118.08
753 902 843	78	on request	753 908 944	77	122.99
753 902 844	78	on request	753 908 949	77	135.30
753 902 845	78	on request	753 908 950	77	142.69
753 902 846	78	on request	753 908 975	77	31.50
753 908 464	77	9.05	753 908 976	77	28.68
753 908 465	77	11.10	753 908 977	77	29.83
753 908 470	77	11.95	753 908 978	77	28.68
753 908 471	77	13.37	753 908 979	77	28.68
753 908 476	77	14.95	753 908 981	77	63.16
753 908 477	77	14.95	753 908 985	77	84.44
753 908 637	76	3.93	753 908 999	77	126.88
753 908 641	76	4.74	753 910 266	87	7.14

CODE NUMBER

Code	Page	GBP
753 910 267	87	8.43
753 910 268	87	10.55
753 910 269	87	12.10
753 910 270	87	18.96
753 910 271	87	22.09
753 910 556	87	5.58
753 910 557	87	6.76
753 910 558	87	8.43
753 910 559	87	10.13
753 910 560	87	16.63
753 910 561	87	20.95
753 911 606	5	6.33
753 911 607	5	6.33
753 911 608	5	6.33
753 911 609	5	9.48
753 911 610	5	9.75
753 911 611	5	11.73
753 911 612	5	18.01
753 911 613	5	18.17
753 911 614	5	27.85
753 911 615	5	31.91
753 911 616	5	40.93
753 911 617	5	49.90
753 911 618	5	58.87
753 911 619	5	83.54
753 911 620	5	94.73
753 911 621	5	136.49
753 911 622	5	206.52
753 911 623	5	228.88
753 911 624	5	418.43
753 911 625	5	457.54
753 911 817	5	38.40
753 911 818	5	53.83
753 911 819	5	69.55
753 911 820	5	89.21
753 911 821	5	123.98
753 911 822	5	180.23
753 911 823	5	205.03
753 911 824	5	319.38
753 911 825	5	400.31
753 911 826	5	650.49
753 911 827	5	698.46
753 911 828	6	1050.15
753 911 829	6	1947.95
753 960 406	92	3.58
753 960 407	92	4.47
753 960 408	92	5.33
753 960 409	92	9.05
753 960 410	92	16.00
753 960 411	92	18.33
753 960 611	60	67.12
753 960 612	60	71.12
753 960 613	60	80.32
753 960 614	60	85.67
753 960 615	60	85.67
753 960 616	60	122.23
753 960 617	60	164.25
753 960 618	60	182.77
753 960 619	60	231.03
753 960 620	60	259.29
753 960 621	60	274.87
753 960 622	60	373.07
753 960 623	60	643.78
753 960 624	60	975.82
753 960 625	60	1116.73
753 960 626	60	1835.76
753 960 627	60	2242.45
753 960 628	60	3225.68

Code	Page	GBP
753 960 629	60	3476.33
753 960 810	57	8.63
753 960 811	57	12.86
753 960 812	57	24.10
753 960 813	57	29.15
753 960 814	57	37.18
753 960 815	57	42.56
753 960 816	57	53.16
753 960 817	57	56.03
753 960 818	57	77.18
753 960 819	57	96.03
753 960 820	57	114.70
753 960 821	57	132.18
753 960 822	58	186.24
753 960 823	58	255.04
753 960 824	58	414.66
753 960 825	58	731.71
753 960 826	58	923.69
753 960 827	58	1080.64
753 960 828	58	1236.36
753 960 829	58	1597.71
753 960 830	58	on request
753 960 831	58	on request
753 960 832	58	on request
753 960 833	58	on request
753 960 922	57	186.24
753 960 923	57	255.04
753 960 924	57	414.66
753 960 925	57	731.71
753 960 926	57	1087.38
753 960 927	57	1313.82
753 960 928	57	1549.81
753 960 929	57	2024.33
753 961 006	57	4.57
753 961 007	57	4.91
753 961 008	57	6.37
753 961 009	57	7.61
753 961 010	57	9.70
753 961 011	57	12.99
753 961 012	57	23.97
753 961 013	57	29.27
753 961 014	57	37.22
753 961 015	57	42.65
753 961 016	57	53.63
753 961 017	57	56.07
753 961 018	57	77.18
753 961 019	57	96.28
753 961 020	57	114.70
753 961 021	57	132.18
753 961 606	12	11.25
753 961 607	12	12.05
753 961 608	12	13.18
753 961 609	12	15.33
753 961 610	12	22.42
753 961 611	12	25.36
753 961 617	12	126.87
753 961 619	12	265.85
753 961 620	12	322.65
753 961 621	12	422.61
753 961 712	12	46.31
753 961 713	12	52.21
753 961 714	12	75.00
753 961 715	12	84.20
753 961 716	12	96.26
753 961 717	12	80.51
753 961 718	12	165.71
753 961 719	12	152.09
753 961 720	12	177.52

CODE NUMBER

Code	Page	GBP	Code	Page	GBP
753 968 606	87	5.33	PIL008407	62	204.40
753 968 607	87	6.61	PIL008408	62	239.93
753 968 608	87	8.43	PIL008409	62	307.66
753 968 609	87	9.91	PIL008410	62	486.87
753 968 610	87	19.04	PIL008411	62	643.97
753 968 611	87	21.09	PIL008412	62	816.28
775 641 502	22	20.44	PIL008413	62	1069.06
775 641 507	22	25.82	PIL008414	62	1594.46
775 641 510	22	30.24	PIL008415	62	1746.29
775 641 514	22	32.09	PIL008416	62	40.82
775 641 518	22	34.72	PIL008417	62	47.48
775 641 524	22	41.72	PIL008418	62	53.06
775 641 632	22	92.40	PIL008419	62	88.95
775 641 636	22	108.30	PIL008420	62	101.03
775 641 640	22	127.96	PIL008421	62	124.76
775 641 641	22	133.56	PIL008422	62	151.33
775 641 645	22	155.85	PIL008423	62	178.39
775 641 655	22	267.12	PIL008424	62	192.91
775 641 659	22	289.41	PIL008425	62	205.80
775 642 664	22	367.30	PIL008426	62	359.07
775 642 665	22	422.97	PIL008427	62	444.36
775 642 666	22	756.84	PIL008428	62	536.25
775 642 669	22	389.54	PIL008429	62	718.30
775 642 672	22	934.92	PIL008430	62	1212.80
775 642 673	22	946.06	PIL008431	62	1592.14
775 642 675	22	1062.88	PIL008432	63	39.29
775 642 678	22	2615.54	PIL008433	63	46.22
790 103 031	117	on request	PIL008434	63	52.34
790 103 033	117	on request	PIL008435	63	71.84
790 130 002	118	on request	PIL008436	63	100.75
790 136 001	120	307.03	PIL008437	63	114.46
790 136 002	120	307.03	PIL008438	63	133.96
790 136 003	120	307.03	PIL008439	63	155.15
790 136 004	120	369.47	PIL008440	63	183.58
790 136 005	120	369.47	PIL008441	63	227.13
790 136 006	120	369.47	PIL008442	63	358.17
790 136 007	120	411.10	PIL008443	63	477.63
790 136 008	120	411.10	PIL008444	63	602.77
790 136 009	120	411.10	PIL008445	63	775.65
790 136 010	120	473.54	PIL008446	63	1249.75
790 136 011	120	473.54	PIL008447	63	1373.11
790 136 012	120	473.54	PIL008448	63	29.33
790 136 013	121	515.18	PIL008449	63	34.80
790 136 014	121	515.18	PIL008450	63	39.38
790 136 015	121	515.18	PIL008451	63	65.37
799 150 090	120	on request	PIL008452	63	75.03
799 150 378	120	8.43	PIL008453	63	92.57
799 198 047	120	78.17	PIL008454	63	127.92
799 298 023	116	23.85	PIL008455	63	141.96
799 298 024	116	32.11	PIL008456	63	151.76
799 300 753	121	851.63	PIL008457	63	153.05
799 300 755	121	927.03	PIL008458	63	263.59
799 300 756	121	1108.89	PIL008459	63	300.81
799 300 757	119	2384.11	PIL008460	63	379.91
799 301 561	119	6320.70	PIL008461	63	489.11
799 350 475	119	1550.01	PIL008462	63	957.95
799 350 477	119	2080.00	PIL008463	63	1264.21
799 495 145	119	on request	PIL008464	64	25.34
799 495 146	119	on request	PIL008465	64	31.15
PIL000150	121	5.56	PIL008466	64	36.29
PIL005214	121	44.43	PIL008467	64	51.01
PIL008400	62	54.92	PIL008468	64	69.76
PIL008401	62	63.36	PIL008469	64	80.77
PIL008402	62	70.81	PIL008470	64	96.44
PIL008403	62	96.07	PIL008471	64	113.47
PIL008404	62	136.40	PIL008472	64	136.31
PIL008405	62	153.53	PIL008473	64	169.80
PIL008406	62	177.91	PIL008474	64	243.81

CODE NUMBER

Code	Page	GBP
PIL008475	64	333.52
PIL008476	64	417.06
PIL008477	64	516.69
PIL008478	64	969.68
PIL008479	64	1071.35
PIL008480	64	19.32
PIL008481	64	23.96
PIL008482	64	27.85
PIL008483	64	45.27
PIL008484	64	53.12
PIL008485	64	65.41
PIL008486	64	74.42
PIL008487	64	91.35
PIL008488	64	109.71
PIL008489	64	117.14
PIL008490	64	179.32
PIL008491	64	246.24
PIL008492	64	296.47
PIL008493	64	314.02
PIL008494	64	753.32
PIL008495	64	936.27
PIL008496	65	25.34
PIL008497	65	31.15
PIL008498	65	36.29
PIL008499	65	51.01
PIL008500	65	69.76
PIL008501	65	80.77
PIL008502	65	96.44
PIL008503	65	113.47
PIL008504	65	136.31
PIL008505	65	169.80
PIL008506	65	243.81
PIL008507	65	333.52
PIL008508	65	417.06
PIL008509	65	516.69
PIL008510	65	969.68
PIL008511	65	1071.35
PIL008512	65	19.32
PIL008513	65	23.96
PIL008514	65	27.85
PIL008515	65	45.27
PIL008516	65	53.12
PIL008517	65	65.41
PIL008518	65	74.42
PIL008519	65	91.35
PIL008520	65	109.71
PIL008521	65	117.14
PIL008522	65	179.32
PIL008523	65	246.24
PIL008524	65	296.47
PIL008525	65	314.02
PIL008526	65	753.32
PIL008527	65	936.27
PIL008528	68	58.47
PIL008529	68	39.48
PIL008530	68	75.56
PIL008531	68	46.60
PIL008532	68	82.12
PIL008533	68	51.72
PIL008534	68	116.51
PIL008535	68	73.63
PIL008536	68	144.24
PIL008537	68	99.63
PIL008538	68	191.10
PIL008539	68	112.43
PIL008540	68	250.63
PIL008541	68	123.36
PIL008542	68	233.53

Code	Page	GBP
PIL008543	68	172.91
PIL008544	68	368.86
PIL008545	68	190.74
PIL008546	68	348.94
PIL008547	68	247.63
PIL008548	68	484.31
PIL008549	68	397.10
PIL008550	68	798.98
PIL008551	68	585.46
PIL008552	68	1170.55
PIL008553	68	662.96
PIL008554	68	1326.55
PIL008555	68	845.83
PIL008556	68	2397.43
PIL008557	68	1490.78
PIL008558	68	3788.14
PIL008559	68	1679.65
PIL008560	69	59.51
PIL008561	69	31.81
PIL008562	69	65.41
PIL008563	69	37.96
PIL008564	69	71.70
PIL008565	69	42.10
PIL008566	69	112.04
PIL008567	69	66.77
PIL008568	69	134.93
PIL008569	69	81.30
PIL008570	69	181.13
PIL008571	69	95.85
PIL008572	69	223.74
PIL008573	69	104.26
PIL008574	69	221.18
PIL008575	69	145.48
PIL008576	69	328.00
PIL008577	69	159.13
PIL008578	69	311.06
PIL008579	69	194.82
PIL008580	69	499.25
PIL008581	69	330.67
PIL008582	69	757.05
PIL008583	69	503.43
PIL008584	69	1002.61
PIL008585	69	569.41
PIL008586	69	1139.89
PIL008587	69	711.31
PIL008588	69	1972.25
PIL008589	69	957.03
PIL008590	69	2955.30
PIL008591	69	1140.07
PIL008592	67	44.03
PIL008593	67	52.32
PIL008594	67	57.52
PIL008595	67	81.68
PIL008596	67	107.33
PIL008597	67	154.17
PIL008598	67	184.98
PIL008599	67	219.87
PIL008600	67	229.97
PIL008601	67	236.89
PIL008602	67	371.40
PIL008603	67	592.51
PIL008604	67	800.60
PIL008605	67	on request
PIL008606	67	on request
PIL008607	67	on request
PIL008608	67	32.79
PIL008609	67	38.57
PIL008610	67	44.44

CODE NUMBER

Code	Page	GBP
PIL008611	67	64.13
PIL008612	67	89.02
PIL008613	67	133.26
PIL008614	67	152.86
PIL008615	67	185.18
PIL008616	67	190.19
PIL008617	67	180.16
PIL008618	67	294.95
PIL008619	67	449.05
PIL008620	67	597.43
PIL008621	67	on request
PIL008622	67	on request
PIL008623	67	on request
PIL008624	66	72.62
PIL008625	66	87.00
PIL008626	66	106.24
PIL008627	66	156.55
PIL008628	66	220.86
PIL008629	66	275.43
PIL008630	66	321.59
PIL008631	66	387.75
PIL008632	66	489.29
PIL008633	66	698.12
PIL008634	66	1026.50
PIL008635	66	1365.20
PIL008636	66	1901.39
PIL008637	66	2430.41
PIL008638	66	on request
PIL008639	66	on request
PIL008640	66	55.09
PIL008641	66	69.29
PIL008642	66	83.67
PIL008643	66	142.51
PIL008644	66	176.13
PIL008645	66	234.55
PIL008646	66	275.09
PIL008647	66	320.07
PIL008648	66	366.77
PIL008649	66	480.15
PIL008650	66	792.86
PIL008651	66	1080.52
PIL008652	66	1550.55
PIL008653	66	1972.44
PIL008654	66	on request
PIL008655	66	on request
PIL008656	70	77.50
PIL008657	70	128.85
PIL008658	70	91.58
PIL008659	70	142.05
PIL008660	70	109.22
PIL008661	70	202.23
PIL008662	70	161.04
PIL008663	70	271.53
PIL008664	70	225.73
PIL008665	70	376.22
PIL008666	70	278.89
PIL008667	70	421.46
PIL008668	70	317.34
PIL008669	70	535.25
PIL008670	70	393.91
PIL008671	70	646.27
PIL008672	70	482.49
PIL008673	70	946.70
PIL008674	70	670.41
PIL008675	70	1229.80
PIL008676	70	1041.18
PIL008677	70	on request
PIL008678	70	1463.73

Code	Page	GBP
PIL008679	70	on request
PIL008680	70	1997.71
PIL008681	70	on request
PIL008682	70	2566.51
PIL008683	70	on request
PIL008684	70	on request
PIL008685	70	on request
PIL008686	70	on request
PIL008687	71	59.17
PIL008688	71	115.86
PIL008689	71	73.00
PIL008690	71	132.08
PIL008691	71	86.00
PIL008692	71	183.78
PIL008693	71	144.16
PIL008694	71	272.50
PIL008695	71	179.31
PIL008696	71	337.04
PIL008697	71	234.06
PIL008698	71	415.47
PIL008699	71	266.81
PIL008700	71	471.40
PIL008701	71	320.66
PIL008702	71	599.47
PIL008703	71	357.99
PIL008704	71	725.05
PIL008705	71	456.43
PIL008706	71	1032.38
PIL008707	71	794.32
PIL008708	71	on request
PIL008709	71	1154.42
PIL008710	71	on request
PIL008711	71	1614.08
PIL008712	71	on request
PIL008713	71	2049.96
PIL008714	71	on request
PIL008715	71	on request
PIL008716	71	on request
PIL008717	71	on request

GF Piping Systems > worldwide at home

Our sales companies and representatives ensure local customer support in over 100 countries.

www.georgfischer.co.uk



The technical data are not binding. They neither constitute expressly warranted characteristics nor guaranteed properties nor a guaranteed durability. They are subject to modification. Our General Terms of Sale apply.

Adding Quality to People's Lives

Argentina/Southern South America

Georg Fischer Central Plastics
Sudamérica S.R.L.
Buenos Aires, Argentina
Phone +5411 4512 02 90
gfccentral.ps.ar@georgfischer.com

Australia

George Fischer Pty Ltd
Riverwood NSW 2210 Australia
Phone +61(0)2 9502 8000
australia.ps@georgfischer.com
www.georgfischer.com.au

Austria

Georg Fischer
Rohrleitungssysteme GmbH
3130 Herzogenburg
Phone +43(0)2782 856 43-0
austria.ps@georgfischer.com
www.georgfischer.at

Georg Fischer Fittings GmbH
3160 Traisen
Phone +43 (0)2762 90300
fittings.ps@georgfischer.com
www.fittings.at

Belgium/Luxembourg

Georg Fischer NV/SA
1070 Bruxelles/Brusset
Phone +32(0)2 556 40 20
be.ps@georgfischer.com
www.georgfischer.be

Brazil

Georg Fischer Ltda.
04795-100 São Paulo
Phone +55(0)11 5525 1311
br.ps@georgfischer.com
www.georgfischer.com.br

Canada

Georg Fischer Piping Systems Ltd
Brampton, ON L6T 4E3
Phone +1(905)792 8005
Fax +1(905)792 6667
www.georgfischer.ca
ca.ps@georgfischer.com

China

Georg Fischer
Piping Systems Ltd Shanghai
Pudong, Shanghai 201319
Phone +86(0)21 58 13 33 33
china.ps@georgfischer.com
www.georgfischer.cn

Chinaust Plastics Corp. Ltd.
Songliandian, Zhuozhou city,
Hebei province, China, 072761
Phone +86 312 395 2000
Fax +86 312 365 2222
chinaust@chinaust.com
www.chinaust.com.cn

Denmark/Iceland

Georg Fischer A/S
2630 Taastrup
Phone +45 (0)70 22 19 75
info.dk.ps@georgfischer.com
www.georgfischer.dk

Finland

Georg Fischer AB
01510 VANTAA
Phone +358 (0)9 586 58 25
Fax +358 (0)9 586 58 29
www.georgfischer.fi
info.fi.ps@georgfischer.com

France

Georg Fischer SAS
95932 Roissy Charles de Gaulle Cedex
Phone +33(0)1 41 84 68 84
fr.ps@georgfischer.com
www.georgfischer.fr

Germany

Georg Fischer GmbH
73095 Albershausen
Phone +49(0)7161 302-0
info.de.ps@georgfischer.com
www.georgfischer.de

India

Georg Fischer Piping Systems Ltd
400 076 Mumbai
Phone +91 224007 2001
in.ps@georgfischer.com
www.georgfischer.in

Italy

Georg Fischer S.p.A.
20063 Cernusco S/N (MI)
Phone +3902 921 861
it.ps@georgfischer.com
www.georgfischer.it

Georg Fischer TPA S.r.l.
IT-16012 Busalla (GE)
Phone +39 010 962 47 11
tpa.ps@georgfischer.com
www.georgfischer.it

Japan

Georg Fischer Ltd
556-0011 Osaka,
Phone +81(0)6 6635 2691
jp.ps@georgfischer.com
www.georgfischer.jp

Korea

Georg Fischer Piping Systems
Guro-3 dong, Guro-gu, Seoul, Korea
Phone +82(0)2 2081 1450
Fax +82(0)2 2081 1453
kor.ps@georgfischer.com
www.georgfischer.kr

Malaysia

Georg Fischer (M) Sdn. Bhd.
40460 Shah Alam, Selangor Darul Ehsan
Phone +60 (0)3 5122 5585
my.ps@georgfischer.com
www.georgfischer.my

Mexico/Northern Latin America

Georg Fischer S.A. de C.V.
Apodaca, Nuevo Leon
CP66636 Mexico
Phone +52 (81)1340 8586
Fax +52 (81)1522 8906
mx.ps@georgfischer.com
www.georgfischer.mx

Middle East

Georg Fischer Piping Systems
Dubai, United Arab Emirates
Phone +971 4 289 49 60
info.export@georgfischer.com
www.export.georgfischer.com

Netherlands

Georg Fischer N.V.
8161 PA Epe
Phone +31(0)578 678 222
nl.ps@georgfischer.com
www.georgfischer.nl

Georg Fischer WAGA NV
NL-8160 AG Epe
Phone +31 (0)578 678 378
waga.ps@georgfischer.com
www.waga.nl

Norway

Georg Fischer AS
1351 Rud
Phone +47(0)67 18 29 00
no.ps@georgfischer.com
www.georgfischer.no

Poland

Georg Fischer Sp. z o.o.
05-090 Sekocin Nowy
Phone +48(0)22 31 31 0 50
poland.ps@georgfischer.com
www.georgfischer.pl

Romania

Georg Fischer
Piping Systems Ltd
020257 Bucharest - Sector 2
Phone +40(0)21 230 53 80
ro.ps@georgfischer.com
www.export.georgfischer.com

Russia

Georg Fischer Piping Systems
Moscow 125047
Tel. +7 495 258 60 80
ru.ps@georgfischer.com
www.georgfischer.ru

Singapore

Georg Fischer Pte Ltd
528 872 Singapore
Phone +65(0)67 47 06 11
sgp.ps@georgfischer.com
www.georgfischer.sg

Spain/Portugal

Georg Fischer S.A.
280046 Madrid
Phone +34(0)91 781 98 90
es.ps@georgfischer.com
www.georgfischer.es

Sweden

Georg Fischer AB
117 43 Stockholm
Phone +46(0)8 506 775 00
info.se.ps@georgfischer.com
www.georgfischer.se
www.georgfischer.fi

Switzerland

Georg Fischer
Rohrleitungssysteme (Schweiz) AG
8201 Schaffhausen
Phone +41(0)52 631 30 26
ch.ps@georgfischer.com
www.piping.georgfischer.ch

Taiwan

Georg Fischer Piping Systems
San Chung City, Taipei Hsien
Phone +886 2 8512 2822
Fax +886 2 8512 2823
www.georgfischer.tw

United Kingdom/Ireland

Georg Fischer Sales Limited
Coventry, CV2 2ST
Phone +44(0)2476 535 535
uk.ps@georgfischer.com
www.georgfischer.co.uk

USA/Caribbean

Georg Fischer LLC
Tustin, CA 92780-7258
Phone +1(714) 731 88 00
Toll Free 800/854 40 90
us.ps@georgfischer.com
www.gfipiping.com

Georg Fischer Central Plastics LLC

Shawnee, OK 74801
Phone +1(405) 273 63 02
gfccentral.ps@georgfischer.com
www.centralplastics.com

International

Georg Fischer
Piping Systems (Switzerland) Ltd.
8201 Schaffhausen/Switzerland
Phone +41(0)52 631 30 03
Fax +41(0)52 631 28 93
info.export@georgfischer.com
www.export.georgfischer.com